

Annexure- I - c

Confidential
For Members only

Coconut Development Board
136th Meeting, 23rd June 2019

AGENDA

Subject No.	Subject	Page Nos.
1	2	3
1	Confirmation of the Minutes of the 135 th Meeting of the Coconut Development Board held on 30 th January 2019 at Chennai, Tamilnadu.	1 – 20
2	Action Taken Report on the decisions of the 135 th Meeting of the Coconut Development Board held on 30 th January 2019 at Chennai, Tamilnadu.	21 – 33
3	Progress Reports on the Coconut Development Board's Programmes for the years 2018-19 and 2019-20.	34 – 111
4	Export and Import Data of Coconut Products.	112 – 126
5	Draft Annual Report of the Coconut Development Board for the year 2018-19.	127 – 327
6	Annual Accounts of the Coconut Development Board for the year 2018-19.	328 – 365
7	Reappropriation of Funds.	366 – 370
8	Annual Action Plan 2019-20 for Coconut Development Board Schemes under MIDH at a total budget of ₹21200 lakh.	371 – 382
9	Sanction of additional fund to Gaja affected area in Tamilnadu from the savings under various schemes for SCSP category – Ratification.	383
10	Construction of Farmers Training Centre cum Administrative Building at DSP Farm, Hichachara, Tripura – Ratification.	384 – 390
11	Proposal for maintenance and interior painting of office building of Coconut Development Board, Regional Office, Guwahati, Assam - Ratification.	391
12	Replacement of office vehicle at State Centre, Thane, Maharashtra.	392 – 393
13	Replacement of Farm Tractor at DSP Farm, Mandya, Karnataka.	394 – 395

Subject No.	Subject	Page Nos.
1	2	3
14	Purchase of "Integrated Attendance Device Type-1, Integrated android tablet and single finger print scanner device housed in rugged casing".	396 – 397
15	Construction of Farmers Training Centre cum Administrative building at DSP Farm, Dhali, Tamilnadu and ratification for transfer of fund to CPWD.	398 – 408
16	Additional allocation of fund under the Scheme "Laying out of Demonstration Plots" for implementation through State Department of Horticulture, Government of Karnataka by reappropriation of the savings – Ratification.	409 – 410
17	Additional allocation of fund under the Scheme "Laying out of Demonstration Plots" for implementation through State Department of Horticulture, Government of Andhra Pradesh by reappropriation of the savings – Ratification.	411 – 412
18	Additional allocation under the Scheme "Replanting and Rejuvenation of Coconut Garden (R&R)" for implementation through State Department of Horticulture, Government of Andhra Pradesh by reappropriation of the savings – Ratification.	413 – 414
19	Component programmes proposed to be carried out under the scheme "Marketing, Market Intelligence Services, Statistics & Strengthening of Export Promotion Council (EPC)" during the year 2019-20.	415 – 422
20	Excess expenditure incurred on Board's Media Plan 2018-19 and Extension Activities & IT – Ratification.	423 – 426
21	Proposal for providing accommodation facilities at reduced rates for farm officials posted at DSP Farms.	427 – 430
22	Revision in guidelines of the scheme "Production and Distribution of Quality Planting Material – Assistance for Establishment of Small Coconut Nurseries" in North and North Eastern Regions.	431 – 432
23	Promotional Activities of the Board - Irregular involvement of former Chairman Dr. Raju Narayana Swamy IAS.	433 – 444
24	Proposal for extending financial assistance to compensate coconut growers affected by severe cyclone "FANI" in Odisha.	445 – 447

Confidential
For Members only

Coconut Development Board
136th Meeting, 23rd June 2019

**Subject No.1: Confirmation of the Minutes of the 135th Meeting of
the Coconut Development Board held on
30th January 2019 at Chennai, Tamilnadu**

The Minutes of the 135th Meeting of the Coconut Development Board held on 30th January 2019 at Chennai were circulated to the Members of the Board vide letter No.F.17/2018-Meeting(135) dated 19.02.2019.

Board may kindly confirm the Minutes.

Secretary

**MINUTES OF THE 135th MEETING OF THE
COCONUT DEVELOPMENT BOARD
HELD ON 30th JANUARY 2019 AT CHENNAI, TAMILNADU**

The 135th Meeting of the Coconut Development Board commenced at 10.30 am on 30th January 2019 at Hotel Raj Park, Chennai, Tamilnadu under the Chairmanship of Dr. Raju Narayana Swamy IAS, Chairman, Coconut Development Board. The following members were present:

- | | |
|---|----------|
| 1) Shri K.K. Ragesh
Member of Parliament (Rajya Sabha) | - Member |
| 2) Shri Gagandeep Singh Bedi IAS
Agricultural Production Commissioner & Secretary
Government of Tamilnadu | -do- |
| 3) Shri P.C. Mohanan Master, Kerala | -do- |
| 4) Shri P.R. Muraleedharan, Kerala | -do- |
| 5) Shri S. Mohan Raj, Tamilnadu | -do- |
| 6) Smt. Daksha Rami, Gujarat | -do- |
| 7) Dr. Biswanath Rath, Odisha | -do- |
| 8) Shri M.R. Shankara Narayan Reddy, Karnataka | -do- |
| 9) Shri Sanjeev Kumar Singh, Bihar | -do- |

In attendance

- 1) Shri R. Madhu, Secretary, Coconut Development Board
2. Leave of absence was granted to the following Members who had intimated the Secretariat about their inability to attend the Meeting.
 - (1) Dr. B.N. Srinivasa Murthy, Horticulture Commissioner, Department of Agriculture, Cooperation & Farmers Welfare, Government of India.
 - (2) Dr. Anitha Karun, Director, CPCRI, Kasaragod.
 - (3) Chairman, Coir Board
 - (4) Shri Nalin Kumar Kateel, Member of Parliament (Lok Sabha)
 - (5) Shri Thota Narasimham, Member of Parliament (Lok Sabha)
 - (6) Shri Pokale Prahlad, Director (Horticulture), Govt. of Maharashtra

3. The Chairman extended a hearty welcome to all the Members present. He highlighted the major activities of the Board that took place since the last Board Meeting. The Chairman's Speech was then circulated to all the Members and was recorded (copy attached). After these introductory discussions Board took up the items listed in the Agenda for discussion.

Subject No.1: Confirmation of the Minutes of the 134th Meeting of the Coconut Development Board held on 25th October 2018 at Bhubaneswar.

4. Board confirmed the Minutes of the 134th Meeting of the Coconut Development Board held on 25th October 2018 at Bhubaneswar.

Subject No.2: Action Taken Report on the decisions of the 134th Meeting of the Coconut Development Board held on 25th October 2018 at Bhubaneswar.

5. Board approved the Action Taken Report.

Subject No.3: Progress Report on the Coconut Development Board's Programmes for the year 2018-19

6. The Secretary made a detailed presentation on the progress of the programmes of the Board for the year 2018-19.

Subject No.4: Export and Import Data of Coconut Products

7. Shri K.K. Ragesh MP (RS) expressed his concern over the decrease in domestic price of copra. He requested Board's intervention in this matter by writing to the Government of India expressing Boards' concerns and apprehensions.

8. Board noted the data on export and import.

Subject No.5: Election of Vice Chairman

9. Dr. Biswanath Rath, Member was unanimously elected as Vice Chairman of the Coconut Development Board. Chairman and all members present congratulated him on his election as Vice Chairman.

Subject No.6: Reconstitution of the Functional Committees of the Coconut Development Board

10. The Functional Committees were reconstituted as detailed in the Annexure I. The term of the reconstituted Committees will be for a period of two years with effect from 30.01.2019.

Subject No.7: Annual Audited Accounts of the Board for the year 2017-18 – Result of the Agenda Note circulated among the Members of the Board for approval

11. Board noted the result of circulation of agenda note on the above subject.

Subject No.8: Proposal for extending support to coconut farmers affected by recent natural calamities in the States of Andhra Pradesh, Karnataka, Kerala and Tamilnadu – Result of the Agenda Note circulated among the Members of the Board for approval

12. Board noted the result of circulation of agenda note on the above subject.

Subject No.9: Replacement of Farm Tractor at DSP Farm, Abhayapuri, Assam

13. Board approved the proposal.

Subject No.10: Purchase of Farm Tractor and accessories for DSP Farm, Dhali, Tamilnadu

14. While deliberating on the subject, the Board felt that a vehicle is very much essential at this stage at Dhali and hence it was decided to transfer one office vehicle from CDB Head Office to DSP Farm, Dhali (with the driver) on work arrangement basis for one year.

15. Board approved the proposal and ratified the action taken as mentioned therein.

Subject No.11: Ratification of expenditure incurred in connection with the death of Sardar Singh Choyal, Deputy Director, Coconut Development Board while on duty

16. Board approved the proposal and ratified the expenditure incurred.

Subject No.12: Implementation of Integrated e-Office Solution in Coconut Development Board – Ratification for additional amount

17. Board approved the proposal and ratified the excess expenditure in question.

Subject No.13: Proposal for investigation by CBI for inquiring into the irregularities of LoDP Scheme implemented in Karnataka under SCSP and TSP component during 2016-17

18. During the deliberations Shri P.R. Muraleedharan, Member opined that it is better that the Executive Committee of the Board undertake an investigation in the said matter. He also expressed the view that if the Committee so recommends, approval can be given for CBI enquiry. Dr. Biswanath Rath, Member was of the opinion that it is not proper for CBI to enter in CDB and that the Executive Committee of the Board shall investigate on this as a first step. Shri K.K. Ragesh, MP (RS) was of the view that corruption is a criminal offence, and that Board has no right to withhold the CBI enquiry since CBI is already seized of the issue.

19. After detailed discussion, Board approved the proposal and authorized the Secretary, CDB to address CBI, Bengaluru requesting CBI intervention in the matter.

Subject No.14: Infrastructural works to be carried out at Demonstration cum Seed Production Farms

20. Board approved the proposal.

Subject No.15: Blockage of Rs.1.61 crores with Government of Tamilnadu on the Project 'Control of Eriophyid Mite on Coconut' under TMOC

21. Noted.

**Subject No.16: Finalization of Award Categories of National Awards
2016-18**

22. Board approved the proposal subject to the condition that wide publicity shall be given as regards these awards by the Board on its own by advertisements, uploading in Board's website and through State Governments.

Other Matters

23. Shri K.K. Ragesh MP (RS) brought to the attention of the Board the widespread damage to coconut trees caused in the states of Kerala, Karnataka, Tamilnadu and Andhra Pradesh due to natural calamities. He felt that though some allotment has been given by the CDB to these states towards calamity relief, amount allocated is totally insufficient. After detailed discussion the Board agreed to the suggestion of the Hon'ble MP and authorized the Chairman to identify whether any fund can be set apart for calamity relief through reappropriation. The Chairman was also authorized to allocate maximum possible amount out of the fund so reappropriated to the aforesaid State Governments towards calamity relief.

24. As the present Standing Counsel of CDB Adv. P. Vijayakumar has been appointed as Assistant Solicitor General of India, the Board authorized the Chairman to appoint a new Standing Counsel of the Board from the panel of Central Government Advocates (in place of Adv. P. Vijayakumar).

25. Chairman placed before the Board an action programme as detailed in Annexure II for the perspective development of the coconut sector in India.

26. Board approved the said action programme put forth by the Chairman and authorized the Chairman to submit it to the Ministry with a request to add the same in the Annual Action Plan of the Board from the next financial year.

27. Shri Gagandeep Singh Bedi IAS, Agricultural Production Commissioner & Secretary, Government of Tamilnadu suggested that the Board should come up with a standard protocol with regard to preservatives and preservation of Neera in consultation with CPCRI and other stake holders. He also stated that the State Government is ready to submit a proposal in this regard. Chairman assured him that necessary action will be initiated by the Board soon on receipt of a proposal from the State Government.

28. Shri M.R. Shankara Narayan Reddy, Member informed the Board about White fly (*Rugose Spiralling*) menace being faced by the farmers in the districts of Mandya and Mysore in Karnataka. Chairman assured the member that CDB will take immediate necessary action in the matter.

The Meeting concluded at 1.30 pm with thanks to all the participants.

**Sd/-
Chairman**

Annexure I**1. Executive Committee**

(i) The Chairman	Chairman
(ii) Vice Chairman	Vice Chairman
(iii) Three members representing the Governments of the States of Kerala, Tamilnadu and Karnataka appointed under clause (g) of Sub Section (4) of Section 4 of the Coconut Development Board Act, 1979.	<ol style="list-style-type: none"> 1. The Secretary (Agriculture) Government of Kerala 2. The Agricultural Production Commissioner & Secretary to the Govt. Government of Tamilnadu 3. The Principal Secretary (Horticulture & Sericulture) Government of Karnataka
(iv) The Financial Advisor/Deputy Secretary (Finance) to the Govt. of India, Ministry of Agriculture & Farmers Welfare, and two other members elected by the Board from amongst themselves who shall be representatives of growers.	<ol style="list-style-type: none"> 1. The Financial Advisor/Deputy Secretary (Finance) to the Govt. of India, Ministry of Agriculture & Farmers Welfare <i>(Letter to be written to Ministry for nomination)</i> 2. Shri P.R. Muraleedharan, Kerala 3. Shri Sanjeev Kumar Singh, Bihar

2. Research & Development Committee

(i) The Chairman	Chairman
(ii) Vice Chairman	Vice Chairman
(iii) All the four members of the Board representing coconut growers appointed under clause (1) of Sub Section (4) of Section 4 of the CDB Act, 1979.	<ol style="list-style-type: none"> 1. Shri P.C. Mohanan Master 2. Shri P.R. Muraleedharan 3. Shri S. Mohan Raj 4. Shri M.R. Shankara Narayan Reddy
(iv) The Horticulture Commissioner, Government of India; <i>ex-officio</i>	The Horticulture Commissioner, Government of India
(v) The Director, Central Plantation Crops Research Institute (CPCRI), Kasaragod; <i>ex-officio</i>	The Director, CPCRI
(vi) Four other persons to be co-opted by the Board from amongst experts and scientists who are not members of the Board, or from institutions which are not represented on the Board provided that such co-opted persons shall have no right to vote.	<ol style="list-style-type: none"> 1. Dr. Krishna Kumar, CPCRI, Kayamkulam 2. Dr. Sadha Sakhti, TNAU 3. Dr. Sinija, IIFPT, Tamilnadu 4. Dr. G.S. Chandra Shekhar, CFTRI

3. Processing & Marketing Committee

(i) The Chairman	Chairman
(ii) Vice Chairman	Vice Chairman
(iii) The member of the Board representing the Coconut Processing Industry appointed under clause (j) of Sub Section (4) of Section 4 of the Coconut Development Board Act, 1979.	Smt. Daksha Rami, Gujarat
(iv) The Chairman of the Coir Board; <i>ex-officio</i>	The Chairman, Coir Board.
(v) Four members elected by the Members of the Board from amongst themselves of whom two shall be representatives of growers	<ol style="list-style-type: none"> 1. Shri P.R. Muraleedharan, Kerala 2. Shri S. Mohan Raj, Tamilnadu 3. Shri M.R. Shankara Narayan Reddy, Karnataka 4. Shri Sanjeev Kumar Singh, Bihar
(vi) Four other persons to be co-opted by the Board to represent (1) the Department of Agriculture, Cooperation and Farmers Welfare in the Ministry of Agriculture and Farmers Welfare, Government of India (2) the National Co-operative Development Corporation (3) the Kerala State Coconut Development Corporation Limited (KSCDC) and (4) the Directorate of Marketing and Inspection, Government of India, who are not Members of the Board provided that such co-opted persons shall have no right to vote. In the case of KSCDC, the Board in its 62 nd Meeting had taken a decision that since this organization is defunct, KERAFED may be co-opted. The Government of India was requested to concur to this amendment to the Regulation. Pending this amendment, it was also decided to invite the Managing Director, KERAFED as a Special Invitee to the Meetings of the Processing & Marketing Committee.	<ol style="list-style-type: none"> 1. Representative from Department of Agriculture, Cooperation and Farmers Welfare in the Ministry of Agriculture and Farmers Welfare, Government of India. 2. Representative from National Co-operative Development Corporation. 3. Managing Director, KERAFED 4. Representative from Directorate of Marketing and Inspection, Government of India. <p><i>(Letter to be written to the respective offices for nomination)</i></p>

4. Publicity Committee

(i) The Chairman	Chairman
(ii) Vice Chairman	Vice Chairman
(iii) Three members representing the Governments of the States of Kerala, Tamilnadu and Karnataka appointed under clause (g) of Sub Section (4) of Section 4 of the Coconut Development Board Act, 1979.	<ol style="list-style-type: none"> 1. The Secretary (Agriculture) Government of Kerala 2. The Agricultural Production Commissioner & Secretary to the Govt. Government of Tamilnadu 3. The Principal Secretary (Horticulture & Sericulture) Government of Karnataka
(iv) Three members appointed by the Board by election of whom one shall be representative of coconut growers.	<ol style="list-style-type: none"> 1. Shri P.R. Muraleedharan, Kerala 2. Shri P.C. Mohanan Master, Kerala 3. Smt. Daksha Rami, Gujarat
(v) Four other persons to be co-opted by the Board to represent (1) the Department of Agriculture, Cooperation and Farmers Welfare in the Ministry of Agriculture and Farmers Welfare, Government of India (2) such organizations as are engaged in Agricultural Information who are not members of the Board provided that such co-opted persons shall not have the right to vote.	<ol style="list-style-type: none"> 1. Representative from Department of Agriculture, Cooperation and Farmers Welfare in the Ministry of Agriculture and Farmers Welfare, Government of India. <p><i>(Letter to be written to Ministry for nomination)</i></p> <p>It was decided to write to the Secretaries of the Governments of Karnataka, Kerala and Tamilnadu requesting to nominate an officer from Farm Information Bureau of the State Government concerned or such organizations as are engaged in Agricultural Information.</p>

Annexure II**PROPOSED SCHEMES FOR SUSTAINABLE DEVELOPMENT
OF THE COCONUT SECTOR****1. Upgradation of Demonstration cum Seed Production (DSP)
Farms to Centre of Excellence**

The proposal is for the development of the DSP Farm to a *Centre of Excellence and Farm of International Standards* by demonstrating viable and available technologies on coconut cultivation, processing and value addition. The Centre will serve as a **one stop shop** for knowledge management in coconut, technology transfer, information dissemination and technical assistance. Information on advanced technologies in the areas of cultivation and processing of coconut across the globe would also be demonstrated in collaboration with international institutions. It will be undertaken initially on a pilot scale in one farm and later replicated.

2. Model Village Programme by DSP Farm

DSP Farms will identify a nearby village or an aggregate of 25 hectares of land under coconut as a pilot project, adopt it and develop it as a **Model village** for coconut. The objective is that the farmers in the area are facilitated to undertake sustainable and environment friendly cultivation of coconut adopting all the good agricultural practices in coconut taking into account conservation of all natural resources like soil, water, micro flora in soil etc.

3. Water Conservation in Coconut Gardens

Water conservation will be promoted in coconut gardens, both through individual farmers and farmers organized in Farmer Producer Organizations (FPO). The objective is to *improve the crop water productivity in coconut* through drought management and soil moisture conservation, improving conveyance efficiency of surface irrigation, improving application efficiency of

irrigation through *implementation of micro irrigation systems like drip and sprinklers, popularizing fertigation, establishing water harvesting structures, construction of ponds in coconut gardens* as a source for irrigation and contributing to ground water recharge through seepage of water, construction of ponds etc.

4. Use of non conventional energy in coconut cultivation

This scheme is proposed to *popularize the use of solar technology in coconut cultivation* which offers farmers an opportunity to stabilize their energy costs. Photovoltaic panel systems can harness the sun's *energy to pump water for irrigating crops and powering farm machinery and equipment*. In the long run, farmers can even generate enough power to supply the excess to the electric grid.

5. Promotion of coconut cultivation in North East - Aangan Aangan Mein Nariyal

The scheme is proposed for popularization of coconut in the North Eastern states. Coconut is a crop that has a multitude of uses and provides food security and livelihood security. It is socially and culturally blended with the tradition of the country. Coconut has religious importance too. The scheme ***Aangan Aangan Mein Naariyal*** proposes to *distribute coconut seedlings to the households* in the district of West Tripura on a pilot basis, at the rate of minimum one seedling per household.

6. Coconut Cultivation in Bastar Region of Chhattisgarh

It is proposed to undertake and promote coconut cultivation in disturbed areas like Bastar region of Chhattisgarh. The objective is to facilitate farmers in cultivation of coconut thereby providing livelihood security and also increasing the area under coconut in non- traditional areas. Coconut cultivation will be promoted in Bastar region as a pilot project and will later be replicated in other such disturbed areas based on the impact.

7. Establishment of Agro Park exclusively for Tender coconut water in Gujarat

Tender coconut water and coconut water is a booming industry world-wide with developed nations like USA and EU importing large amounts of coconut water for use as a sports drink, beverage, refreshing drink etc. It is also used in combination with fruit juices. The tender coconut water processing sector is still in its early stages in India. Taking into account of the vast potential for packed tender coconut water in areas where coconut is not cultivated, especially North India, the scheme is proposed to establish an Agro park exclusively for processing of tender coconut, preferably in Gujarat where coconut is a crop with huge potential.

8. Look North East – Bag of products

The scheme proposes for popularization of processed products of coconut in the North East. A variety of diversified products are possible from coconut and most of which fall in the category of micro, small and medium scale industry for commercial production. Taking into account the nature and extent of coconut cultivation in the North east, trainings could be extended to farmer groups, women and youth for home scale and small scale production of the products. The region shares *international boundaries with four countries* and market promotion could be undertaken in the area as part of *Act East policy* of the Government.

9. Interface with Ayurveda

Traditional medicines in India, especially Ayurveda utilize various coconut products like coconut oil, virgin coconut oil, tender coconut in their medicines and preparations mainly due to the medicinal and nutritional attributes of coconut products known from time immemorial and transferred across generations. It is highly important to bring out these benefits at a time when doctors prescribe avoidance of coconut oil to patients attributing it to the reason for cholesterol and cardiac diseases. It is planned to have an interface

with renowned scientists and doctors in traditional medicine, particularly Ayurveda to bring out and establish the goodness of coconut and its products and popularize it through literature and various media.

10. Research Studies on medicinal and health attributes of coconut products

Coconut has a multitude of benefits, both nutritional and medicinal and has been used since long in traditional medicine in India. In the developed world, conclusive scientific studies are inevitable to establish the medicinal and nutritional attributes of coconut products. The proposal will concentrate on studies on coconut and coconut products in reputed national institutions.

11. Market promotion of coconut products through established retails chains, outlets in airports, railway station and mega malls and through Friends of Coconut Products (FOCP)

It is proposed to initiate focused market promotion programmes for the promotion of coconut products. A four pronged approach is proposed for market development and promotion.

The first approach proposed is through linking with established retail chains in selected metro cities like Aavin in Tamilnadu or Nandini in Karnataka. Potential manufacturers of coconut products like coconut oil, Virgin Coconut oil, desiccated coconut, coconut milk, coconut chips, packed tender coconut water who can regularly supply quality product will be identified and linked with the dairy retail chain outlets. The objective is to popularize the coconut products, ensure a regular supply of coconut products to the consumers through identified retail outlets, online purchase systems and provide market development assistance for the entrepreneurs.

Another approach proposed is through the establishment of coconut outlets in railway stations and airports where there is moving population. The outlets are proposed to be franchisee run and will help in popularizing coconut

products among the general public and promoting the goodness and wellness of coconut.

The third approach is through establishment of coconut corners in the existing mega malls. The proposal is to establish the outlets through franchisees based on a MoU. The malls will have heavy traffic and this will provide an opportunity for promotion of the various products and in market development.

The fourth mode is through a team of trained personnel called Friends of Coconut Products (FOCP).

The objective is to promote the various coconut products through a trained group of youth or women Self Help groups. Door to door sales of coconut products could also be undertaken by the groups with infrastructure support. It is also proposed that vans could be provided on lease to women groups for promotion of coconut products in major cities.

12. Consortium of Coconut Producer Companies

CDB has facilitated the formation of a three tier system of Farmer Producer Organizations with Coconut Producer Societies (CPS) at the grass root level, Coconut Producer Federations (CPF) at the intermediate level and Coconut Producer Companies (CPC) at the apex level. CPC are registered under the Indian Companies Act and undertake processing of products. To facilitate efficient production and marketing of the products and to a harmonious functioning of the CPCs, it is proposed to form a national level Consortium of all the CPCs established in India.

13. Impact assessment of CDB schemes since 1981

The scheme is proposed for undertaking an impact assessment of the schemes undertaken by CDB since its establishment in 1981. This will help in having an understanding on the development in the sector as a result of the CDB intervention through the various schemes, the areas that require

attention and the areas to be addressed on a priority basis for ensuring sustainable coconut cultivation. The interventions needed for quality production and certifications of farms could also be undertaken based on need assessment of farmers.

14. IT applications in agriculture

It is proposed for the development of an online communication system which can be operated through the smart phones so that the farmers can easily access information and address his queries. An interactive Farmer App could be developed wherein queries of farmers related to crop cultivation, crop protection, prices etc could be catered to online. The farmers can take photos of his crop and upload so that he could be provided advice on plant protection and nutrition. Online marketing portal could also be integrated to support market development.

15. Periodic refresher trainings for officers of CDB

The proposed scheme is for introduction of a training package for officers of the Board where in periodic refresher trainings will be provided to them through reputed institutions like National Institute of Plant Health Management (NIPHM), National Institute of Agricultural Extension Management [MANAGE], National Institute of Rural development [NIRD], Institute of Rural Management, Anand [IRMA], Institute of Secretariat Training and Management (ISTM), Indian Institute of Management (IIM) etc. The periodic trainings will not only update the officers on the latest advances in technology but will also be motivating and refreshing to take up new challenges for the development of the sector.

16. Safe drinking water for Rural India – National Mission on Safe Drinking Water

The proposal is to explore the potentials of providing safe drinking water to Rural India using activated carbon filters in a Mission mode. Activated carbon

is the product from coconut shell which has high export potential and is used in water purification. The principle could be made use of in providing safe drinking water to Rural India in association with other Government agencies in a Mission mode. Promotion of products from coconut shell could also be achieved through this mission since activated carbon is a product from coconut shell. Other products from coconut shell like handicrafts, ice cream cups etc could also be promoted.

17. Laying out of Demonstration units

The proposal is for the establishment of demonstration units which serve as a knowledge house regarding coconut cultivation and processing. The unit will serve to provide insights to entrepreneurs interested in coconut cultivation and processing and also serve to attract the youth to the sector.

18. Beautification of the median in National Highways with dwarf coconut seedlings

Coconut is a crop with high carbon potential and is environment friendly. It contributes to food security, nutritional security and social security. Promoting planting of coconut seedlings along the median in national highways will contribute to the carbon sink, make the city green and the air healthy. Dwarf coconut seedlings will also pose less issues in harvesting of the palms when they grow.

CHAIRMAN'S SPEECH

I personally extend a warm and hearty welcome to all the Members to the 135th Meeting of Coconut Development Board.

1. Major events since last Board Meeting

1.1 A Buyer seller meet was organized at ICAR Research Complex for Eastern Region in Patna on 30th October 2018 by Coconut Development Board. The meet was attended by Chairman, Shri Sanjeev Kumar Singh, Board Member and Farmer representatives from the CPCs/CPFs of Tamilnadu, Karnataka and Andhra Pradesh.

1.2 A meeting to review the status of implementation of Board's schemes in Northeastern region was held at Guwahati, Assam on 31st October 2018. Chairman CDB chaired the meeting and besides CDB officials senior officials from States of Assam, Arunachal Pradesh, Manipur, Meghalaya, Mizoram, Nagaland and Tripura attended the meeting.

1.3 State level workshop on coconut cultivation and its value addition was organized by Coconut Development Board at Biswa Bangla Convention Centre, New Town Kolkata on 4th November 2018. Chairman and Shri Sampad Ranjan Patra, Director of Agriculture & Ex-officio Secretary, Department of Agriculture, Government of West Bengal attended the workshop.

1.4 Coconut Development Board in association with the Hindu in School conducted an Agriculture quiz for students from Chennai, Puducherry, Kancheepuram and Tiruvallur districts of Tamilnadu at SBOA school auditorium Chennai on 9th November 2018. Chairman, Coconut Development Board inaugurated the programme and gave away the prizes to the winners.

1.5 State level seminar for the Promotion and Development of Coconut was organized by Coconut Board on 13th November 2018 at Nagercoil, Tamilnadu. Thiru. Pon Radhakrishnan, Hon'ble Minister of State for Finance and Shipping, Government of India inaugurated the programme. Shri S. Mohan Raj, Member, CDB also attended the function.

1.6 Coconut Development Board participated in the 38th India International Trade Fair at New Delhi held from 14.11.2018 to 27.11.2018.

1.7 Coconut Development Board participated in 10th Edition of Agrovision Exhibition 2018 held at Nagpur Maharashtra organized by Agrovision Foundation, New Delhi during 23-24 November 2018. The function was inaugurated by Shri Radha Mohan Singh, Hon'ble Union Agriculture Minister, Govt. of India in the presence of Shri Yogi Adityanath, Hon'ble Chief Minister of Uttar Pradesh.

1.8 To cultivate reading habits among students Coconut Development Board in association with the Hindu distributed free copies of the Hindu in School on 28.11.2018 to thirty two Government schools in the district of Ernakulam, Kerala.

1.9 CSIR-Central Food Technological Research Institute (CFTRI), Mysuru in association with Coconut Development Board conducted one-day National Conference on Virgin Coconut Oil (VCO) for Manufacturers at Mysuru on 26.12.2018.

1.10 Chairman, Coconut Development Board visited Central Agricultural University (CAU), Imphal, Manipur on 2nd January 2019. Chairman had interaction with Dr. Premjit Singh, Vice Chancellor & Scientists of Central Agricultural University and discussed on the development of a perspective plan for coconut in the North Eastern Region.

1.11 Chairman visited NIPHM, Hyderabad on 18th January 2019 and discussed with the Ms. G. Jayalekshmi IAS, Director General and Heads of Divisions of NIPHM on developing training programme for coconut farmers, officials of CDB and designing a protocol for production of quality coconut seedlings in the 11 DSP Farms of CDB.

2. CDB participated in 27 exhibitions and trade fairs conducted in eight States since last Board Meeting.

3. The Board is continuing the training for unemployed youth in coconut palm climbing, harvesting and plant protection activities. A total of 62282 personnel from different States were trained as on 23.01.2019 under this programme. Board has conducted 131 Awareness programmes in scientific cultivation technologies/value addition in coconut across the country.

4. Farmer Collectives

A total of 9691 Coconut Producer Societies (CPSs) and 742 Coconut Producer Federations (CPFs) are registered with CDB from nine states viz. Kerala, Tamilnadu, Karnataka, Andhra Pradesh, Odisha, Maharashtra, Gujarat, Assam and West Bengal

(as on 24.01.2019). So far 67 Coconut Producer Companies (CPCs) have been registered in the country. 13 CPCs from the state of Tamilnadu have registered with CDB so as to enable them to obtain Neera extraction, Processing and marketing license from Government of Tamilnadu in accordance with Tamilnadu Neera Rules 2017 and from the State of Kerala 18 CPCs have been registered with CDB.

5. Export of Coconut Products

5.1 The major Coconut Products being exported from the country are coconut shell based activated carbon, coconut oil, fresh coconut, coconut shell charcoal and dry coconut.

5.2 The export of coconut products during the year 2018-19 (April to October) was ₹93165.79 lakh.

6. During the year 2018-19 (as on 24.01.2019), 390 new coconut products exporters have registered with the Board. With this, total exporters registered with the Board 3663.

7. Import of Coconut Products

The major products being imported in to the country is coconut oil cake. The import of coconut products during the year 2018-19 (April to October) was ₹32271.49 lakh.

Once again I extend a warm welcome to all the members of the Board to this 135th Meeting.

Thank you,

Chairman

Confidential
For Members only

Coconut Development Board
136th Meeting, 23rd June 2019

Subject No.2: Action Taken Report on the decisions of the 135th Meeting of the Coconut Development Board held on 30th January 2019 at Chennai, Tamilnadu

Subject No.	Decision	Action Taken
1	2	3
4	Shri K.K. Ragesh, MP expressed his concern over the decrease in domestic price of copra. He requested Board's intervention in this matter by writing to the Government of India expressing Boards' concerns and apprehensions.	The Board has already taken up the matter with National Agricultural Cooperative Marketing Federation of India (NAFED), working under the Ministry of Agriculture and Farmer's Welfare and the central nodal agency to undertake price support mechanisms at the Minimum Support Price (MSP) in the coconut growing states. As per discussion with NAFED, the Board is following up with the State Governments of the major coconut growing states to send proposals to the Ministry of Agriculture and Farmers Welfare for initiation of the Price Support Scheme and also to undertake measures for declaration of the state level designated agencies for copra procurement.
9	Board approved the proposal for replacement of Farm Tractor at DSP Farm, Abhayapuri, Assam.	Action has been initiated to dispose of the old Tractor and purchase order has been placed with GEM for new Tractor.

Subject No.	Decision	Action Taken
1	2	3
10	While deliberating on the proposal for purchase of Farm Tractor and accessories for DSP Farm, Dhali, the Board felt that a vehicle is very much essential at this stage at Dhali and hence it was decided to transfer one office vehicle from CDB Headquarters to DSP Farm, Dhali (with the driver) on work arrangement basis for one year.	Purchase order has been placed with GEM for new Tractor. Action is under process for transfer of one office vehicle along with driver to DSP Farm, Dhali.
13	Board approved the proposal and authorized the Secretary, CDB to address CBI, Bengaluru requesting CBI intervention in the matter.	A formal complaint has been lodged to CBI, Bengaluru and prosecution sanction given against Shri Hemachandra, Director (under suspension) and Smt. Simi Thomas, Technical Officer (under suspension), vide letter dated 29.03.2019. The CBI investigation is underway.

Subject No.	Decision	Action Taken		
1	2	3		
14	Board approved the proposal for infrastructural works to be carried out at DSP Farms of the Board.	A total amount of ₹152.27 lakh has been released to CPWD to undertake the following works in four DSP Farms viz. Dhali, Hichachara, Mandya and Pitapally and being followed up for actions.		
			DSP Farm	Name of work Amount released (Rs. in lakh)
		1	Mandya	Construction of concrete irrigation channel 30.67
		2	Dhali	Conversion and installation of LED lights 11.67
		3	Pitapally	Construction of Motor cycle stand cum office vehicle garage at DSP Farm 10.43
				Construction of Main entrance Compound wall gate at DSP Farm 3.00
				Construction of open portion of boundary wall 4.20
		4	Hichachara	Construction of Internal Road 3.50m wide, 840m in length 70.37
				Construction of Retaining wall near main entrance of the Farm 14.06
				Construction of approach Road at main entrance 7.88
				Total 152.28

Subject No.	Decision	Action Taken
1	2	3
15	Board approved the proposal for finalization of Award Categories of National Awards 2016-18 subject to the condition that wide publicity shall be given as regards these awards by the Board on its own by advertisements, uploading in Board's website and through State Governments.	The guidelines of the scheme of National Award 2016-18 are approved and the same will be circulated soon for inviting applications/nominations.

Subject No.	Decision	Action Taken															
1	2	3															
Other Matters	<p>Shri K.K. Ragesh, MP brought to the attention of the Board the widespread damage to coconut trees caused in the states of Kerala, Karnataka, Tamilnadu and Andhra Pradesh due to natural calamities. He felt that though some allotment has been given by the CDB to these states towards calamity relief, amount allocated is totally insufficient. After detailed discussion the Board agreed to the suggestion of the Hon'ble MP and authorized the Chairman to identify whether any fund can be set apart for calamity relief through reappropriation. The Chairman was also authorized to allocate maximum possible amount out of the fund so reappropriated to the aforesaid State Governments towards calamity relief.</p>	<p>A total amount of ₹12346.13 lakh released during 2018-19 in connection with the losses affected in coconut sector due to natural calamities.</p> <p>Assistance extended for calamity relief as additional assistance under the scheme "Replanting and Rejuvenation" to various States are as follows:</p> <table border="1"> <thead> <tr> <th>State</th><th>Area (in Ha.)</th><th>Amount (₹ in lakh)</th></tr> </thead> <tbody> <tr> <td>Kerala</td><td>1117.00</td><td>499.86</td></tr> <tr> <td>Karnataka</td><td>447.00</td><td>200.03</td></tr> <tr> <td>Andhra Pradesh</td><td>3063.855</td><td>1371.08</td></tr> <tr> <td>Total</td><td>4627.855</td><td>2070.97</td></tr> </tbody> </table> <p>Special Package of ₹9200.16 lakh to mitigate the losses incurred by Gaja cyclone in the State of Tamilnadu during 2018-19 has been transferred directly to Government of Tamilnadu.</p> <p>Under LODP scheme, additional assistance has been provided to the State Governments of Andhra Pradesh (₹2.00 crores for 1142.84 ha) and Karnataka (Rs.8.75 crores for 5000 ha).</p>	State	Area (in Ha.)	Amount (₹ in lakh)	Kerala	1117.00	499.86	Karnataka	447.00	200.03	Andhra Pradesh	3063.855	1371.08	Total	4627.855	2070.97
State	Area (in Ha.)	Amount (₹ in lakh)															
Kerala	1117.00	499.86															
Karnataka	447.00	200.03															
Andhra Pradesh	3063.855	1371.08															
Total	4627.855	2070.97															

Subject No.	Decision	Action Taken
1	2	3
<i>Other Matters</i>	<p>As the present Standing Counsel of CDB Adv. P. Vijayakumar has been appointed as Assistant Solicitor General of India, the Board authorized the Chairman to appoint a new Standing Counsel of the Board from the panel of Central Government Advocates (in place of Adv. P. Vijayakumar).</p> <p>Board approved the action programme put forth by the Chairman for the perspective development of the coconut sector in India and authorized the Chairman to submit it to the Ministry with a request to add the same in the Annual Action Plan of the Board from the next financial year.</p> <p>Shri Gagandeep Singh Bedi IAS, Agricultural Production Commissioner & Secretary, Government of Tamilnadu suggested that the Board should come up with a standard protocol with regard to preservatives and preservation of Neera in consultation with CPCRI and other stake holders. He also stated that the State Government is ready to submit a proposal in this regard. Chairman assured him that necessary action will be initiated by the Board soon on receipt of a proposal from the State Government.</p>	<p>Even though Adv. P. Vijayakumar has been appointed as ASG, he has conveyed that he is agreeable for the continuance of his service.</p> <p>Action is being taken for inclusion of the programmes feasible during the year 2019-20 and a few programmes for consideration for implementation beyond 2019-20, with approval at competent levels.</p> <p>CPCRI, Kasaragod has submitted two project proposals on Neera for funding under TMOc scheme of the Board.</p> <ol style="list-style-type: none"> 1. High Pressure Processing to improve the shelf life of neera (Kalparasa), tender nut water and coconut milk. 2. Design, Fabrication and Field Demonstration of a Neera (Kalparasa) Collection Device. <p>The ISC held on 7.02.2019 has scrutinized the project and recommended for placing before the next PAC.</p> <p>The 53rd PAC meeting held on 29.04.2019 has approved the project "Design, Fabrication and Field Demonstration of a Neera (Kalparasa) Collection Device" and first instalment of ₹5.60 lakh was released to the institute.</p>

Subject No.	Decision	Action Taken
1	2	3
<i>Other Matters</i>	Shri M.R. Shankara Narayan Reddy, Member informed the Board about White fly (<i>Rugose Spiralling</i>) menace being faced by the farmers in the districts of Mandya and Mysore in Karnataka. Chairman assured the member that CDB will take immediate necessary action in the matter.	<p>Director, RO, Bengaluru also received a letter from the Karnataka State Coconut Farmers Producers Companies Consortium stating that more than 2 lakh coconut palms are affected by Rugose Spiralling White Fly in Mysore and Mandya area along with paper cuttings of infestation of white fly menace in several villages. Accordingly, an Expert Committee was constituted to assess the area affected by Rugose Spiralling White Fly in coconut belts of Mysore and Mandya districts in Karnataka.</p> <p>The Committee visited the fields in Mysore and Mandya districts in March 2019 and submitted the recommendations which is under deliberation.</p>

**Report on pending actions on the decisions of the
131st, 132nd, 133rd and 134th Meetings of the Board**

129th Meeting of the Board held on 17th March 2017 at Bengaluru

Subject No.	Decision	Action Taken
1	2	3
6	Board approved the proposal for taking up the repair and renovation works in CDB Institute of Technology (CIT), Vazhakulam, Aluva, Kerala through CPWD at a total cost of ₹4,78,900/-.	CIT, Vazhakulam, Aluva has informed that the repair and renovation civil works of newly proposed pilot plant has been completed by CPWD via letter dated 3.06.2019.

131st Meeting of the Board held on 6th October 2017 at New Delhi

Subject No.	Decision	Action Taken
1	2	3
2	Regarding allotment of land by the Government of Gujarat for establishment of Board's DSP Farm in Gujarat, Board directed the Secretariat to pursue the State Government regularly at appropriate levels.	<p>The Hon'ble Union Minister of State for Agriculture had written a letter to the Hon'ble Chief Minister of Gujarat for personal intervention of the letter regarding allotment of 40 ha land for establishment of the DSP Farm of the Board in Gujarat.</p> <p>The matter is being pursued with the Govt. of Gujarat.</p>

132nd Meeting of the Board held on 27th January 2018 at Patna

Subject No.	Decision	Action Taken
1	2	3
11	Board approved the proposal for framing/amendment of Recruitment Regulations for 60 posts for implementing the recommendations of the Staff Inspection Unit in the Board.	The Recruitment Regulations have been submitted to the Ministry of Law and Justice for legal vetting by the administrative Ministry of the Board. Some of their queries have already been clarified. Board's Secretariat is in constant touch with the Law Ministry for early notification of the Recruitment Regulations.

133rd Meeting of the Board held on 29th June 2018 at Bengaluru

Subject No.	Decision	Action Taken
1	2	3
9	While discussing on concurrent estimation of productivity of coconut, Chairman informed the Board that the study will be undertaken by Mahalanobis National Crop Forecast Centre (MNCFC), New Delhi through remote sensing.	<p>Dr. Pradeep Kumar, Assistant Director, MNCFC, New Delhi visited CDB and imparted training on doing Ground Truth imaging in coconut gardens. Out of the seven districts selected in Kerala state, two districts viz. Alappuzha and Thrissur were covered on 15th and 16th of May 2019.</p> <p>The remaining seven districts need to be covered by CDB before the first week of June 2019 so as to enable MNCFC to do the satellite mapping. Programme has been finalized for completion of Ground Truth in the remaining seven districts which is expected to be completed by 8th June 2019.</p>

134th Meeting of the Board held on 25th October 2018 at Bhubaneswar

Subject No.	Decision	Action Taken
1	2	3
2	<p>During the deliberations Smt. Daksha Rami, Member enquired about the R&D Committee Report vis-à-vis the 11 DSP Farms of the Board. The Chairman informed the member that the meeting of R&D Committee will be convened soon and its recommendations will be placed in the next Board Meeting.</p> <p>While discussing the issue of getting land at Vijayawada for the office of the CDB, Shri B. Pradhan IAS suggested that the Board may take up the matter with Secretary (Agriculture), Govt. of India requesting him to write a letter to the Chief Secretary, Govt. of Andhra Pradesh in this regard. CCDO was authorized to follow up the matter accordingly.</p> <p>The Chairman requested the members to submit their ideas within fifteen days for revitalizing the schemes presently being implemented by CDB. CCDO was authorized to consolidate these ideas without any further delay and to submit a concise report to the Ministry accordingly.</p>	<p>As desired by the Chairman the reports of the expert committee have been forwarded to the DSP Farms to obtain their comments/ suggestions. After incorporating their suggestions the same will be placed before the R&D Committee.</p> <p>Pursuant to the letter addressed by the Board, Government of Andhra Pradesh has allotted office space for CDB in HOD building which is under construction at Amaravathy, Andhra Pradesh.</p> <p>In response to the decision of the 132nd Board Meeting to come up with ideas that can improve the productivity of coconut, all Board Members were requested to give suggestions. Suggestions received from the Board Members have been compiled and the consolidated report was forwarded to Ministry.</p>

Subject No.	Decision	Action Taken
1	2	3
3	During discussion the Board members pointed out the difficulties in implementing Board's various schemes under SCP. The Board entrusted the CCDO and Dr. P. Chowdappa, Director CPCRI to formulate innovative projects exclusively for SC community considering all components from production to post harvest. The Board observed that diversion of funds from SCP cannot be allowed under any circumstances and directed the officials concerned to ensure 100% utilization of the funds earmarked therein (strictly following guidelines in this regard).	<p>The issue was followed up with Director, CPCRI and a project proposal was submitted on "Innovative project exclusively for SC community" with integrated cluster approach covering FPO formation, scientific production technologies including soil & water conservation, small scale post harvest processing of coconut with duration of three years with a project cost of ₹106 lakh for a cluster of 25 ha existing coconut garden.</p> <p>The same is being deliberated and will be put up before the R&D Committee for further actions.</p>
7	Board approved the proposal for replacement of vehicle subject to the modification that since the old vehicle is a Bolero it may be replaced with a new Bolero and that the expenditure in this regard should not be more than Rs.12.00 lakh.	Order has already been placed through GEM for supply of Bolero vehicle. Old vehicle has been disposed of through MSTC Ltd.

Subject No.	Decision	Action Taken
1	2	3
8	Board approved the proposal for market promotion of coconut products by exploring potential for establishment of coconut kiosks in railway stations and airports on a pilot basis.	Letter has been sent to the Senior Divisional Commercial Manager, Southern Railway and to the Secretary, Civil Aviation requesting to allocate suitable space in railway platforms and airports respectively for the initiation of coconut kiosks and follow up is being done. The Senior Divisional Commercial Manager of Thiruvananthapuram Railway Division was contacted directly regarding the potential for allocation of 60 sq. ft. area for coconut kiosks under the division and the feedback is awaited.
9	During the deliberations on the proposal for assistance for quality certification of Coconut Processing Units, Shri Dinesh Kumar IAS, Joint Secretary, Govt. of India opined that criteria stating "Application shall be submitted for each of the above systems separately since assistance is applicable individually for each system" may be dropped and that it may be stipulated that "one applicant will receive assistance for only one system".	The scheme for "Assistance for quality certification of coconut processing units" has been modified by incorporating the suggestion put forth by the Joint Secretary.
10	Board approved the proposal to include ball copra in supply chain studies on coconut and specific coconut products.	Ball copra has been included in the study and expression of interest forwarded to all IIMs. The discussion with IIM Bengaluru and IIM Shillong are in the final stage and the study will commence as soon as the institutions are finalized.

Subject No.	Decision	Action Taken
1	2	3
16	The Board decided that Secretary, CDB shall submit a detailed report to the Ministry narrating the entire facts regarding construction of Farmers Training Centre cum Administrative building at DSP Farm, Dhali, Tamilnadu and ratification for transfer of fund to CPWD and requesting for a decision in the matter.	<p>The issue was taken up with the Ministry vide letters dated 14.11.2018, 8.02.2019 and 8.03.2019 and further discussed in the Review meeting held by the Joint Secretary (MIDH), Ministry of Agriculture & Farmers Welfare, Govt. of India on 18.03.2019 at Kochi and on 10.04.2019 at Delhi, wherein it was directed that -</p> <ol style="list-style-type: none"> 1. The CDB can go ahead with the infrastructure development works including construction of Farmers' Training Centre cum Administrative Building at a total estimate of ₹3.54 crore through CPWD. 2. The Chairman, CDB is authorized to take further actions in this regard. 3. The proposed building has to be developed with green protocol guidelines including bamboo and coconut wood particle boards. <p>Actions are being taken up accordingly.</p>

Secretary

Confidential
For Members only

Coconut Development Board
136th Meeting, 23rd March 2019

Subject No.3: Progress Reports on the Coconut Development Board's Programmes for 2018-19 and 2019-20

The Government of India sanctioned ₹193.00 crores during the year 2018-19 under MIDH for Coconut Development Board Programmes. The Board has received a Grant-in-aid of ₹264.40 crores during the year 2018-19. The expenditure as on 31.03.2019 is ₹277.77 crores.

The progress of the Schemes implemented during the year 2018-19 is given in **Annexure I**.

During the current year 2019-20, Government of India sanctioned ₹212.00 crores. Board submitted a proposal for ₹53.00 crores for the first quarter and the same is yet to be released by the Government of India. The expenditure as on 31.05.2019 is ₹7.03 crores which is met from the receipts of the Board.

The Scheme wise and State wise allocation for the year 2019-20 is given in **Annexure II**.

The Board may review the progress.

Secretary

Annexure I

COCONUT DEVELOPMENT BOARD PROGRAMMES
Target and Achievements as on 31.03.2019 (2018-19)

(₹ in lakhs)

Sl. No.	Name of the Scheme	Financial		Physical	
		Target	Achievement	Target	Achievement
A1	Production and Distribution of Quality Planting Material				
a)	Establishment of DSP Farms for Coconut	300.00	212.93	Maintenance of 10 Farms Establishment of two new Farms	<p>Routine farm operations were being continued in all the 10 Farms. Harvested a total of 920362 coconuts during the year. A total of Rs.285 lakh has been realized as receipts by way of sale of coconut seedlings, coconuts and other farm produces.</p> <p>The Governments of West Bengal and Gujarat were being pursued for allocation of land for establishing one DSP Farm in the State. The Board has taken over 50 acres of land within District Seed Farm, Fulia, Nadia District, West Bengal from the State Government for establishment of DSP Farms for coconut by the Board, for a period of 33 years and the initial land developmental activities are being undertaken.</p>
b)	Establishment of Regional Coconut Nurseries including DSP Farm Nurseries	240.00	289.31	25 lakh seedlings (10 lakh - State Govt. & 5 lakh - DSP Farms)	<p>Fund release has been made to various State Governments viz. Tamilnadu, Andhra Pradesh, Telangana, Gujarat, Maharashtra, Lakshadweep, Nagaland and Meghalaya and all 11 DSP Farms of the Board for production of 87.30 lakh seedlings, of which 2.88 lakh seedlings have been produced in the DSP Farms of the Board.</p>
c)	Establishment of Nucleus Coconut Seed Garden	28.50	16.50	6 new gardens & 7 maintenance	<p>An amount of Rs.16.50 lakh has been released for establishment of one Nucleus seed garden in Karnataka, two in Tamilnadu and maintenance year subsidy for seed gardens in Tamilnadu and Karnataka.</p>

d)	Establishment of Small Coconut Nurseries	14.06	8.05	26 new nurseries & 26 maintenance	Assisted for establishment of 7 units. 5 units in Kerala, one each in West Bengal and Assam.
A2	Expansion of Area under Coconut	456.04	163.17	1280 ha new & 4191.32 ha maintenance	An amount of Rs.77.132 lakh as 1 st instalment (2189.76 ha) and Rs.86.028 lakh as maintenance subsidy, was released for implementation of the scheme in 20 States/UTs.
A3	Integrated Farming for Productivity Improvement				
a)	Laying out of Demonstration Plots (LODP)	6699.70	6222.87	10096.50 ha new & 29491.47 ha maintenance	<p>An amount of Rs.2045.59 lakh has been released to various State Governments for covering 10188.58 ha new area and 2918.80 ha maintenance area.</p> <p>An amount of Rs.4177.28 lakh has been utilized by the Board for direct implementation for covering 2984.96 ha new area and 25219.22 ha maintenance area.</p> <p>This includes additional assistance provided to the State Governments of Andhra Pradesh (Rs.200 lakh for 1142.84 ha) and Karnataka (Rs.875 lakh for 5000 ha) in connection with the natural calamities.</p>
b)	Organic Manure Units	104.80	65.44	262 units	An amount of Rs.34 lakh has been released to various State Governments for establishing 85 units and an amount of Rs.31.44 lakh was released for establishing 88 units under direct implementation.

A4	Technology Demonstration and Quality Testing Lab	60.67	51.58	Need basis	<p>During the period, 69 training for skill development on various aspects of coconut processing was imparted to 896 farmers/entrepreneurs at CDB Institute of Technology, Vazhakulam, Kerala and RO, Guwahati, Assam.</p> <p>In the Quality Testing Lab at Vazhakulam 509 samples were analyzed for 2514 parameters in the Chemical Section and 162 samples were analyzed for 565 parameters in the Microbiology Section.</p> <p>An amount of Rs.51.58 lakh was incurred for operational expenses of CIT, Vazhakulam and Regional Office, Guwahati.</p>
-----------	--	-------	-------	------------	---

A5	Marketing, Market Intelligence Service, Statistics & Strengthening of Export Promotion Council (EPC).	100.00	44.23	Need basis	<p>Six new schemes were introduced during the financial year; it is gaining momentum among the entrepreneurs, exporters and Farmer Producer Organizations.</p> <p><u>Market Intelligence Service</u></p> <p>The implementation of the project on Market Intelligence is being continued and the daily market prices are collected, compiled and analyzed. Secondary data are being collected from 15 major markets in the major coconut growing states, viz. Andhra Pradesh - 1, Kerala - 5, Karnataka - 5 and Tamilnadu - 4.</p> <p><u>Farmer Producer Organization (FPO)</u></p> <p>Farmer Producer Organizations are farmer collectives, envisaged by Coconut Development Board with a view to revive coconut cultivation in the country and fetch appropriate benefits to coconut farmers. The formation of Farmer Producer Organizations is progressing in major coconut growing States. At present 67 Coconut Producer Companies (CPC) have been registered, out of which 29 are in Kerala, 17 in Tamilnadu, 13 in Karnataka and 8 in Andhra Pradesh.</p> <p>State wise status of formation of Coconut Producer Societies (CPSs), Coconut Producer Federations (CPF) and Coconut Producer Companies (CPCs) as on 31.03.2019 is given below:</p> <table><tr><th>Sl. No.</th><th>State</th><th>CPS</th><th>CPF</th><th>CPC</th></tr><tr><td>1.</td><td>Kerala</td><td>7226</td><td>467</td><td>29</td></tr><tr><td>2.</td><td>Tamilnadu</td><td>665</td><td>69</td><td>17</td></tr><tr><td>3.</td><td>Karnataka</td><td>400</td><td>125</td><td>13</td></tr><tr><td>4.</td><td>Andhra Pradesh</td><td>1148</td><td>82</td><td>8</td></tr><tr><td>5.</td><td>West Bengal</td><td>216</td><td>-</td><td>-</td></tr><tr><td>6.</td><td>Assam</td><td>27</td><td>-</td><td>-</td></tr><tr><td>7.</td><td>Odisha</td><td>39</td><td>-</td><td>-</td></tr><tr><td>8.</td><td>Gujarat</td><td>14</td><td>-</td><td>-</td></tr><tr><td>9.</td><td>Maharashtra</td><td>1</td><td>-</td><td>-</td></tr><tr><td></td><td>Total</td><td>9736</td><td>743</td><td>67</td></tr></table>	Sl. No.	State	CPS	CPF	CPC	1.	Kerala	7226	467	29	2.	Tamilnadu	665	69	17	3.	Karnataka	400	125	13	4.	Andhra Pradesh	1148	82	8	5.	West Bengal	216	-	-	6.	Assam	27	-	-	7.	Odisha	39	-	-	8.	Gujarat	14	-	-	9.	Maharashtra	1	-	-		Total	9736	743	67
Sl. No.	State	CPS	CPF	CPC																																																								
1.	Kerala	7226	467	29																																																								
2.	Tamilnadu	665	69	17																																																								
3.	Karnataka	400	125	13																																																								
4.	Andhra Pradesh	1148	82	8																																																								
5.	West Bengal	216	-	-																																																								
6.	Assam	27	-	-																																																								
7.	Odisha	39	-	-																																																								
8.	Gujarat	14	-	-																																																								
9.	Maharashtra	1	-	-																																																								
	Total	9736	743	67																																																								

					<u>Coconut Points/Kiosk established</u> Coconut point is an outlet/kiosk of CPCs established for marketing all kinds of quality products made from coconut. The objective is to establish a retail network of outlets for coconut and coconut based value added products across all the states so as to make the products available throughout the country. During the year 2018-19, twenty three applications for setting up of coconut points have been received. Inspections of the same have been completed. Admissible financial assistance has been released to three nos. of coconut points. Eligible Financial assistance to the remaining coconut points will be released immediately. <u>Initiatives</u> Participated in four exhibitions as part of market promotion viz. 15 th Agro + Food & Bev. Processing Expo in Goa, Annapoorna Exhibition in Mumbai, IITF in Delhi, East Himalayan Expo in Shillong and also conducted exhibition at Raipur during the World Coconut Day celebrations. Board has also conducted a Buyer Seller Meet in Patna. An Exporters Seminar was organized at Coimbatore in which resource speakers from DGFT, FIEO, ECGC and GST and Customs participated. CDB also facilitated participation of exporters in international exhibitions viz. SIAL in Paris, BIOFACH in Germany and Gulfood in Dubai. <u>Statistics</u> NIL							
		<u>Export Promotion Council</u> During the year 2018-19 (as on 31.03.2019), 469 new coconut products exporters have registered with the Board making the total number of 3743 .										
Sl. No.	State	2009-10	2010-11	2011-12	2012-13	2013-14	2014-15	2015-16	2016-17	2017-18	2018-19	Total
1.	Tamilnadu	71	98	122	116	190	198	295	326	275	248	1939
2.	Maharashtra	39	73	40	28	49	60	77	98	88	64	616
3.	Kerala	49	30	49	34	43	56	58	78	88	68	553
4.	Karnataka	12	12	15	10	17	19	20	32	39	21	197
5.	Gujarat	7	5	6	6	7	13	16	21	30	25	136
6.	Andhra Pradesh	3	2	2	4	11	6	6	8	11	7	60
7.	Other States	4	12	18	14	11	22	34	50	41	36	242
	Total	185	232	252	212	328	374	506	613	572	469	3743

A6	Publicity, Extension Activities & Information Technology	735.00	728.13	Need basis													
	Production of Publications				<div>Coconut Journal in various Languages</div> <table><tr><td>MONTHLY</td><td>ENGLISH & MALAYALAM</td><td>2</td></tr><tr><td>QUARTERLY</td><td>HINDI, TAMIL, KANNADA</td><td>3</td></tr><tr><td>BIANNUAL</td><td>TELUGU</td><td>1</td></tr><tr><td></td><td>Total</td><td>6</td></tr></table> <ul style="list-style-type: none">• Booklet on Coconut Cultivation Technology in Malayalam and Hindi.• Leaflet on schemes of CDB in various languages viz. English, Hindi, Kannada, Tamil, Malayalam, Oriya, Bengali and Telugu.• Printing of Wall Calendar	MONTHLY	ENGLISH & MALAYALAM	2	QUARTERLY	HINDI, TAMIL, KANNADA	3	BIANNUAL	TELUGU	1		Total	6
MONTHLY	ENGLISH & MALAYALAM	2															
QUARTERLY	HINDI, TAMIL, KANNADA	3															
BIANNUAL	TELUGU	1															
	Total	6															
	Media Support				<p>Coconut Development Board has been undertaking multi media product promotional campaign to promote coconut and coconut products. Current year's media campaign is mainly based on promotion of virgin coconut oil. Besides Board is promoting other coconut products viz. tender coconut water, desiccated coconut, coconut milk, milk powder, chips, neera etc. Carried out intensive campaign on coconut based value added products through print and electronic media covering national/regional newspapers/magazines/weeklies and Radio/TV channels.</p> <ul style="list-style-type: none">• Release of promotional advertisement/ advertorials in vernacular magazines, mainline magazines and dailies.• Sponsorship programme of All India Radio, Thiruvananthapuram viz. (1) Daily Farm News, (2) Radio Gramarangam, (3) Vayalum Veedum and (4) Pularvettam based on the programmes and activities of the Board including product promotional activities.												

				<ul style="list-style-type: none"> • Display of Board's promotional advertisement at ten bus queue shelters at vantage points in New Delhi as part of Media Plan 2017-18. • During the current year, released promotional advertisement through 5 bus queue shelters, New Delhi at DAVP rate through M/s. Publicity Engineers. • As part of product promotional activity of 2017-18 displayed promotional advertisement through 63 digital display boards in Delhi International Airport T3 Domestic arrival, New Delhi at DAVP rate. • Broadcasting of Board's programmes through AIR, FM North Indian stations viz. AIR FM Gold, VB Mumbai, Guwahati, Mangalore, Panaji, Lucknow and Kolkata stations for eighteen days. • Broadcasting of Board's programmes and major value added products through Radio Mirchi in major stations such as Delhi, Kolkata, Chennai, Ahmedabad, Patna, Rajkot, Nashik, Guwahati and Coimbatore in various languages viz. English, Hindi, Tamil and Telugu for 15 days at DAVP rate. • Release of promotional advertisement/advertorials in vernacular magazines, mainline magazines and dailies such as The Week (English), Femina (English, Hindi & Bengla), Grahalakshmi (Hindi & Malayalam), Airport Authority of India (English), Subhyathra (English), India Today (English), Manorama Weekly (Malayalam), Lok Panchayath (Hindi), Grihasobha (Hindi & Gujarathi), Saritha (Hindi), Woman's era (English), Agriculture & Industrial Survey (English, Tamil & Kannada), Kumudam Weekly, Snehidi and Manvasanai (Tamil), Pasumai Vikatan (Tamil), Taranga Kannada (Kannada), Krishi Jagaran (Hindi), Vanitha (Malayalam & Hindi), The Hindu Frontline (English), Meri Saheli (Hindi), Janmabhumi, Kesari (Malayalam), Krishijagaran (Malayalam, English & Hindi), Mathrubhumi weekly, Navabharath daily, Dainik Bhaskar and Dainik Jagaran daily (Hindi), Karshakasree (Malayalam) and Fasal Kranthi (Hindi) etc.
--	--	--	--	--

					<ul style="list-style-type: none"> • Display of Board's promotional advertisement through mobile application platform of Daily Hunt in 6 languages viz. Malayalam, Tamil, Kannada, Telugu, English and Hindi for 45 days. • Sponsored "The Hindu Classroom Project" of The Hindu daily by providing 10 copies of the Hindu school edition to 30 schools in Ernakulam district. • Display of Board's audio visual advertisement through LED screens of Railway South, West and North Zones viz. Chennai Central, Madurai, Tirupathy, Bengaluru, Mumbai CST and Central, Pune, Ahmedabad, Ajmer, Delhi and Lucknow stations for thirteen days. • Display of Board's advertisement and articles through Digital Marketing Campaign via, face book, WhatsApp and Google platform for forty days. • Sponsored agricultural quiz competition in Chennai organized by The Hindu in school among 450 participants (225 teams @ 2 per team) for 8th to 12th standard students. Dr. Raju Narayana Swamy IAS, Chairman, CDB inaugurated the programme and gave away the trophies, cash awards and certificates to the winners. • Display of Board's banner advertisement and articles in Times of India.com website, Malayala Manorama Online.com and Karshikarangam.com website. • Telecast of Board's product promotional advertisements through Mathrubhumi News Channel, Janam TV and Media One Channel. • Telecast of Board's product promotional advertisements in DD Guwahati for one month which was relayed in all DD Kendra of Assam, Meghalaya, Nagaland, Sikkim, Arunachal Pradesh, Manipur and Tripura.
--	--	--	--	--	---

					<ul style="list-style-type: none"> • Erected hoarding in connection with Puri Rath Yathra at Vantage points at VP Road and Subash Park, Puri, Odisha for two months. • Sponsored the Cookery Contest "Ente Desham Ente Swad Contest" in different locations in Mumbai with coconut based recipes. In connection with Cookery show, released the news coverage in Mathrubhumi daily all India editions at DAVP rate. • Release of Board's advertisement/notification on celebration of World Coconut Day 2018 in the Times of India and Dainik Bhaskar (Raipur, Bilaspur and Raigarh editions) on 2nd September 2018.
	Press Release and Minor Advertisements				<ul style="list-style-type: none"> • Released 198 advertisement/advertorial under minor advertisement category through out country in Print Media in various languages which highlighted various coconut based value added products. • 26 press releases were issued to print/electronic media as part of dissemination of information. Releases on Schemes/programmes of CDB are being issued to local/national dailies regularly.

	Seminars and Workshops			<ul style="list-style-type: none"> • Sponsored workshop on "Value added products from palmyrah and coconut" at Acharya Nagarjuna University, Guntur, Andhra Pradesh on 3rd and 4th May 2018. • Sponsored one-day awareness workshop on "Management of Rugose spiraling whitefly attack on coconut" organized by CPCRI at Rajamundry, Andhra Pradesh on 7th May 2018. • Organized World Coconut Day on the theme "Coconut for Good Health, Wealth and Wellness" across the country on 2nd November 2018. The National level programme was organized at Indira Gandhi Krishi Vishwavidyalaya, Raipur, Chhattisgarh. Shri Brijmohan Agrawal, Hon'ble Agriculture Minister, Chhattisgarh inaugurated the programme. Shri Ramesh Bais, Hon'ble MP, Raipur, Dr. D.K. Marothia, Member, State Planning Commission and Shri Sunil Kumar Kujur IAS, Additional Chief Secretary and Agriculture Production Commissioner, Government of Chhattisgarh, Dr. Raju Narayana Swamy IAS, Chairman, CDB, Shri Narendra Kumar Pandey IRS, Director, Department of Horticulture and Farm Forestry attended the function. Since Shri Radha Mohan Singh, Hon'ble Union Agriculture Minister could not attend the meeting, Shri Brijmohan Agarwal, Hon'ble Agriculture Minister read the message of Union Minister on the occasion. An exhibition was also organized wherein 14 entrepreneurs across the country participated. Around 500 farmers and entrepreneurs from coconut producing states across the country attended the programme. Released 5 leaflets in Hindi on the occasion. • Sponsored National Handicrafts and Heritage Festival organized by Aranmula Heritage Trust at Ernakulam, Kerala from 2-11th November 2018. • Sponsored Kisanmela organized by ICAR-CPCRI, Kasaragod at Research Station, Kidu, Karnataka from 10-11th November 2018. • Sponsored the programme of Kera Karshaka Sangham, Alappuzha, Kerala held at Cherthala, Alappuzha on 22nd December 2018.
--	------------------------	--	--	--

				<p><u>Awareness Training Programmes 2018-19</u></p> <p>NORTH EASTERN STATES</p> <ul style="list-style-type: none"> Organized workshop on project preparation and implementation of CDB schemes in North Eastern States at Dispur, Guwahati on 24.05.2018. <p>ASSAM</p> <ul style="list-style-type: none"> Organized first Review Meeting of CPS on 18.05.2018 to review the activities and finalize the action plan 2018-19. Organized Workshop cum CPS Review Meeting at CDB Seminar Hall, Guwahati on 8.06.2018. Organized Field Day Programme at Musalpur on 19.06.2018. <p>Organized Block level Programme on scientific coconut cultivation at three blocks of Guwahati (Aspirational District Programme)</p> <ul style="list-style-type: none"> Dhubri district on 13.07.2018 Barpeta district on 28.07.2018 Darrang district on 29.07.2018 <p>Organized Block Level Farmers Awareness Programme</p> <ul style="list-style-type: none"> Kaki, Hajai District on 20.11.2018 Satdala, Hojai District on 23.11.2018 Tamulpur Block, Baska District on 26.11.2018 Tilottama CPS, Bhurbandh Block, Morigaon District on 29.11.2018 Paschim Block Development Office, Nagoan District on 10.12.2018 Barpeta District on 14.12.2018 Nalbaro District on 27.12.2018 Narayanpur Block, Lakhimpur District on 23.01.2019 Hiragaon Pakhimoriya Development Block, Nagaon on 8.03.2019. <p>Organized District level programme (Aspirational District Programme)</p> <ul style="list-style-type: none"> Goalpara district on 11.07.2018 (2500 seedlings were distributed to the selected 500 farmers from 25 villages). Organized World Coconut Day on 2.09.2018 at Momai Tamuli Barbaruah Farmers' Training Centre, Directorate of Agriculture. District level programme on scientific coconut cultivation technologies/value addition in coconut at Chirang KVK on 22.12.2018.
--	--	--	--	--

				<ul style="list-style-type: none"> Coconut Development Board, under the aegis of Ministry of Agriculture and Farmers Welfare, Govt. of India has organized a State Level Workshop on "Aspects and prospects of coconut production and post harvest technology/value addition in coconut" on 2.02.2019 at Panjabari, Guwahati, in association with the Directorate of Horticulture & Food Processing, Govt. of Assam. Organized one-day District Level Workshop on "Scientific cultivation technology of coconut and value addition" by KVK, Sonitpur, Napam on 8.02.2019. <p>TRIPURA</p> <ul style="list-style-type: none"> Organized District level seminar on scientific coconut cultivation and seedling distribution (Aspirational District Programme) at KVK, Dhalai on 15.07.2018. Organized World Coconut Day at Nagichere on 2.09.2018. Organized field day programme at Jamthum on 20.12.2018. Thalbari under Krishi Kalyan Abhiyan Programme on 21.12.2018. <p>ARUNACHAL PRADESH</p> <ul style="list-style-type: none"> Organized World Coconut Day Celebration at Namsai District on 2nd September 2018. <p>WEST BENGAL</p> <p>Organized Block level farmers awareness cum field level training in various locations in West Bengal.</p> <ul style="list-style-type: none"> Pingle, Paschim Medinipur on 5.04.2018 Krishna Nagar, Nadia on 10.04.2018 Shibrampur, Namkhana on 13.04.2018 Frazerganj, Namkhana on 13.04.2018 Rangabelia CFWS, Gosaba on 22.04.2018 Amta-I Block, Howrah on 5.05.2018 Belur Math, Howrah on 10.05.2018 Purba Medinipur on 6.07.2018 Bagnan, II Block Howrah on 13.07.2018 Salt Lake Sector II, Kolkata on 14.07.2018 <p>Organized Panchayath level Farmers Awareness cum Field Trainings</p> <ul style="list-style-type: none"> Majilapur Grama Panchayath on 27.04.2018. Adambagachi, Chakdha, Nadia on 28.04.2018. Hingalgang, North 24 Parganas on 1.05.2018. Organized World Coconut Day cum Workshop on coconut cultivation at Ramakrishna Mission Loksiksha Parisad, Narendrapur, Kolkata in association with Sasya Shyamala KVK on 2.09.2018.
--	--	--	--	---

				<ul style="list-style-type: none"> Organized State level seminar at Biswa Bangla Convention Centre on 4.11.2018. Dr. Raju Narayana Swamy IAS, Chairman, CDB, Kochi, Shri Sampad Ranjan Patra, Director of Agriculture & Ex-officio Secretary, Department of Agriculture, Govt. of West Bengal and Dr. Dipak Kumar Ghosh, Professor & Scientist in charge, AICRP on Palms, BCKV, Kalyani were the distinguished guests in the inaugural function of the state level seminar. More than 1600 farmers from different districts of the State had attended the seminar. <p>ANDAMAN & NICOBAR ISLANDS</p> <ul style="list-style-type: none"> Organized World Coconut day celebration cum EDP programme on coconut value addition in collaboration with ICAR-CPCRI, Kasaragod, National Horticulture Board (Gurgaon), Department of Agriculture (A&N Administration) and NABARD. The Chief Guest Dr. T. Janakiram, Assistant Director General (Hort), ICAR, New Delhi enlisted the various measures taken by ICAR in uplifting the farmers lively hood. <p>Organized Block level Seminar</p> <ul style="list-style-type: none"> Neil Island Gram Panchayat on 25.10.2018 Shyam Nagar, Havelock on 28.11.2018 Sipighat, South Andaman on 14.12.2018 <p>PUDUCHERRY</p> <ul style="list-style-type: none"> Organized one-day workshop cum exhibition at Farmers Training Centre, Thattanchavady on 24.05.2018. <p>KARNATAKA</p> <ul style="list-style-type: none"> Organized LoDP preliminary meeting in Bengaluru during the last week of May 2018. Organized FPO meeting in Bengaluru on 22.05.2018. <p>Organized District level programme (Aspirational District Programme)</p> <ul style="list-style-type: none"> Raichur district on 4.07.2018 (8000 seedlings were distributed to 25 villages). Yadagir on 16.07.2018 (8000 seedlings were distributed to 25 villages). Organized Cluster level meeting in 5 villages of Tumkur and Hassan districts in Karnataka from 25-29th May 2018. <p>Organized field day farmers training programme</p> <ul style="list-style-type: none"> Yadagir district on 18.07.2018 Raichur district on 20.07.2018
--	--	--	--	---

				<p>Organized Block level seminar cum practical training on 15.10.2018 in four blocks</p> <ul style="list-style-type: none"> • Margondanahali, Tiptur taluk, Tumkur district • CN Halli, Gubbi taluk, Tumkur district • Rangapura, Tiptur taluk, Tumkur district • Kumta taluk, Uttar Kannada district • One-day National Conference on virgin coconut oil (VCO) manufacturers was held at CSIR-Central Food Technological Research Institute (CFTRI), Mysore on 26th December 2018 with funding support from the Board. In the inaugural session, Dr. Raju Narayana Swamy IAS, Chairman, CDB spoke on the need for doubling the farmers' income by 2022 as envisaged by the present Government with focusing on technology, value addition and marketing. He emphasized on achieving higher value realization for minimum of 25 coconut products. <p>MAHARASHTRA</p> <ul style="list-style-type: none"> • Organized World Coconut Day at Sawantwadi by CDB State Centre, Maharashtra and DSP Farm Palghar on 2.09.2018. The programme was inaugurated by Shri Deepak Kesarkar, Hon'ble Minister of State for Home, Maharashtra. Shri Promod Kurian, Deputy Director, CDB, State Centre, Thane, Shri Suresh Gawas, President, District Coconut Growers Association, Dr. Dilip Nagavekar, Ex. Head, Regional Coconut Research Station were participated in the programme. <p>Organized Block level awareness programme</p> <ul style="list-style-type: none"> • Tambuli taluk, Sawantawadi district on 11.01.2019 • Vanoshi, Dodamarg taluk, Sindhudurg district on 1.02.2019 • Vengurla, Vengurla taluk, Sindhudurg district on 2.02.2019 <p>TAMILNADU</p> <ul style="list-style-type: none"> • Organized three field day training programmes at Sivagangai district on 30.05.2018 to 1.06.2018. • Organized Block level programme at Viruthunagar 20.07.2018 (Aspirational District Programme). • Organized State level FPO meeting at Dindigul on 25.07.2018. • Organized District level seminar on scientific coconut cultivation at Ramanathapuram on 14.08.2018. • Organized World Coconut Day by Regional Office, Chennai at Pattukottai, Thanjavur District on 2.09.2018. • Organized State level Seminar at Kanyakumary district on 13.11.2018. The Hon'ble Union Minister of State for Finance and Shipping, Govt. of India, inaugurated the programme. Shri S. Mohanraj, Member, CDB, Dr. Anantharama Krishnan, Director, IIFPT were also participated in the programme.
--	--	--	--	---

				<ul style="list-style-type: none"> Organized Block level programmes in Rajapalayam on 14.11.2018. Organized Field day programmes in Ramanathapuram on 20.12.2018 and Viruthunagar on 22.12.2018. (Krishi Kalyan Abhiyan) Organized Field day programmes in Ramanathapuram on 20.12.2018 and Viruthunagar on 22.12.2018. Indian Institute of Food Processing Technology, Ministry of Food Processing Industries, Government of India, Thanjavur, in association with Coconut Development Board (CDB), Ministry of Agriculture & Farmers Welfare has organized a "National Seminar on Coconut Value Addition and Marketing" on 15.02.2019. The seminar aimed at sharing recent scientific research innovations for coconut value addition and prospective marketing strategies for value added products. Nearly 1200 participants including farmers, small scale entrepreneurs, FPOs, industry people, students and researchers got benefited out of this seminar. <p>ANDHRA PRADESH</p> <ul style="list-style-type: none"> Organized World Coconut Day by CDB, Vijayawada at Icchapuram on 2.09.2018. Organized Field Day at East Godawari on 10.10.2018. Organized Field day programme under Krishi Kalyan Abhiyan at Rampatadu, Kadapa on 18.12.2018. Organized a district level workshop in association with Horticultural University on "Scientific coconut cultivation technologies/value addition" at Horticultural Research Station, Ambajipeta on 2.01.2019. Dr. G. Ramanandam, Head and Principal Scientist, HRS Ambajipeta, Dr. YSR Horticultural University, Dr. N.B.V. Chalapati, Principal Scientist (Ento), Dr. Neeraja, Scientist (Patho), HRS, Ambajipeta, FPOs' Chairman, Shri M.K. Singh Assistant Director, CDB, DSP Farm, Vegiwada, and selected farmers (100 nos.) attended the workshop. Organized CPC meeting at Sakthinetipally, East Godawari district on 29.01.2019 <p>KERALA</p> <ul style="list-style-type: none"> Organized District level seminar on scientific coconut cultivation cum seedling distribution under Aspirational District Programme at KVK, Ambalavayal, Wayanad on 25.07.2018. Organized field day farmers training at Neezhur CPC in Kottayam district on 13.08.2018. Organized District level seminar on scientific coconut cultivation technology in coconut in association with KVK Mitraniketan at Thiruvananthapuram on 26.09.2018.
--	--	--	--	---

				<ul style="list-style-type: none"> Organized Field day farmers training programme at Kabanigiri Nalikera Ulpathaka Sangham in Wayanad district on 29.09.2018. Organized Block level seminar at Mananthavady Block on 1.10.2018. Organized District Level Seminar in association with ICAR-KVK Alappuzha on 10.10.2018. Organized District Level Seminar in association with KVK-KAU, Kottayam on 12.10.2018. Organized Block level Seminar in association with Kera Priya CPS in Alappuzha District on 1.11.2018. Organized Block level Seminar in association with KVK-KAU, Thrissur on 7.11.2018. Organized Block level Seminar in association with KVK, Malappuram on 13.12.2018. Organized District level seminar on scientific coconut cultivation technology in coconut in association with KVK, Ernakulam on 16.01.2019. <p>ODISHA</p> <p>Organized District level programmes cum seedling distribution (Aspirational District Programme)</p> <ul style="list-style-type: none"> Rayagada district on 23.07.2018 Gunupur, Rayagada district on 23.07.2018 Paralakhemundi, Gajapathi district on 23.07.2018 Gajapathy district on 31.07.2018 <p>Organized Block level and FPO level one-day awareness programme</p> <ul style="list-style-type: none"> Balikuda, Jagatsinghpur on 9.08.2018 Chandole, Kendrapara on 10.08.2018 Balasore on 14.08.2018 <p>Organized District level Seminar on Coconut Cultivation Technology</p> <ul style="list-style-type: none"> Pipili, Puri district on 12.09.2018 Ganjam district on 17.09.2018 Purnia district on 19.09.2018 Katihar on 20.09.2018 Dhenkanal district on 15.11.2018 <p>Organized Block level and FPO level one-day awareness programme</p> <ul style="list-style-type: none"> Block level programme at Sandhra Panchayath in Puri district on 19.11.2018. Organized Meeting of the Farmer Producer Organization at Satyabadi, Puri district on 16.01.2019.
--	--	--	--	---

				<ul style="list-style-type: none"> Organized FPO Meeting at Sakhigopal, Puri district, Pitapally on 18.01.2019. Exposure visit cum 4-days' training on value added coconut products for 10 trainees of Odisha from 5-8th February 2019 at CIT, Aluva, Kerala. Organized Block level awareness programme at Baliania Block on 27.02.2019. <p>CHHATTISGARH</p> <p>Organized District Level Programme (Aspirational District Programme)</p> <ul style="list-style-type: none"> Kondagaon on 31.07.2018 (20000 seedlings were distributed to 4000 farmers from 34 villages). Bastar district on 31.07.2018 (20000 seedlings were distributed to 4000 farmers from 34 villages). <p>Organized Field day farmers training programme</p> <ul style="list-style-type: none"> Kondagaon on 31.07.2018 Bastar district on 31.07.2018 <p>BIHAR</p> <ul style="list-style-type: none"> Organized Block level programmes - CDB, DSP Farm, Madhepura in association with Rajakeeya Madhyamki Vidhyalaya, Radhopur district on 11.10.2018 and 12.10.2018. Organized Block level programme at VPO Sarsar sivan on 26.10.2018. Organized field day programme in Purnia on 11.12.2018, in Araria on 12.12.2018 and in Katihar on 13.12.2018 under Krishi Kalyan Abhiyan programme (Phase II). Organized Block level farmers awareness programme at Vaisali, Hajipur on 18.12.2018. Organized Block level farmers awareness programme at Vill Posdah, Narpatganj, Araria District on 19.12.2018. Organized Block level farmers awareness programme at Simari, Bakhtiyarpur, Saharsa district on 21.12.2018. Organized district level seminar cum Nariyel Kheti vikas sammelan at Motihari district on 24.12.2018. Organized District level seminar at Chapra district, Ekma block on 16.01.2019. Block level awareness training programme at Gaya district on 28.01.2019. Block level awareness training programme at Bokkara block, Seethamathi district on 14.02.2019.
--	--	--	--	---

				GOA <ul style="list-style-type: none">Organized one-day State Level Seminar on “Aspects & Prospects of Coconut Production & Post Harvest Technology/Value Addition” at Margao on 19.02.2019 in association with Directorate of Agriculture, Government of Goa.																				
	Friends of Coconut Tree			<p>Coconut Development Board had introduced a programme, ‘Friends of Coconut Tree (FoCT)’ during August 2011 with the objective of imparting training to unemployed youth. A total of 62828 individuals were trained throughout the country during the past seven years as detailed below.</p> <p>Year-wise achievements are as follows:</p> <table><tr><th>Year</th><th>No. of Trainees</th></tr><tr><td>2011-12</td><td>5604</td></tr><tr><td>2012-13</td><td>7491</td></tr><tr><td>2013-14</td><td>14675</td></tr><tr><td>2014-15</td><td>15178</td></tr><tr><td>2015-16</td><td>9350</td></tr><tr><td>2016-17</td><td>5349</td></tr><tr><td>2017-18</td><td>3351</td></tr><tr><td>2018-19</td><td>1830</td></tr><tr><td>Total</td><td>62828</td></tr></table>	Year	No. of Trainees	2011-12	5604	2012-13	7491	2013-14	14675	2014-15	15178	2015-16	9350	2016-17	5349	2017-18	3351	2018-19	1830	Total	62828
Year	No. of Trainees																							
2011-12	5604																							
2012-13	7491																							
2013-14	14675																							
2014-15	15178																							
2015-16	9350																							
2016-17	5349																							
2017-18	3351																							
2018-19	1830																							
Total	62828																							

	Exhibitions and Fairs			<p>Board participated in the following Domestic/National/ International exhibitions:</p> <ol style="list-style-type: none"> 1) Dubai Global Convention and International Exhibition at Dubai from 17-19th April 2018. Dr. B.N. Srinivasa Murthy, Horticulture Commissioner, Govt. of India and Chairman, CDB presented the country paper on the occasion. 2) 13th Organic Fair at Ernakulam, Kerala from 10-13th April 2018. 3) State Agriculture Fair at Patna, Bihar from 13-15th April 2018. 4) National Seminar on "Road Map of Vegetables Oil Production" at Hyderabad on 28th & 29th April 2018. 5) Kissan Kalyan Mela at Kondagaon, Chhattisgarh on 2nd May 2018. 6) Krishi Fair in Odisha from 3-7th June 2018. 7) Agri Vikas 2018 at Bhubaneswar, Odisha on 29th & 30th June 2018. 8) Agri Intex 2018 at Coimbatore, Tamilnadu from 13-16th July 2018. 9) Karshika Mela at Kollam, Kerala from 20th & 21st July 2018. 10) Agri Horti Expo at Pragati Maidan, New Delhi on 28th & 29th July 2018. 11) Agro+Food & Beverages Exhibition in Goa from 2-4th August 2018. 12) Seasons Exhibition (Monsoon Edition) at Ernakulam, Kerala on 4th & 5th August 2018. 13) Exhibition in connection with State level Farmer's Day celebration at Edappal, Malappuram, Kerala from 12-16th August 2018. 14) Udyana 2018 at Vijayawada, Andhra Pradesh from 23-26th August 2018. 15) Aahar at Chennai, Tamilnadu from 23-26th August 2018. 16) Indian Agri Tech Space Exhibition at Bengaluru on 5th & 6th September 2018. 17) Venad Fest at Kollam, Kerala from 13-23rd September 2018. 18) Shining Maharashtra organized by Friendz Exhibitions and Promotions at Solapur from 26-28th September 2018. 19) Assocham "Food Value Chain Partnership Exhibition" at New Delhi on 27th & 28th September 2018.
--	-----------------------	--	--	--

				<p>20) Annapoorna World Food India Exhibition at Mumbai from 27-29th September 2018.</p> <p>21) Horti Sangam Fair at Farah in Mathura, Uttar Pradesh from 6-8th October 2018.</p> <p>22) Krishi Kumbh at Lucknow, Uttar Pradesh from 26-28th October 2018.</p> <p>23) Rise in Jammu & Kashmir from 1-3rd November 2018.</p> <p>24) Vibrant India 2018 at Dilli haat pitampura from 2-4th November 2018.</p> <p>25) Antharashtra Pusthakolsavam at Kochi, Kerala from 2-4th November 2018.</p> <p>26) Flower Show organized by Department of Horticulture, Government of Karnataka at Mandya on 10th and 11th November 2018.</p> <p>27) Agri Expo Kidu at Karnataka on 10th and 11th November 2018.</p> <p>28) IITF 2018 at New Delhi from 14-27th November 2018.</p> <p>29) Mainstreaming Ayurveda through start ups, entrepreneurship and branding 2018 at Kochi, Kerala from 21-23rd November 2018.</p> <p>30) Vaikom Fest at Kottayam, Kerala from 22nd November to 2nd December 2018.</p> <p>31) Agro vision 2018 at Nagpur, Maharashtra from 23-26th November 2018.</p> <p>32) Ujjual Himachal Pradesh 2018 at Dharmasala, Himachal Pradesh from 14-16th December 2018.</p> <p>33) Kerala Food Summit & Exposition at Kochi, Kerala on 18th and 19th December 2018.</p> <p>34) Pollachi Chamber Agri Trade Expo 2018 at Pollachi from 21-24th December 2018.</p> <p>35) Karshakamela at Thodupuzha, Idukki, Kerala from 27-30th December 2018.</p> <p>36) Vaiga & Krishi Unnathi Mela at Thrissur, Kerala from 27-30th December 2018.</p> <p>37) 106th Indian Science Congress Pride of India Expo 2019 at Punjab from 3-7th January 2019.</p> <p>38) Sundarban Mela, 24 pharganas, West Bengal from 3-12th Januray 2019.</p> <p>39) Malayora Mahotsavam Agri Expo at Thiruvampady, Thrissur, Kerala from 11-27th January 2019.</p> <p>40) Krishi Odisha 2019 at Baramunda, Bhubaneswar from 15-19th January 2019.</p>
--	--	--	--	---

					<p>41) Exhibition in connection with the Platinum Jubilee celebration of SH College, Thevara, Ernakulam, Kerala from 15-22nd January 2019.</p> <p>42) Food Hospitality at Maharashtra from 17-20th January 2019.</p> <p>43) 'Vibrant' at Gandhi Nagar, Gujarat from 18-22nd January 2019.</p> <p>44) Participation of Udyam Samaagam at Thrissur, Kerala on 24th and 25th January 2019.</p> <p>45) Participation in Vanitha Malabar Food Fest at Ernakulam, Kerala from 25th January to 14th February 2019.</p> <p>46) Industries & Commerce Fair at Agartala, Tripura from 29th January to 15th February 2019</p> <p>47) Participation in Krishi Kumbhmela at Patna, Bihar from 9-11th February 2019</p> <p>48) Seedling of Krishimela at Mothihari, Bihar from 9-11th February 2019.</p> <p>49) Participation in Kumbhmela at Prayagraj, Uttar Pradesh from 11-15th February 2019.</p> <p>50) Participation of Mharo Rajasthan at Jalore, Rajasthan from 13-15th February 2019.</p> <p>51) Participation in the National Agmark Exhibition at Kollam, Kerala from 15-19th February 2019.</p> <p>52) Emerging North East, Shilpagram at Guwahati, Assam from 20-22nd February 2019.</p> <p>53) MSME Summit by KMA at Kochi, Kerala on 21st February 2019.</p> <p>54) Arogya Health Fair at Patna, Bihar from 22-24th February 2019.</p>
--	--	--	--	--	---

	Awards and Contests				<p><u>National Award 2016-18</u></p> <p>An expert committee to revise and finalize the guidelines of National Award 2016-18 with Dr. P. Chowdappa, Director, CPCRI, Kasaragod as Chairman and with Shri Sanjay Kumar, Deputy Commissioner, Ministry of Agriculture and Farmers Welfare and Chief Coconut Development Officer, Coconut Development Board as member has been constituted. A meeting of the committee was held at Bhubanewsar on 25th October 2018 and finalized the various award categories. The Board in its 135th Meeting held on 30.01.2019 approved the new categories viz. the Best DSP Farm of CDB and the Best Woman Climber (1) under FoCT (2) Traditional method.</p>
A7	Infrastructure, Administration and Technical Services	3700.00	3360.77		

B.	Technology Mission on Coconut	500.00	535.63	Need basis	The Technology Mission on Coconut (TMOC), a Central sector scheme is under implementation by the Board since 2001-02. The scheme is implemented on a project mode to address issues such as product diversification, by-product utilization, market promotional activities for coconut and its products and productivity improvement through the management of pest and diseases. The Government of India has allocated ₹500.00 lakh for implementation of the Technology Mission on Coconut during 2018-19. Against this, an amount of ₹535.63 lakh was spent for implementation of the Mission projects during the period under report.																					
					<table><tr><td>Project</td><td>No. of Projects</td><td>Amount (₹ in lakhs)</td></tr><tr><td>New</td><td>26</td><td>380.46</td></tr><tr><td>Ongoing</td><td>17</td><td>91.65</td></tr><tr><td>Completed</td><td>31</td><td>60.14</td></tr><tr><td>Coconut Points</td><td>Nil</td><td>Nil</td></tr><tr><td>Miscellaneous Expenses</td><td>Nil</td><td>3.38</td></tr><tr><td>Total</td><td>74</td><td>535.63</td></tr></table>	Project	No. of Projects	Amount (₹ in lakhs)	New	26	380.46	Ongoing	17	91.65	Completed	31	60.14	Coconut Points	Nil	Nil	Miscellaneous Expenses	Nil	3.38	Total	74	535.63
Project	No. of Projects	Amount (₹ in lakhs)																								
New	26	380.46																								
Ongoing	17	91.65																								
Completed	31	60.14																								
Coconut Points	Nil	Nil																								
Miscellaneous Expenses	Nil	3.38																								
Total	74	535.63																								

(Rs. in lakhs)

Sub Component wise details under TMoC as on 31.03.2019 (2018-19)							
		Financial		Physical			
Sl. No.	Name of the Scheme	Target	Achievement	Target	Achievement		
					Projects	No. of Projects	Amount
I	Management of Insect Pests and Disease Affected Coconut Gardens						
(a)	Development of Technology	Need basis	68.91	Need basis	New	3	68.91
			4.42		Ongoing	1	4.42
			Nil		Completed	Nil	Nil
	Total		73.33			4	73.33
(b)	Demonstration of Technology	Need basis	20.35	Need basis	New	1	20.35
			Nil		Ongoing	Nil	Nil
					Completed		
	Total		20.35			1	20.35
(c)	Adoption of Technology	Need basis	Nil	Need basis	New	Nil	Nil
					Ongoing		
					Completed		
	Total		Nil			Nil	Nil
II	Processing and Product Diversification						
(a)	Development of Technology	Need basis	Nil	Need basis	New	10	156.71
					Ongoing	2	13.33
					Completed	1	1.12
	Total		171.16			13	171.16
(b)	Acquisition, Training & Demonstration of Technology	Need basis	Nil	Need basis	New	2	28.45
					Ongoing	Nil	Nil
					Completed		
	Total		28.45			2	28.45
(c)	Adoption of Technology	Need basis	Nil	Need basis	New	5	50.04
					Ongoing	11	58.53
					Completed	26	50.50
	Total		159.07			42	159.07

(Rs. in lakhs)

Sub Component wise details under TMoC as on 31.03.2019 (2018-19)							
		Financial		Physical			
Sl. No.	Name of the Scheme	Target	Achievement	Target	Achievement		
					Projects	No. of Projects	Amount
III	Market Research and Promotion						
(a)	Market Research	Need basis	2.50	Need basis	New	1	2.50
			1.66		Ongoing	1	1.66
			Nil		Completed	Nil	Nil
	Total		4.16			2	4.16
(b)	Market Promotion	Need basis	Nil	Need basis	New	Nil	Nil
					Ongoing		
					Completed		
	Total		Nil			Nil	Nil
IV	Technical Support, External Evaluation and Emergent Requirements	Need basis	Nil	Need basis	New	4	53.50
					Ongoing	2	13.71
					Completed	4	8.52
	Total		75.73		-	10	75.73
	Miscellaneous	Need basis	3.38	Need basis	Nil		4.51
	Grand Total (I+II+III+IV)	500.00	535.63		-	74	535.63

C	Replanting & Rejuvenation of Coconut Gardens	5951.23	6779.11	Project basis	<p>Fresh area of 12695.76 ha covered in Kerala, Karnataka, Tamilnadu, Andhra Pradesh, Goa, Assam, Tripura, Nagaland and Mizoram.</p> <p>Additional assistance was also extended for calamity relief under this scheme to Kerala, Karnataka and Andhra Pradesh.</p>
D	Coconut Palm Insurance Scheme	105.00	95.54	-	<p>The scheme is being continued for implementation during the year 2018-19 in all major coconut growing states of India. Fund has been released to the states of Tamilnadu, Karnataka, Andhra Pradesh, Maharashtra, Goa, Puducherry and Odisha. Administrative approval received from UT of Lakshadweep on 26.02.2019. Requested, DGM, Agricultural Insurance Company of India (AIC), New Delhi to explore possibilities of implementation of the scheme in Lakshadweep through Regional Office, AIC, Thiruvananthapuram. But could not be implemented as the modalities of implementation could not be finalized before March 2019.</p>
E	Kera Suraksha Insurance Scheme	5.00	3.90	Need basis	<p>During the year 2018-19, 2920 Coconut Tree Climbers were insured. Out of these 797 were traditional coconut tree climbers and 2123 climbers trained under FoCT Programme.</p>

F	Establishment Centre of Excellence in Coconut	300.00	-	-	The proposal was being followed up with the Ministry.
	Special Assistance for Gaja Cyclone	8200.00	9200.16		Released to Government of Tamilnadu.
	GRAND TOTAL	27500.00	27777.34		

STATE-WISE FINANCIAL AND PHYSICAL ALLOCATION & ACHIEVEMENT - 2018-19**(01.04.2018 to 31.03.2019)****(Rs. in lakhs)**

Sl. No.	State/Name of the Scheme	Financial		Physical	Remarks
		Target	Achievement	Target	
1	Kerala				
	Establishment of DSP Farms	27.00	27.00	20 ha	Harvested 63884 coconuts and produced 4814 hybridized seed nuts.
	Establishment of Regional Coconut Nurseries	53.60	42.81	3.35 lakh seedlings	State Level Administrative Approval not received for implementation through State Government. The existing nurseries in DSP Farm are maintained well. The farm has sown 126681 seed coconuts and certified 30738 coconut seedlings.
	Aid to Private Nurseries - Coconut Seed Garden	1.50	0.00		Maintenance year subsidy proposal not received
	Coconut nursery	2.63	1.75	3	Released an amount of Rs.1.25 lakh for 5 new nurseries and Rs.0.50 lakh for maintenance of 2 units
	Expansion of Area under Coconut (ha)	11.51	5.42	100 ha	Covered 119.41 ha under 1st year and 38.86 ha under maintenance.

Sl. No.	State/Name of the Scheme	Financial		Physical	Remarks
		Target	Achievement	Target	
	Integrated Farming for Productivity Improvement				
	Laying out of Demonstration Plots	1025.75	676.94	1900 ha	State Level Administrative Approval (SLAA) has been received and Rs.131.25 lakh towards 1st year funds allocated to the State released. Maintenance fund of Rs.147.513 lakh has been released and Rs.27.487 lakh revalidated for 2018-19. Utilization Certificate & Progress Report for the fund utilized during 2018-19 are awaited from the state. Under Direct implementation 2nd year LODP was done in 2938.48 ha. Action Plan approved and inputs supplied. 1st year selection of CPSs as per guidelines approved by 134th Board Meeting has been completed, but could not be taken up at the fag end of the year due to non congenial season as well as programme initiating hurdles due to model code of conduct in view of Lok Sabha General Elections.
	Organic Manure Units	6.00	0.53	15 units	An amount of Rs.0.53 lakh released directly by the Board for establishment of 4 units.
	Relplanting and Rejuvenation in old coconut gardens	973.25	1131.62	1600.00	First year (1079 ha) & maintenance year (1693.13 ha) subsidy of total Rs.632.04 lakh has been released on receipt of SLAA. Additional fund of Rs.499.858 lakh released for covering an area of 1117 ha based on the project due to flood.
	TOTAL	2101.24	1886.07		

Sl. No.	State/Name of the Scheme	Financial		Physical	Remarks
		Target	Achievement	Target	
2 Karnataka					
	Establishment of DSP Farms	27.00	27.00	20 ha	Harvested 181321 mature coconuts out of which 9227 were hybridized seed coconuts.
	Establishment of Regional Coconut Nurseries	14.40	16.44	0.90 lakh seedlings	The existing nurseries in the DSP Farm are maintained well. A total number of 81504 seed nuts were sown and produced 53737 seedlings.
	Aid to private nurseries - Coconut Seed Garden	9.00	9.00	1	Fund released for establishment of one new garden & maintenance of 4 gardens
	Coconut nursery	2.75	1.75	3	Assisted for maintenance of 3 units.
	Expansion of Area under Coconut (ha)	21.20	3.99	150 ha	Covered 88.95 ha under 1st year and 17.61 ha under maintenance.
	Integrated Farming for Productivity Improvement				
	Laying out of Demonstration Plots (ha)	1574.77	2250.17	1800 ha	An amount of Rs.1032.50 released to State Government for implementation of 5900 ha 1st year LODP and Rs.0.798 lakh revalidated for 2018-19. Utilization Certificate & Progress Report for the fund utilized during 2018-19 are awaited from the state. An area of 681.66 ha fresh area & 5939.69 ha maintenance area covered under direct implementation.

Sl. No.	State/Name of the Scheme	Financial		Physical	Remarks
		Target	Achievement	Target	
	Organic manure units	4.00	0.00	10 units	10 applications received and due to model code of conduct in view of Lok Sabha General Elections were not considered for release during 2018-19.
	Relplanting and Rejuvenation in old coconut gardens	1061.28	1261.31	1785.00	Financial assistance for first year (1079 ha) & maintenance (3000 ha) has been released. Additional fund of Rs.200.033 lakh released for covering an area of 447 ha for the coconut gardens damaged due to continuous drought and dry spell conditions in the State.
	TOTAL	2714.40	3569.66		

Sl. No.	State/Name of the Scheme	Financial		Physical	Remarks
		Target	Achievement	Target	
3	Tamilnadu				
	Establishment of DSP Farms	27.00	27.00	40 ha	Farm operations are being continued and planted 3886 coconut seedlings in main field.
	Establishment of Regional Coconut Nurseries	74.40	93.14	4.65 lakh seedlings	An amount of Rs.64 lakh released to the State Government for production of 4 lakh seedlings. The existing nurseries in DSP Farm are maintained well. The Farm has sown 100000 seed coconuts and certified 6846 coconut seedlings
	Aid to private nurseries - Coconut Seed Garden	9.00	7.50	2	Assisted for establishing two coconut seed gardens & maintenance of two gardens.
	Coconut nursery	0.88	0.00	2	No application received under the scheme
	Expansion of Area under Coconut (ha)	21.52	19.32	150 ha	Covered 79.20 ha under 1st year and 504.00 ha under maintenance.
	Integrated Farming for Productivity Improvement				
	Laying out of demonstration plots (ha)	1521.57	1267.69	4063 ha	An amount of Rs.43.75 lakh released to State Government for implementation of 250 ha 1st year LODP and reimbursement of excess expenditure of Rs.5.09 lakh incurred during 2017-18. Utilization Certificate & Progress Report for Rs.40.7225 lakh against Rs.43.75 lakh released was received from the State. An area of 872.39 ha fresh area & 7015.60 ha maintenance area covered under direct implementation.

Sl. No.	State/Name of the Scheme	Financial		Physical	Remarks
		Target	Achievement	Target	
	Organic manure units	12.00	4.96	30 units	An amount of Rs.4.96 lakh released for establishing 5 units.
	Relplanting and Rejuvenation in old coconut gardens	1311.09	2435.18	1500.00	First year (1089 ha) & maintenance year (3656.21 ha) subsidy of Rs.1092.68 lakh has been released based on UC & SLAA furnished. Additional amount of Rs.1342.50 lakh for non Gaja affected of 3000 ha released
	TOTAL	2977.46	3854.79		

Sl. No.	State/Name of the Scheme	Financial		Physical	Remarks
		Target	Achievement	Target	
4	Andhra Pradesh				
	Establishment of DSP Farms	27.00	25.23	40 ha	Farm operations are being continued. Harvested 396215 mature coconuts.
	Establishment of Regional Coconut Nurseries	30.40	21.23	1.90 lakh seedlings	An amount of Rs.16.00 lakh has been released to Government of Andhra Pradesh for production of 1.00 lakh seedlings through State Government. The existing nurseries in DSP Farm are maintained well. The Farm has sown 144537 seed coconuts and produced 78678 coconut seedlings.
	Coconut nursery	2.50	1.00	3	Fund released for maintenance of one unit through FPO.
	Expansion of Area under Coconut (ha)	53.40	75.47	70 ha	Covered 1339.12 ha under 1st year and 1244.56 ha under maintenance.
	Integrated Farming for Productivity Improvement				
	Laying out of demonstration plots (ha)	1137.38	977.71	1150 ha	An amount of Rs.225.64 lakh and Rs.29.40 lakh respectively has been released to State Government for the implementation of LODP scheme in 1289.37 ha fresh and 168.00 ha maintenance based on Utilization Certificate & Progress Report received and also revalidated unspent balance of Rs.11.914 lakh. Utilization Certificate & Progress Report for the fund utilized during 2018-19 are awaited from the state. An area of 1025.47 ha fresh area & 5184.80 ha maintenance area covered under direct implementation.

Sl. No.	State/Name of the Scheme	Financial		Physical	Remarks
		Target	Achievement	Target	
	Organic manure units	6.00	3.00	15 units	An amount of Rs.3 lakh has been released for establishment of 5 units under direct implementation.
	Relplanting and Rejuvenation in old coconut gardens	328.75	1680.14	500.00	First year subsidy of Rs.223.75 lakh (500ha) released fully & maintenance subsidy of Rs.85.31 lakh (1200 ha) has been released based on UC furnished. Additional fund of Rs.1371.08 lakh released for covering an area of 3063.855 ha. based on the project for coconut gardens damaged due to severe cyclonic storm "Titli"
	TOTAL	1585.43	2783.79		

Sl. No.	State/Name of the Scheme	Financial		Physical	Remarks
		Target	Achievement	Target	
5	Telangana				
	Establishment of Regional Coconut Nurseries	8.00	8.00	0.50 lakh seedlings	An amount of Rs.8.00 lakh has been released to Government of Telangana for production of 50,000 seedlings under the scheme through State Government.
	Expansion of Area under Coconut (ha)	2.06	1.14	30 ha	Covered 4.45 ha under 1st year and 33.55 ha under maintenance.
	Integrated Farming for Productivity Improvement				
	Laying out of demonstration plots (ha)	1.75	1.75	10 ha	Full amount of Rs.1.75 lakh released to the State Government during January 2019. Utilization Certificate & Progress Report for the fund utilized during 2018-19 are awaited from the state.
	Organic manure units	3.20	3.20	8 units	Full amount of Rs.3.20 lakh released to the State Government during January 2019.
	TOTAL	15.01	14.09		

Sl. No.	State/Name of the Scheme	Financial		Physical	Remarks
		Target	Achievement	Target	
6	Odisha				
	Establishment of DSP Farms	27.00	27.00	40 ha	Farm operations are being continued. Harvested 67389 mature coconuts.
	Establishment of Regional Coconut Nurseries	3.20	8.05	0.20 lakh seedlings	State Level Administrative Approval not received during 2018-19 for implementation through State Government. The existing nurseries in the DSP Farm are maintained well. Sown 40470 seed nuts and produced 9899 coconut seedlings.
	Expansion of Area under Coconut (ha)	6.25	1.54	140 ha	Covered 35.68 ha under 1st year and 19.01 ha under maintenance.
	<i>Integrated Farming for Productivity Improvement</i>				
	Laying out of demonstration plots (ha)	117.56	46.52	250 ha	No fund release has been made during 2018-19. Diversion of fund utilization from SCSP & TSP to General Plan has been observed in the Subplanwise Progress Report (PR) of 2017-18 furnished by the State. Refund of unspent amount of Rs.0.1575 lakh under SCSP (Rs.0.0525 lakh) & TSP (Rs.0.105 lakh) categories sought to State Government of Odisha. An area of 90.24 ha fresh area & 421.77 ha maintenance area covered under direct implementation.
	Organic manure units	3.20	2.40	8 units	An amount of Rs.2.40 lakh released for establishment of 5 units under direct implementation.
	Relplanting and Rejuvenation in old coconut gardens	71.00		100.00	No amount released as project proposal was not received from the State Government during 2018-19.
	TOTAL	228.21	85.51		

Sl. No.	State/Name of the Scheme	Financial		Physical	Remarks
		Target	Achievement	Target	
7	Maharashtra				
	Establishment of DSP Farms	27.00	22.09	40 ha	Farm operations for maintenance of the farm continued. Harvested 1608 coconuts.
	Establishment of Regional Coconut Nurseries	24.80	22.75	1.55 lakh seedlings	An amount of Rs. 16.00 lakh has been released implementation through State Government. Unspent balance for the previous year is adjusted. The existing nurseries in the DSP Farm are maintained well. The farm has sown 10000 seednuts and has produced 24322 coconut seedlings.
	Coconut nursery	0.25	0.00	1	No applications received.
	Expansion of Area under Coconut (ha)	5.97	2.56	50 ha	Covered 6.48 ha under 1st year and 33.31 ha under maintenance.
	Integrated Farming for Productivity Improvement				
	Laying out of demonstration plots (ha)	24.08	13.94	75 ha	No fund release has been made during 2018-19 to the State Government as the State had only settled 2017-18 amounts by fag end of 2018-19 and intimated no further fund request. An area of 27.30 ha fresh area & 62.55 ha maintenance area covered under direct implementation.
	Organic manure units	1.20	0.00	3 units	
	TOTAL	83.30	61.34		

Sl. No.	State/Name of the Scheme	Financial		Physical	Remarks
		Target	Achievement	Target	
8	West Bengal				
	Establishment of DSP Farms	25.00	8.09	20 ha	Board had taken over 50 acres of land from the Department of Agriculture, Government of West Bengal at District Farm, Fulia, Nadia on 31.05.2018 and initial establsihment activities undertaken.
	Establishment of Regional Coconut Nurseries	0.00	16.00		Under commercial nursery attached to the farm 80000 tall seednuts were sown for production of seedlings
	Coconut nursery	3.05	2.55	6	An amount of Rs.2.55 lakh has been released for establishment of 1 unit and maintenance of 3 units.
	Expansion of Area under Coconut (ha)	18.84	1.22	30 ha	Rs.1.22 lakh released for maintenance year subsidy
	Integrated Farming for Productivity Improvement				
	Laying out of demonstration plots (ha)	510.23	323.92	100 ha	Category wise Progress Report of previous year fund of Rs.43.84 lakh awaited from State Government. Unspent balance of Rs.17.50 lakh revalidated for utilization in 2018-19 for which Utilisation Certificate and Progress Report area awaited. An area of 85.51 ha fresh area & 2423.89 ha maintenance area covered under direct implementation.
	Organic manure units	12.00	6.07	30 units	An amount of Rs.6.07 lakh has been released for the establishment of 21 units under direct implementation.
	TOTAL	569.12	341.85		

Sl. No.	State/Name of the Scheme	Financial		Physical	Remarks
		Target	Achievement	Target	
9	Bihar				
	Establishment of DSP Farms	27.00	6.35	40 ha	Farm operations are being continued. Harvested 5954 coconuts.
	Establishment of Regional Coconut Nurseries	2.40	3.54	0.15 lakh seedlings	The existing nurseries in the DSP Farm is maintained and has sown 17000 seednuts
	Expansion of Area under Coconut (ha)	0.85	0.46	20 ha	Covered 6.25 ha under 1st year and 5.96 ha under maintenance.
	Integrated Farming for Productivity Improvement				
	Organic manure units	1.20	0.49	3 units	An amount of Rs.0.49 lakh has been released for establishment of 4 units.
	TOTAL	31.45	10.84		
10	Goa				
	Expansion of Area under Coconut (ha)	0.33	0.15	10 ha	Covered 4.69 ha under 1st year.
	Integrated Farming for Productivity Improvement				
	Laying out of demonstration plots (ha)	113.76	83.85	325 ha	Based on the SLAA and category wise fund requirement from the State, an amount of Rs.83.845 lakh released to the State under 1st & 2nd year LODP. Utilization Certificate & Progress report for Rs.73.346 lakh was furnished.
	Relplanting and Rejuvenation in old coconut gardens	22.38	22.38	50.00	1st year for coveirng 50 ha relesehd based on SLAA and proejct propoal
	TOTAL	136.47	106.38		

Sl. No.	State/Name of the Scheme	Financial		Physical	Remarks
		Target	Achievement	Target	
11	Gujarat				
	Establishment of DSP Farms	5.00	0.00		State Government is being pursued for allotment of land for establishing a DSP Farm in Gujarat.
	Establishment of Regional Coconut Nurseries	8.00	8.00	0.50 lakh seedlings	An amount of Rs.8 lakh released to the State Government for production of 0.50 lakh seedlings.
	Coconut nursery	0.50	0.00	2	Applications are being collected
	Expansion of Area under Coconut (ha)	3.74	5.24	10 ha	Covered 154.62 ha under 1st year.
	<i>Integrated Farming for Productivity Improvement</i>				
	Laying out of demonstration plots (ha)	188.78	174.09	225 ha	An amount of Rs.3.94 lakh and Rs.5.69 lakh respectively has been released to State Government for the implementation of LODP scheme in 22.44 ha fresh and 32.50 ha maintenance. Utilization Certificate & Progress report for Rs.9.602 lakh was furnished. An area of 202.39 ha fresh area & 823.69 ha maintenance area covered under direct implementation.
	Organic manure units	2.00	0.00	5 units	
	TOTAL	208.02	187.33		

Sl. No.	State/Name of the Scheme	Financial		Physical	Remarks
		Target	Achievement	Target	
12	Chhattisgarh				
	Establishment of DSP Farms	27.00	15.75	40 ha	Farm operations are being continued. Harvested 105472 mature coconuts.
	Establishment of Regional Coconut Nurseries	5.76	6.67	0.36 lakh seedlings	The existing nurseries in the DSP Farm are maintained well. The farm has sown 35550 coconut seed nuts so far and certified 36640 seedlings
	Expansion of Area under Coconut (ha)	7.42	3.09	30 ha	Covered 76.11 ha under maintenance.
	Integrated Farming for Productivity Improvement				
	Laying out of demonstration plots (ha)	16.41	2.93	75 ha	No fund release has been made during 2018-19 due to non receipt of SLAA An area of 18.79 ha maintenance area covered under direct implementation.1st year LODP was not implemented.
	Organic manure units	0.40	0.00	1 unit	
	TOTAL	56.99	28.44		
13	Andaman & Nicobar Islands				
	Expansion of Area under Coconut (ha)	2.13	1.38	30 ha	Covered 22.57 ha under 1st year and 20.35 ha under maintenance.
	Integrated Farming for Productivity Improvement				
	Laying out of demonstration plots (ha)	52.50	0.00	200 ha	Rs.34.567 lakh revalidated for utilization during 2018-19. The UT Government informed that 2018-19 allocation of Rs.64.50 lakh is not required, hence no fund release.
	Organic manure units	12.00	0.00	30 units	
	TOTAL	66.63	1.38		

Sl. No.	State/Name of the Scheme	Financial		Physical	Remarks
		Target	Achievement	Target	
14	Puducherry				
	Expansion of Area under Coconut (ha)	0.63	0.45	10 ha	Covered 5.28 ha under 1st year and 8.57 ha under maintenance.
	Integrated Farming for Productivity Improvement				
	Laying out of Demonstration Plots (ha)	24.50	20.69	70 ha	Rs.4.315 lakh revalidated for 2018-19. An amount of Rs.12.25 lakh and Rs.8.44 lakh respectively has been released to State Government for the implementation of LODP scheme in 70 ha fresh and 48.20 ha maintenance area. Utilization Certificate & Progress report for are awaited.
	Organic Manure Units	8.00	8.00	20 units	An amount of Rs.8.00 lakh released to the State Government for establishment of 20 units. Utilization Certificate & Progress report for are awaited.
	Relplanting and Rejuvenation in old coconut gardens	17.90	0.00	40.00	No amount released as SLAA was not issued by the UT Administration.
	TOTAL	51.03	29.14		

Sl. No.	State/Name of the Scheme	Financial		Physical	Remarks
		Target	Achievement	Target	
15	Lakshadweep				
	Establishment of Regional Coconut Nurseries	1.60	1.60	0.10 lakh seedlings	Released 1.60 lakh for production of 10000 seedlings
	Integrated Farming for Productivity Improvement				
	Laying out of demonstration plots (ha)	227.50	0.00	500 ha	Unspent balance of 2017-18, Rs.149.946 lakh was revalidated for 2018-19. SLAA was only for Organic manure units and accordingly an amount of Rs.3.20 lakh released in March 2019 for 8 organic manure units. Utilization Certificate & Progress report are awaited.
	Organic manure units	3.20	3.20	8 units	
	Relplanting and Rejuvenation in old coconut gardens	44.75	0.00	100.00	No amount was released as project propsoal was not received from UT.
	TOTAL	277.05	4.80		

Sl. No.	State/Name of the Scheme	Financial		Physical	Remarks
		Target	Achievement	Target	
16	Assam				
	Establishment of DSP Farms	27.00	16.43	40 ha	Farm operations are being continued. Harvested 98995 coconuts out of which 263 were hybridized nuts.
	Establishment of Regional Coconut Nurseries	6.24	23.30	0.39 lakh seedlings	The existing nurseries are maintained well in the DSP Farm. Farm has sown 96397 seed nuts and 30785 certified seedlings were produced.
	Aid to Private Nurseries - Coconut Seed Garden	3.00	0.00	1	No applications were received
	Coconut nursery	0.75	1.00	3	Fund released for establishment of one coconut nursery.
	Expansion of Area under Coconut (ha)	44.07	37.75	250 ha	Covered 277.26 ha under 1st year and 317.20 ha under maintenance.
	Expansion of Area under Coconut with higher cost norms	90.00	0.00	150 ha	The proposal was not approved by Ministry.

Sl. No.	State/Name of the Scheme	Financial		Physical	Remarks
		Target	Achievement	Target	
	<i>Integrated Farming for Productivity Improvement</i>				
	Laying out of demonstration plots (ha)	291.37	243.13	1275 ha	Rs.21.73 lakh revalidated for utilization during 2018-19 to the State Government and for this the State has furnished UC for Rs.20.915 lakh. As per NE re-allocation of target an amount of Rs.175 lakh was released to State Government during 2018-19 for implementation of 1st year LODP scheme in 1000 ha fresh area. Based on the request from the State Government this amount was revalidated for utilization during 2019-20. An area of 389.60 ha covered under direct implementation of LODP - 2nd year. RO could not implement 1st year LODP due to non-receipt of land documents from the applicants.
	Organic manure units	14.40	14.00	36 units	An amount of Rs.14 lakh released for establishment of 30 units.
	Relplanting and Rejuvenation in old coconut gardens	89.50	223.75	200.00	1st year for covering 500 ha released
	TOTAL	566.33	559.36		

Sl. No.	State/Name of the Scheme	Financial		Physical	Remarks
		Target	Achievement	Target	
17	Tripura				
	Establishment of DSP Farms	27.00	10.99	22 ha	Farm is in initial stages of development and developmental activities are under progress
	Establishment of Regional Coconut Nurseries	4.00	14.60	0.25 lakh seedlings	Existing nursery being maintained in the DSP Farm. The farm has sown 39950 seednuts and 16604 certified seedlings were produced.
	Expansion of Area under Coconut (ha)	3.44	0.00	50 ha	No applications received.
	Expansion of Area under Coconut with higher cost norms	45.00	0.00	75 ha	The proposal was not approved by Ministry.
	<i>Integrated Farming for Productivity Improvement</i>				
	Laying out of demonstration plots (ha)	56.00	56.00	300 ha	An amount of Rs.52.50 lakh and Rs.3.50 lakh has been released to State Government for implementation of LODP scheme in 300 ha fresh and 20 ha maintenance. Utilization Certificate & Progress report are awaited.
	Organic manure units	2.00	2.00	5 units	An amount of Rs.2.00 lakh released to State Government for establishment of 5 units. Utilization Certificate & Progress report for are awaited.
	Replanting and Rejuvenation in old coconut gardens	15.66	12.60	35.00	1st year fund released for covering an area of 35 ha.
	TOTAL	153.10	96.19		

Sl. No.	State/Name of the Scheme	Financial		Physical	Remarks
		Target	Achievement	Target	
18	Nagaland				
	Establishment of Regional Coconut Nurseries	1.60	1.60	0.10 lakh seedlings	An amount of Rs.1.60 lakh released to State Government for production of 0.10 lakh seedlings.
	Aid to Private Nurseries - Coconut Seed Garden	3.00	0.00	1	Applications are being collected
	Coconut nursery	0.50	0.00	2	Applications are being collected
	Expansion of Area under Coconut (ha)	1.71	0.60	50 ha	Covered 18.48 ha under 1st year.
	Expansion of Area under Coconut with higher cost norms	30.00	0.00	50 ha	The proposal was not approved by Ministry.
	Integrated Farming for Productivity Improvement				
	Laying out of demonstration plots (ha)	12.25	12.7	50 ha	An amount of Rs.12.70 lakh has been released to the State for implementation of LODP scheme in 50 ha fresh area and 200 ha maintenance area. Progress report indicating full achievement was received from the state. Utilization Certificate is awaited.
	Organic manure units	2.00	2.00	5 Units	An amount of Rs.2.00 lakh released to the State Government for establishment of 5 units. Progress report indicating full achievement was received from the state. Utilization Certificate is awaited.
	Relplanting and Rejuvenation in old coconut gardens	4.48	5.42	10.00	1st year fund released for covering an area of 15 ha.
	TOTAL	55.54	22.31		

Sl. No.	State/Name of the Scheme	Financial		Physical	Remarks
		Target	Achievement	Target	
19	Arunachal Pradesh				
	Expansion of Area under Coconut (ha)	2.31	0.16	30 ha	Covered 6.48 ha under 2nd year.
	Expansion of Area under Coconut with higher cost norms	15.00	0.00	30 ha	The proposal was not approved by Ministry.
	Integrated Farming for Productivity Improvement				
	Laying out of demonstration plots (ha)	4.38	35.00	15 ha	An amount of Rs.49.325 lakh released during 2017-18 was revalidated for 2018-19. An amount Rs.35 lakh was released to State Government during 2018-19 for 200 ha fresh area based on SLAA as per NE re-allocation. Utilization Certificate & Progress report are awaited.
	Organic manure units	2.00	4.00	5 Units	An amount of Rs.4.00 lakh released to State Government for establishment of 10 units based on SLAA as per NE re-allocation. Utilization Certificate & Progress report are awaited.
	TOTAL	23.69	39.16		

Sl. No.	State/Name of the Scheme	Financial		Physical	Remarks
		Target	Achievement	Target	
20	Meghalaya				
	Establishment of Regional Coconut Nurseries	1.60	1.60	0.10 lakh seedlings	An amount of Rs.1.60 lakh released for production of 10000 seedlings for implementation through State Government.
	Expansion of Area under Coconut (ha)	6.59	1.18	40 ha	Covered 35.15 ha under 2nd year.
	Expansion of Area under Coconut with higher cost norms	30.00	0.00	50 ha	The proposal was not approved by Ministry.
	Integrated Farming for Productivity Improvement				
	Laying out of demonstration plots (ha)	25.17	25.16	100 ha	An amount of Rs.25.16 lakh has been released to the State Government as LODP - 2nd year in an area of 43.80 ha. Utilization Certificate and Progress Report for Rs.20.092 lakh against Rs.25.17 lakh were received from the State Government.
	Organic manure units	4.00	4.00	10 units	An amount of Rs.4.00 lakh released to the State Government for establishment of 10 units. Utilization Certificate and Progress Report for Rs.4.00 lakh were received from the State Government.
	Relplanting and Rejuvenation in old coconut gardens	4.48	0.00	10.00	No amount released as project propsoal was not received from the State Government.
	TOTAL	71.84	31.94		

Sl. No.	State/Name of the Scheme	Financial		Physical	Remarks
		Target	Achievement	Target	
21	Mizoram				
	Aid to Private Nurseries - Coconut Seed Garden	3.00	0.00	1	No applications received.
	Coconut nursery	0.25	0.00	1	No applications received.
	Expansion of Area under Coconut (ha)	0.690	1.43	25 ha	Covered 19.13 ha under 1st year.
	Expansion of Area under Coconut with higher cost norms	15.00	0.00	25 ha	The proposal was not approved by Ministry.
	Integrated Farming for Productivity Improvement				
	Laying out of demonstration plots (ha)	7.00	7.00	20 ha	An amount of Rs.7.00 lakh has been released to the State Government as 1st and 2nd instalments for covering an area of 20 ha each. Progress Report indicating full achievement was received from the State. Utilization Certificate is awaited.
	Organic manure units	4.00	4.00	10 units	An amount of Rs.4.00 lakh released to State Government for establishment of 10 units. Progress Report indicating full achievement was received from the State. Utilization Certificate is awaited.
	Relplanting and Rejuvenation in old coconut gardens	6.71	6.71	15.00	1st year fund released for covering an area of 15 ha.
	TOTAL	36.65	19.15		

Sl. No.	State/Name of the Scheme	Financial		Physical	Remarks
		Target	Achievement	Target	
22	Manipur				
	Expansion of Area under Coconut (ha)	1.38	0.58	20	Covered 8.45 ha under 1st year.
	Expansion of Area under Coconut with higher cost norms	15.00	0.00	25 ha	The proposal was not approved by Ministry.
	Integrated Farming for Productivity Improvement				
	Laying out of demonstration plots (ha)	2.01	3.69	11.50 ha	An amount of Rs.3.68 lakh released to State Government for covering 21 ha fresh area based on SLAA as per NE re-allocation. Based on the request from State Government this amount was revalidated for utilization 2019-20.
	Organic manure units	2.00	3.60	5 units	An amount of Rs.3.60 lakh released to State Government for establishment of 9 units. Based on the request from State Government this amount was revalidated for 2019-20.
	Total	20.39	7.86	20.00	
	Grand Total	12029.35	13741.40		

Statewise Schemes		
DSP Farms	300.00	212.93
Regional Coconut Nursery	240.00	289.31
Coconut Seed Garden	28.50	16.50
Aid to Nursery	14.06	8.05
AEP	216.04	163.17
AEP with higher cost norms	240.00	0.00
Integrated Farming - LODP	6934.70	6222.87
Integrated Farming - OMU	104.80	65.44
Replanting & Rejuvenation	3951.23	6779.11
Total	12029.33	13757.38

Annexure II

COCONUT DEVELOPMENT BOARD PROGRAMMES
Target and Achievements as on 31.05.2019 (2019-20)

(Rs. in lakhs)

Sl. No.	Name of the Scheme	Financial		Physical	
		Target	Achievement	Target	Achievement
A1	Production and Distribution of Quality Planting Material				
a)	Establishment of DSP Farms for Coconut	Yet to be allocated	20.29	Yet to be allocated	Routine farm operations are being continued in all the 11 Farms. 6780 nuts harvested during the period. The Government of Gujarat is being pursued for allocation of land for establishing one DSP Farm in the State.
b)	Establishment of Regional Coconut Nurseries including DSP Farm Nurseries	Yet to be allocated	-	Yet to be allocated	Funds to the State Governments will be released after allocation of targets and obtaining State Level Administrative Approval. In the Board's DSP Farms, a total of 30090 seednuts were sown so far.
c)	Establishment of Nucleus Coconut Seed Garden	Yet to be allocated	-	Yet to be allocated	Allocation of targets is underway.
d)	Establishment of Small Coconut Nurseries	Yet to be allocated	-	Yet to be allocated	Allocation of targets is underway.
A2	Expansion of Area under Coconut	Yet to be allocated	-	Yet to be allocated	No applications are received so far.

A3	Integrated Farming for Productivity Improvement				
a)	Laying out of Demonstration Plots (LODP)	Yet to be allocated	-	-	Funds to State Governments/ DSP Farms will be released after allocation of targets and obtaining State Level Administrative Approval and project proposals.
b)	Organic Manure Units	Yet to be allocated	-	-	Funds to the State Governments will be released after allocation of targets and obtaining State Level Administrative Approval.
A4	Technology Demonstration and Quality Testing Lab		3.93	Need basis	<p>During the period, 5 training for skill development on various aspects of coconut processing was imparted to 67 farmers/ entrepreneurs at CDB Institute of Technology, Vazhakulam, Kerala.</p> <p>In the Quality Testing Lab at Vazhakulam 48 samples were analyzed for 242 parameters in the Chemical Section and 35 samples were analyzed for 148 parameters in the Microbiology Section.</p> <p>An amount of Rs.3.93 lakh was incurred for operational expenses of CIT, Vazhakulam, Regional Office, Guwahati.</p>

A5	Marketing, Market Intelligence Service, Statistics & Strengthening of Export Promotion Council (EPC).		29.31	Need basis	<p>Six new component programmes were proposed during the financial year 2019-20 which are as follows:</p> <ol style="list-style-type: none"> 1. Buyer Seller Meets in Metros (Delhi, Mumbai, Kolkata, Hyderabad, Bengaluru & North East Region (Guwahati/ Shillong). 2. Setting up coconut pavilions in major International trade fairs. 3. Setting up coconut pavilions in major National level trade fairs with participation of entrepreneurs. 4. Manufacture of quality coconut products through development of skilled manpower. 5. Award for Export Excellence. 6. Seminar/Workshops for potential exporters and Entrepreneurs. <p><u>Market Intelligence Service</u></p> <p>The implementation of the project on Market Intelligence is being continued and the daily market prices are collected, compiled and analyzed. Secondary data are being collected from 15 major markets in the major coconut growing states, viz. Andhra Pradesh - 1, Kerala - 5, Karnataka - 5 and Tamilnadu - 4. It has been decided to set up market intelligence cells at Headquarter and Regional Offices and collect data from major markets across the country.</p> <p><u>Farmer Producer Organization (FPO)</u></p> <p>Farmer Producer Organizations are farmer collectives, envisaged by Coconut Development Board with a view to revive coconut cultivation in the country and fetch appropriate benefits to coconut farmers. The formation of Farmer Producer Organizations is progressing in major coconut growing States. At present 67 Coconut Producer Companies (CPC) have been registered, out of which 29 are in Kerala, 17 in Tamilnadu, 13 in Karnataka and 8 in Andhra Pradesh.</p>
----	---	--	-------	------------	--

					State wise status of formation of Coconut Producer Societies (CPSs), Coconut Producer Federations (CPFs) and Coconut Producer Companies (CPCs)as on 31.05.2019 is given below:								
					Sl. No.	State	CPS	CPF	CPC				
					1.	Kerala	7226	467	29				
					2.	Tamilnadu	665	69	17				
					3.	Karnataka	400	124	13				
					4.	Andhra Pradesh	1148	82	8				
					5.	West Bengal	216	-	-				
					6.	Assam	28	-	-				
					7.	Odisha	39	-	-				
					8.	Gujarat	14	-	-				
					9.	Maharashtra	1	-	-				
						Total	9737	742	67				
					<u>Statistics</u>								
					NIL								
		<u>Export Promotion Council</u>											
		During the year 2019-20 (as on 31.05.2019), 77 new coconut products exporters have registered with the 3820 .											
Sl. No.	State	2009-10	2010-11	2011-12	2012-13	2013-14	2014-15	2015-16	2016-17	2017-18	2018-19	2019-20	Total
1.	Tamilnadu	71	98	122	116	190	198	295	326	275	248	43	1982
2.	Maharashtra	39	73	40	28	49	60	77	98	88	64	8	624
3.	Kerala	49	30	49	34	43	56	58	78	88	68	13	566
4.	Karnataka	12	12	15	10	17	19	20	32	39	21	4	201
5.	Gujarat	7	5	6	6	7	13	16	21	30	25	2	138
6.	Andhra Pradesh	3	2	2	4	11	6	6	8	11	7	2	62
7.	Other States	4	12	18	14	11	22	34	50	41	36	5	247
	Total	185	232	252	212	328	374	506	613	572	469	77	3820

A6	Publicity, Extension Activities & Information Technology		5.28	Need basis			
	Production of Publications				Coconut Journal in various Languages		
					Monthly	English & Malayalam	2
					Quarterly	Hindi, Tamil, Kannada	3
					Biannual	Marati & Telugu	2
						Total	7
	Media Support						
	Press Release and Minor Advertisements						
	Seminars and Workshops						
	Friends of Coconut Tree						
	Exhibitions and Fairs						
	Awards and Contests						
A7	Infrastructure, Administration and Technical Services		668.39				

B.	Technology Mission on Coconut	Allocation is underway	1.85	Need basis	<p>The Technology Mission on Coconut (TMOC), a Central sector scheme is under implementation by the Board since 2001-02. The scheme is implemented on a project mode to address issues such as product diversification, by-product utilization, market promotional activities for coconut and its products and productivity improvement through the management of pest and diseases. An amount of Rs.1.85 lakh was spent for implementation of the Mission projects during the period under report.</p> <table><tr><th>Project</th><th>No. of Projects</th><th>Amount (Rs. in lakhs)</th></tr><tr><td>New</td><td>Nil</td><td>Nil</td></tr><tr><td>Ongoing</td><td>Nil</td><td>Nil</td></tr><tr><td>Completed</td><td>Nil</td><td>Nil</td></tr><tr><td>Coconut Points</td><td>Nil</td><td>Nil</td></tr><tr><td>Miscellaneous Expenses</td><td>Nil</td><td>1.85</td></tr><tr><td>Total</td><td>Nil</td><td>1.85</td></tr></table>	Project	No. of Projects	Amount (Rs. in lakhs)	New	Nil	Nil	Ongoing	Nil	Nil	Completed	Nil	Nil	Coconut Points	Nil	Nil	Miscellaneous Expenses	Nil	1.85	Total	Nil	1.85
Project	No. of Projects	Amount (Rs. in lakhs)																								
New	Nil	Nil																								
Ongoing	Nil	Nil																								
Completed	Nil	Nil																								
Coconut Points	Nil	Nil																								
Miscellaneous Expenses	Nil	1.85																								
Total	Nil	1.85																								

(Rs. in lakhs)

Sub Component wise details under TMoC as on 31.05.2019 (2019-20)							
		Financial		Physical			
Sl. No.	Name of the Scheme	Target	Achievement	Target	Achievement		
					Projects	No. of Projects	Amount
I	Management of Insect Pests and Disease Affected Coconut Gardens						
(a)	Development of Technology	Need basis	Nil	Need basis	New	Nil	Nil
					Ongoing		
					Completed		
	Total		Nil			Nil	Nil
(b)	Demonstration of Technology	Need basis	Nil	Need basis	New	Nil	Nil
					Ongoing		
					Completed		
	Total		Nil			Nil	Nil
(c)	Adoption of Technology	Need basis	Nil	Need basis	New	Nil	Nil
					Ongoing		
					Completed		
	Total		Nil			Nil	Nil
II	Processing and Product Diversification						
(a)	Development of Technology	Need basis	Nil	Need basis	New	Nil	Nil
					Ongoing		
					Completed		
	Total		Nil			Nil	Nil
(b)	Acquisition, Training & Demonstration of Technology	Need basis	Nil	Need basis	New	Nil	Nil
					Ongoing		
					Completed		
	Total		Nil			Nil	Nil
(c)	Adoption of Technology	Need basis	Nil	Need basis	New	Nil	Nil
					Ongoing		
					Completed		
	Total		Nil			Nil	Nil

(Rs. in lakhs)

Sub Component wise details under TMoC as on 31.05.2019 (2019-20)							
		Financial		Physical			
Sl. No.	Name of the Scheme	Target	Achievement	Target	Achievement		
					Projects	No. of Projects	Amount
III	Market Research and Promotion						
(a)	Market Research	Need basis	Nil	Need basis	New	Nil	Nil
					Ongoing		
					Completed		
	Total		Nil			Nil	Nil
(b)	Market Promotion	Need basis	Nil	Need basis	New	Nil	Nil
					Ongoing		
					Completed		
	Total		Nil			Nil	Nil
IV	Technical Support, External Evaluation and Emergent Requirements	Need basis	Nil	Need basis	New	Nil	Nil
					Ongoing		
					Completed		
	Total		Nil		-	Nil	Nil
	Miscellaneous	Need basis	1.85	Need basis	Nil		1.85
	Grand Total (I+II+III+IV)		1.85		-	Nil	1.85

C	Replanting & Rejuvenation of Coconut Gardens	Yet to be allocated	-	Yet to be allocated	Funds to the State Governments will be released after allocation of targets and obtaining State Level Administrative Approval and project proposal.
D	Coconut Palm Insurance Scheme			-	
E	Kera Suraksha Insurance Scheme			Need basis	During the year 2019-20, 252 Coconut Tree Climbers were insured. Out of these 192 were traditional coconut tree climbers and 60 climbers trained under FoCT Programme.
F	Establishment Centre of Excellence in Coconut			-	
	GRAND TOTAL		703.20		

STATE-WISE FINANCIAL AND PHYSICAL ALLOCATION & ACHIEVEMENT - 2019-20**(01.04.2019 to 31.05.2019)****(Rs. in lakhs)**

Sl. No.	State/Name of the Scheme	Financial		Physical	Remarks
		Target	Achievement	Target	
1	Kerala				
	Establishment of DSP Farms		0.00	20 ha	Harvested 6780 coconuts at the farm till date. Farm operations are being carried out. Finalization of annual action plan for farm is being done.
	Establishment of Regional Coconut Nurseries				The existing nurseries in DSP Farm are maintained well. The farm has sown 30090 seed coconuts. The target for nursery raising is being finalized.
	Aid to Private Nurseries - Coconut Seed Garden				
	Coconut nursery				
	Expansion of Area under Coconut (ha)				
	<i>Integrated Farming for Productivity Improvement</i>				
	Laying out of Demonstration Plots				
	Organic Manure Units				
	Replanting and Rejuvenation in old coconut gardens				
	TOTAL	0.00	0.00		

Sl. No.	State/Name of the Scheme	Financial		Physical	Remarks
		Target	Achievement	Target	
2	Karnataka				
	Establishment of DSP Farms		2.73	20 ha	Farm operations are being carried out. Finalization of annual action plan for farm is being done
	Establishment of Regional Coconut Nurseries				The existing nurseries in the DSP Farm are maintained well. The target for nursery raising is being finalized.
	Aid to private nurseries - Coconut Seed Garden				
	Coconut nursery				
	Expansion of Area under Coconut (ha)				
	<i>Integrated Farming for Productivity Improvement</i>				
	Laying out of Demonstration Plots (ha)				
	Organic manure units				
	Relplanting and Rejuvenation in old coconut gardens				
	TOTAL	0.00	2.73		

Sl. No.	State/Name of the Scheme	Financial		Physical	Remarks
		Target	Achievement	Target	
3	Tamilnadu				
	Establishment of DSP Farms		2.42	40 ha	Farm operations are being carried out. Finalization of annual action plan for farm is being done.
	Establishment of Regional Coconut Nurseries				The existing nurseries in the DSP Farm are maintained well. The target for nursery raising is being finalized.
	Aid to private nurseries - Coconut Seed Garden				
	Coconut nursery				
	Expansion of Area under Coconut (ha)				
	<i>Integrated Farming for Productivity Improvement</i>				
	Laying out of demonstration plots (ha)				
	Organic manure units				
	Relplanting and Rejuvenation in old coconut gardens				
	TOTAL	0.00	2.42		

Sl. No.	State/Name of the Scheme	Financial		Physical	Remarks
		Target	Achievement	Target	
4	Andhra Pradesh				
	Establishment of DSP Farms		3.58	40 ha	Farm operations are being carried out. Finalization of annual action plan for farm is being done.
	Establishment of Regional Coconut Nurseries				The existing nurseries in the DSP Farm are maintained well. The target for nursery raising is being finalized.
	Coconut nursery				
	Expansion of Area under Coconut (ha)				
	Integrated Farming for Productivity Improvement				
	Laying out of demonstration plots (ha)				
	Organic manure units				
	Relplanting and Rejuvenation in old coconut gardens				
	TOTAL	0.00	3.58		

Sl. No.	State/Name of the Scheme	Financial		Physical	Remarks
		Target	Achievement	Target	
5	Telangana				
	Establishment of Regional Coconut Nurseries				
	Expansion of Area under Coconut (ha)				
	Integrated Farming for Productivity Improvement				
	Laying out of demonstration plots (ha)				
	Organic manure units				
	TOTAL	0.00	0.00		
6	Odisha				
	Establishment of DSP Farms		1.50	40 ha	Farm operations are being carried out. Finalization of annual action plan for farm is being done.
	Establishment of Regional Coconut Nurseries				The existing nurseries in the DSP Farm are maintained well. The target for nursery raising is being finalized.
	Expansion of Area under Coconut (ha)				
	Integrated Farming for Productivity Improvement				
	Laying out of demonstration plots (ha)				
	Organic manure units				
	Relplanting and Rejuvenation in old coconut gardens				
TOTAL	0.00	1.50			

Sl. No.	State/Name of the Scheme	Financial		Physical	Remarks
		Target	Achievement	Target	
7	Maharashtra				
	Establishment of DSP Farms		2.28	40 ha	Farm operations are being carried out. Finalization of annual action plan for farm is being done.
	Establishment of Regional Coconut Nurseries				The existing nurseries in the DSP Farm are maintained well. The target for nursery raising is being finalized.
	Coconut nursery				
	Expansion of Area under Coconut (ha)				
	<i>Integrated Farming for Productivity Improvement</i>				
	Laying out of demonstration plots (ha)				
	Organic manure units				
	TOTAL	0.00	2.28		
8	West Bengal				
	Establishment of DSP Farms		0.00	20 ha	Farm operations are being carried out. Finalization of annual action plan for farm is being done
	Establishment of Regional Coconut Nurseries				
	Coconut nursery				
	Expansion of Area under Coconut (ha)				
	<i>Integrated Farming for Productivity Improvement</i>				
	Laying out of demonstration plots (ha)				
	Organic manure units				
	TOTAL	0.00	0.00		

Sl. No.	State/Name of the Scheme	Financial		Physical	Remarks
		Target	Achievement	Target	
9	Bihar				
	Establishment of DSP Farms		5.22	40 ha	Farm operations are being carried out. Finalization of annual action plan for farm is being done.
	Establishment of Regional Coconut Nurseries				The existing nurseries in the DSP Farm are maintained well. The target for nursery raising is being finalized.
	Expansion of Area under Coconut (ha)				
	<i>Integrated Farming for Productivity Improvement</i>				
	Organic manure units				
	TOTAL	0.00	5.22		
10	Goa				
	Expansion of Area under Coconut (ha)				
	<i>Integrated Farming for Productivity Improvement</i>				
	Laying out of demonstration plots (ha)				
	Relplanting and Rejuvenation in old coconut gardens				
	TOTAL	0.00	0.00		

Sl. No.	State/Name of the Scheme	Financial		Physical	Remarks
		Target	Achievement	Target	
11	Gujarat				
	Establishment of DSP Farms		0.00		State Government is being pursued for allotment of land for establishing a DSP Farm in Gujarat.
	Establishment of Regional Coconut Nurseries				
	Coconut nursery				
	Expansion of Area under Coconut (ha)				
	Integrated Farming for Productivity Improvement				
	Laying out of demonstration plots (ha)				
	Organic manure units				
	TOTAL	0.00	0.00		
	12	Chhattisgarh			
	Establishment of DSP Farms		0.95	40 ha	Farm operations are being carried out. Finalization of annual action plan for farm is being done.
	Establishment of Regional Coconut Nurseries				The existing nurseries in the DSP Farm are maintained well. The target for nursery raising is being finalized.
	Expansion of Area under Coconut (ha)				
	Integrated Farming for Productivity Improvement				
	Laying out of demonstration plots (ha)				
	Organic manure units				
	TOTAL	0.00	0.95		

Sl. No.	State/Name of the Scheme	Financial		Physical	Remarks
		Target	Achievement	Target	
13	Andaman & Nicobar Islands				
	Expansion of Area under Coconut (ha)				
	Integrated Farming for Productivity Improvement				
	Laying out of demonstration plots (ha)				
	Organic manure units				
	TOTAL	0.00	0.00		
14	Puducherry				
	Expansion of Area under Coconut (ha)				
	Integrated Farming for Productivity Improvement				
	Laying out of Demonstration Plots (ha)				
	Organic Manure Units				
	Relplanting and Rejuvenation in old coconut gardens				
	TOTAL	0.00	0.00		
15	Lakshadweep				
	Establishment of Regional Coconut Nurseries				
	Integrated Farming for Productivity Improvement				
	Laying out of demonstration plots (ha)				
	Organic manure units				
	Relplanting and Rejuvenation in old coconut gardens				
	TOTAL	0.00	0.00		

Sl. No.	State/Name of the Scheme	Financial		Physical	Remarks
		Target	Achievement	Target	
16	Assam				
	Establishment of DSP Farms		0.22	40 ha	Farm operations are being carried out. Finalization of annual action plan for farm is being done
	Establishment of Regional Coconut Nurseries				The existing nurseries in the DSP Farm are maintained well. The target for nursery raising is being finalized.
	Aid to Private Nurseries - Coconut Seed Garden				
	Coconut nursery				
	Expansion of Area under Coconut (ha)				
	Expansion of Area under Coconut with higher cost norms				
	<i>Integrated Farming for Productivity Improvement</i>				
	Laying out of demonstration plots (ha)				
	Organic manure units				
	Relplanting and Rejuvenation in old coconut gardens				
	TOTAL	0.00	0.22		

Sl. No.	State/Name of the Scheme	Financial		Physical	Remarks
		Target	Achievement	Target	
17	Tripura				
	Establishment of DSP Farms		1.37	22 ha	Farm operations are being carried out. Finalization of annual action plan for farm is being done.
	Establishment of Regional Coconut Nurseries				The existing nurseries in the DSP Farm are maintained well. The target for nursery raising is being finalized.
	Expansion of Area under Coconut (ha)				
	Expansion of Area under Coconut with higher cost norms				
	<i>Integrated Farming for Productivity Improvement</i>				
	Laying out of demonstration plots (ha)				
	Organic manure units				
	Relplanting and Rejuvenation in old coconut gardens				
	TOTAL	0.00	1.37		

Sl. No.	State/Name of the Scheme	Financial		Physical	Remarks
		Target	Achievement	Target	
18	Nagaland				
	Establishment of Regional Coconut Nurseries				
	Aid to Private Nurseries - Coconut Seed Garden				
	Coconut nursery				
	Expansion of Area under Coconut (ha)				
	Expansion of Area under Coconut with higher cost norms				
	Integrated Farming for Productivity Improvement				
	Laying out of demonstration plots (ha)				
	Organic manure units				
	Relplanting and Rejuvenation in old coconut gardens				
	TOTAL	0.00	0.00		
19	Arunachal Pradesh				
	Expansion of Area under Coconut (ha)				
	Expansion of Area under Coconut with higher cost norms				
	Integrated Farming for Productivity Improvement				
	Laying out of demonstration plots (ha)				
	Organic manure units				
	TOTAL	0.00	0.00		

Sl. No.	State/Name of the Scheme	Financial		Physical	Remarks
		Target	Achievement	Target	
20	Meghalaya				
	Establishment of Regional Coconut Nurseries		0.00		
	Expansion of Area under Coconut (ha)				
	Expansion of Area under Coconut with higher cost norms				
	Integrated Farming for Productivity Improvement				
	Laying out of demonstration plots (ha)				
	Organic manure units				
	Relplanting and Rejuvenation in old coconut gardens				
	TOTAL	0.00	0.00		
	21	Mizoram			
	Aid to Private Nurseries - Coconut Seed Garden		0.00		
	Coconut nursery				
	Expansion of Area under Coconut (ha)				
	Expansion of Area under Coconut with higher cost norms				
	Integrated Farming for Productivity Improvement				
	Laying out of demonstration plots (ha)				
	Organic manure units				
	Relplanting and Rejuvenation in old coconut gardens				
	TOTAL	0.00	0.00		

Sl. No.	State/Name of the Scheme	Financial		Physical	Remarks
		Target	Achievement	Target	
22	Manipur				
	Expansion of Area under Coconut (ha)				
	Expansion of Area under Coconut with higher cost norms				
	<i>Integrated Farming for Productivity Improvement</i>				
	Laying out of demonstration plots (ha)				
	Organic manure units				
	Total	0.00	0.00	0.00	
	Grand Total	0.00	20.29		

Statewise Schemes		
DSP Farms	0.00	20.29
Regional Coconut Nursery	0.00	0.00
Coconut Seed Garden	0.00	0.00
Aid to Nursery	0.00	0.00
AEP	0.00	0.00
AEP with higher cost norms	0.00	0.00
Integrated Farming - LODP	0.00	0.00
Integrated Farming - OMU	0.00	0.00
Replanting & Rejuvenation	0.00	0.00
Total	0.00	20.29

Confidential
For Members only

Coconut Development Board
136th Meeting, 23rd March 2019

Subject No.4: Export and Import Data of Coconut Products

Export

Export of coconut products excluding coir products during the year 2018-19 (up to February 2019) was valued at Rs.1873.55 crores, which is 16.86% higher than that of the corresponding period of the last year. Major items of export are activated carbon, dried coconut and fresh coconut in terms of value. USA is the largest importer of coconut shell based activated carbon from India, followed by Japan and United Kingdom whereas Afghanistan is the largest importer of dried coconut followed by Pakistan and Iran. Three GCC Countries viz. UAE, Oman and Qatar are the major importers of fresh coconut from India. Contribution of activated carbon alone to the total export is 65.41% whereas dried coconut contributed 9.97%, in terms of value.

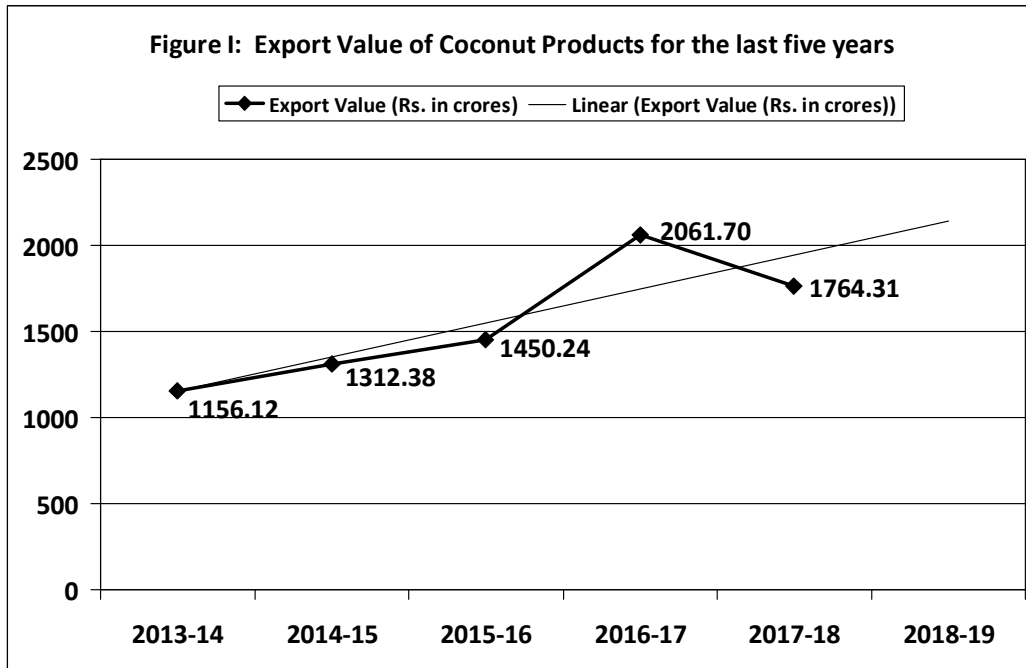
Over the last five years, when value of total export of India showed an increasing trend from Rs.19,05,011 crore in 2013-14, to Rs.19,55,541 crore in 2017-18 with a percentage increase of 2.65 as shown in **Table 1**, coconut and coir products recorded increase from Rs.2,632 crore in 2013-14, to Rs.4,296 crore in 2017-18, in terms of value, with a percentage increase of 63.22.

Table 1: Export Earnings			
Year	Total Exports (in crore)*	Coconut Exports including Coir (in crore)#	% Contribution of Coconut Sector to Total Exports
2013-14	19,05,011	2,632	0.14
2014-15	18,96,445	2,942	0.16
2015-16	17,16,378	3,351	0.20
2016-17	18,49,434	4,343	0.23
2017-18	19,55,541	4,296	0.22
Source: *Reserve Bank of India #Coconut Development Board & Coir Board			

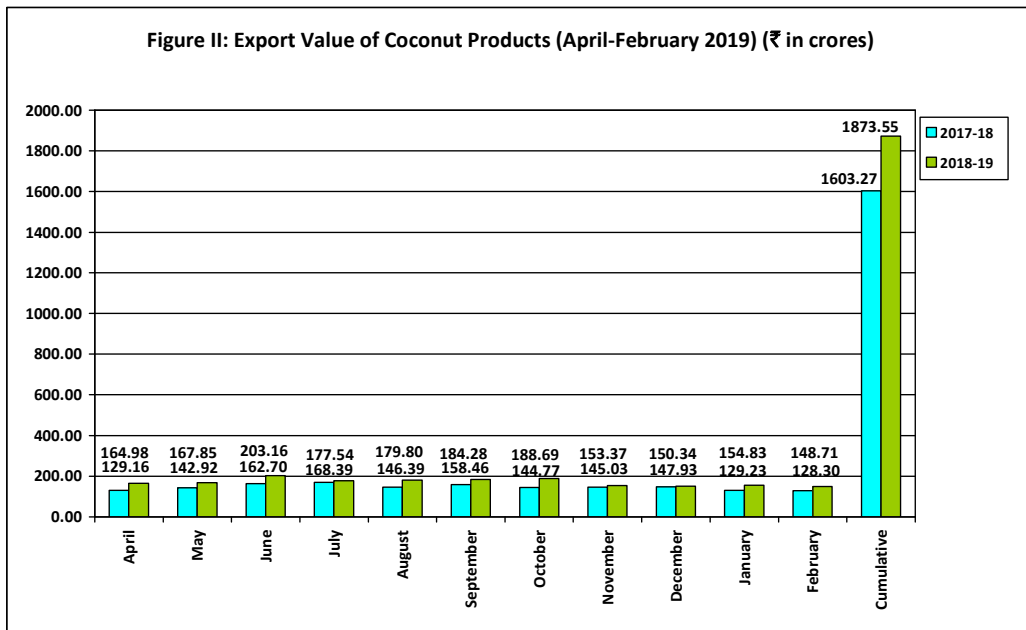
For the quinquennial period from 2013-14 to 2017-18, value of export of coconut and coconut products (except coir) increased from Rs.1156.12 crore to Rs.1764.31 crore with a percentage increase of 52.61 and an annual growth rate of 11.15 (**Table 2**).

Table 2: Export of Major Coconut Products from India in terms of value for the years from 2013-14 to 2017-18		
Year	Value (Rs. in crores)	Exchange rate of 1 US\$ in INR
2013-14	1156.12	60.43
2014-15	1312.38	61.14
2015-16	1450.24	65.47
2016-17	2061.70	67.07
2017-18	1764.31	64.46
CAGR	11.15	

Figure I shows the trend of the export of coconut products from 2013-14 to 2017-18. The trend line indicates increased export during 2018-19. Fresh endocarp and dried endocarp already registered 59.80% and 58.88% increase respectively during the period (April to February) of 2018-19 compared to the corresponding period of the previous year 2017-18 in terms of quantity. Coconut dried and other residues of coconut or copra already registered 29.95% and 19.48% increase respectively during the period (April to February) of 2018-19 compared to the corresponding period of the previous year 2017-18 in terms of quantity. Exported quantity of coconut oil and desiccated coconut decreased by 96.08% and 81.28% respectively over the corresponding period of previous year (April to February) mainly because of the high domestic demand prevailing for these products in the country.



Graphical representation of export of coconut and coconut products during the year 2018-19 (up to February 2019), in terms of value is given in **Figure II**.



**Performance in export of coconut and coconut products
during the year 2018-19 (from April 2018 to February 2019)
compared to corresponding period in 2017-18**

Table 3					
Sl. No.	Product	2017-18		2018-19	
		Quantity (in Tons)	Value (Rs. in crores)	Quantity (in Tons)	Value (Rs. in crores)
1.	Activated Carbon	84697.32	853.34	87779.41	1225.53
2.	Coconut Dried excluding DC and Endocarp	12115.44	145.34	15744.49	186.86
3.	Coconut Fresh excluding DC and Endocarp	35129.36	174.49	31387.37	161.10
4.	Coconut Oil (Refined oil and fractions)	6344.51	123.32	6222.66	125.09
5.	Others		306.78	-	174.97
	Total		1603.27		1873.55

Activated Carbon

Activated Carbon is the major item exported during the year 2018-19 (up to February 2019) and contributed 65.41% to the total value of export during the period under report. Export value of activated carbon recorded an increase of 43.62% over corresponding period of the previous year. USA is the major importer of shell based activated carbon from India, followed by Japan and United Kingdom. From the year 2015-16 export of activated carbon is steadily increasing in terms of both quantity and value.

Dry Coconut

Second major item of export during the year 2018-19 (up to February 2019) is dried coconut which contributed 9.97% of the total export value. Export value of dried coconut recorded an increase of 28.57% over corresponding period of the previous year. Dried coconut is exported in bulk mainly to Afghanistan and Pakistan followed by Iran.

Fresh Coconut

Next major item of export during the year 2018-19 (up to February 2019) is fresh coconut which contributed 8.60% of the total export value. Export value of fresh coconut recorded a decrease of 7.68% over corresponding period of the previous year. Fresh coconut is exported in bulk mainly to UAE and Oman followed by Qatar.

Coconut Oil (Refined)

Coconut oil (refined) contributed around 6.68% to the total export earnings and is mainly exported to UAE, Saudi Arabia and Vietnam. Export value of coconut oil recorded an increase of 1.43% over the previous year.

Item wise export details of all coconut products for the financial year 2018-19 (up to February 2019) is shown in **Annexure I**.

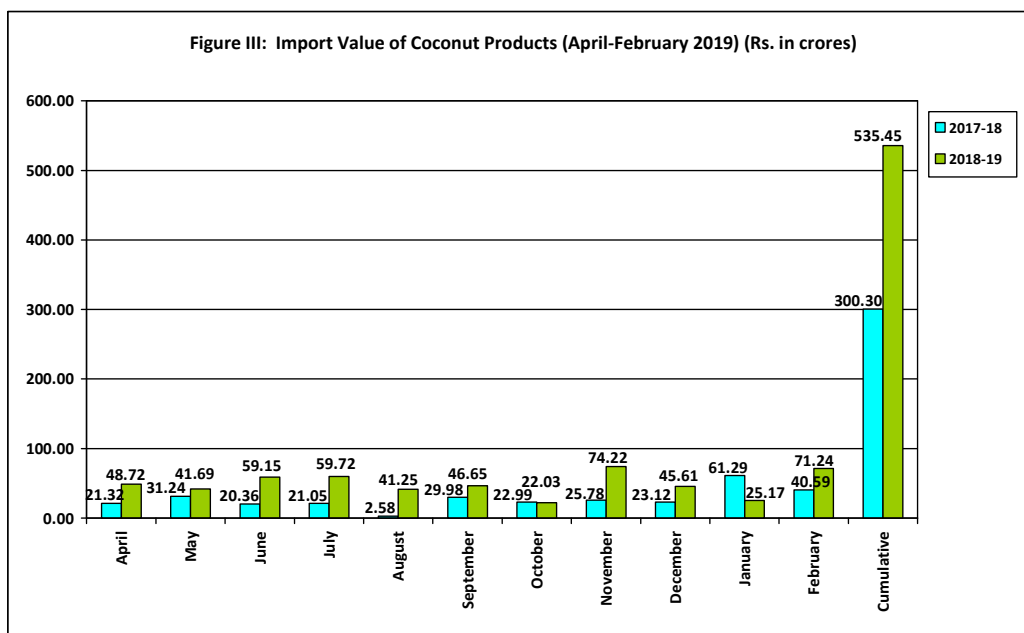
Import

During the year 2018-19 (up to February 2019), Import of coconut products excluding coir products was valued at Rs.535.45 crores, which is 78.30% higher than that of the corresponding period last year.

Import of major coconut products into India in terms of value for the years 2013-14 onwards

Table 4	
Year	Value (Rs. in crores)
2013-14	231.12
2014-15	264.54
2015-16	380.02
2016-17	270.59
2017-18	369.36
2018-19 (up to February 2019)	535.45

Graphical representation of import of coconut and coconut products during 2018-19, in terms of value is given in **Figure III**.

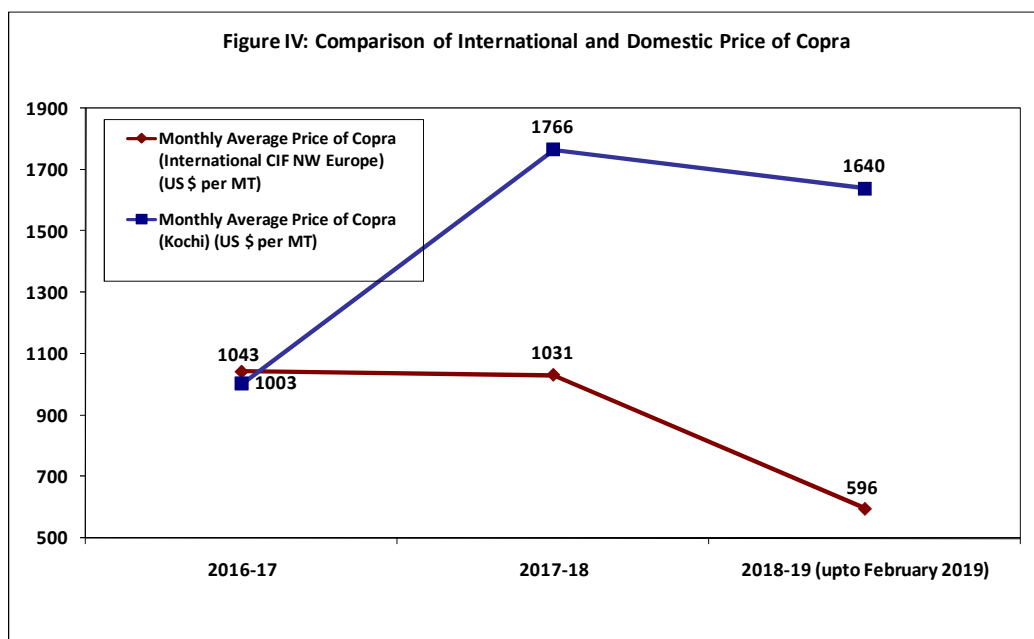


Performance in import of coconut and coconut products during the year 2018-19 compared to corresponding period in 2017-18

Table 5					
Sl. No.	Product	2017-18		2018-19	
		Quantity (in Tons)	Value (Rs. in crores)	Quantity (in Tons)	Value (Rs. in crores)
1.	Oil cake expeller variety	175270.50	251.86	200750.69	323.75
2.	Shell charcoal	1370.00	4.73	21584.00	78.15
3.	Copra	2794.02	25.71	10699.40	73.89
4.	Desiccated coconut	265.31	2.62	3464.46	33.25
5.	Others		15.38		26.41
	Total		300.30		535.45

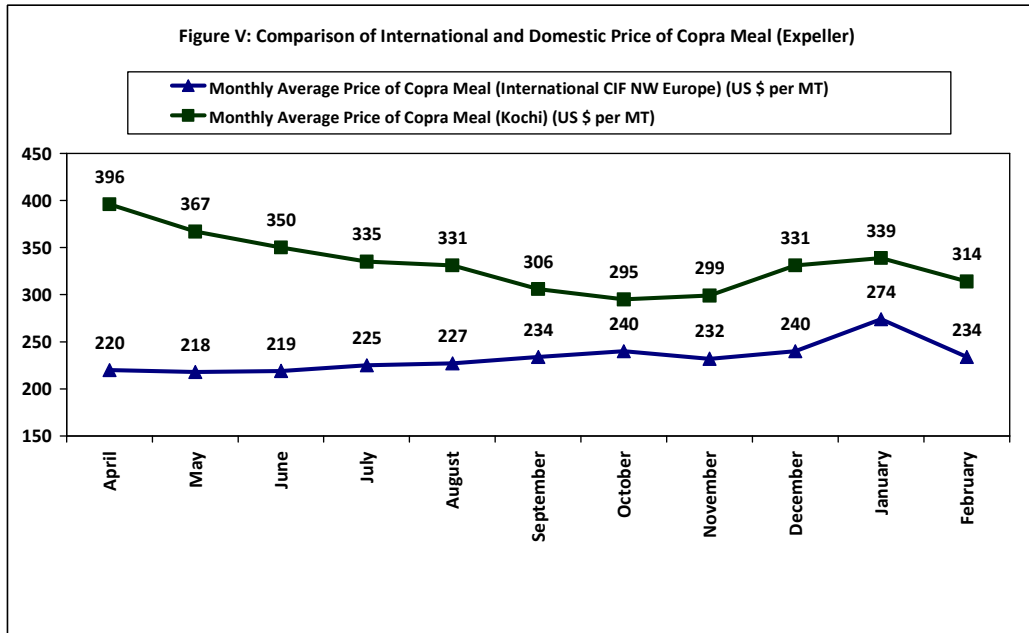
The major items of import are oil cake followed by shell charcoal and copra in terms of value. Oil cake alone recorded 60.46% and shell charcoal recorded 14.60% of the total coconut products imported during the year in terms of value because domestic price was ruling much higher than international price from April to February. Copra import was under advance authorization scheme, whereby the imported products are exported after value addition. It is evident from the below table that the domestic copra price during the year 2017-18 and 2018-19 have been ruling over the international price. The average domestic price of copra was much higher than the international price during the period from April to March 2019.

Table 6: Monthly Average Price of Copra (US \$ per MT)						
	2016-17		2017-18		2018-19	
Month	Philippines/ Indonesia, CIF Europe	India (Kochi, Kerala)	Philippines/ Indonesia, CIF Europe	India (Kochi, Kerala)	Philippines/ Indonesia, CIF Europe	India (Kochi, Kerala)
April	1045	869	1044	1392	756	2005
May	963	828	1113	1355	692	1934
June	970	796	1119	1347	581	1797
July	988	781	1509	1440	614	1730
August	1025	911	1062	1598	613	1641
September	1026	950	1015	1787	598	1470
October	964	960	989	1792	558	1314
November	1029	1013	1038	2025	511	1284
December	1120	1083	960	2241	535	1486
January	1225	1209	942	2203	520	1738
February	1146	1342	835	2105	478	1609
March	1016	1295	745	1901	451	1503
Average	1043	1003	1031	1766	576	1626



Shell charcoal is the raw material for shell based activated carbon which is the largest exported coconut product from the country. Increase in import of oil cake is mainly attributed to lower international price compared to the domestic market which is evident from **Table 7** and is mainly used for manufacturing cattle feed. Indonesia and Philippines are the largest exporters of copra expeller cake to India.

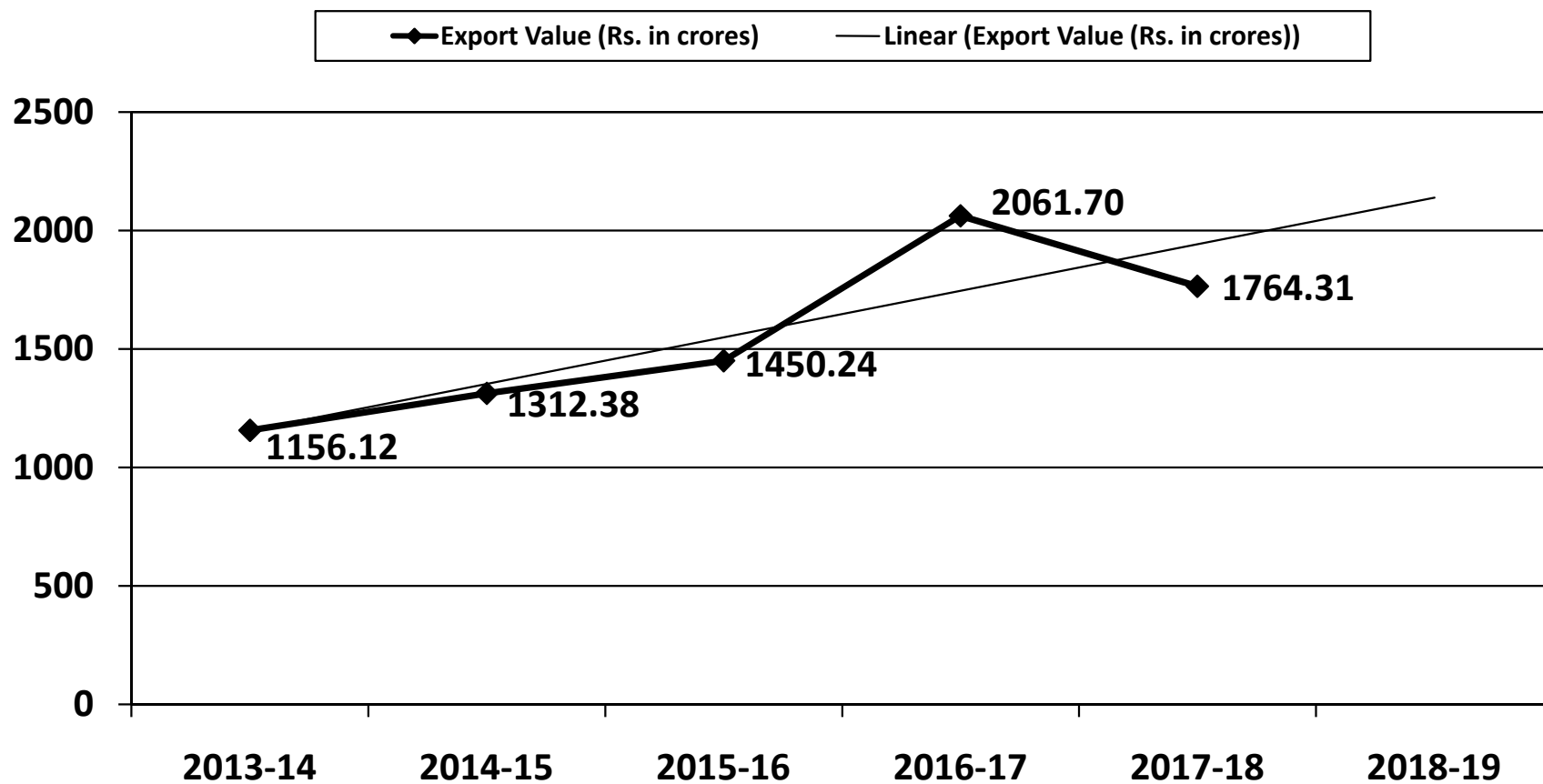
Table 7		
Monthly Average Price of Copra Meal (Us \$ per MT) – 2018-19		
Month	International Price	India (Kochi, Kerala)
April	220	396
May	218	367
June	219	350
July	225	335
August	227	331
September	234	306
October	240	295
November	232	299
December	240	331
January	274	339
February	234	314
Average	233	333



Item wise import details of all coconut products for the financial year 2018-19 is shown in **Annexure II**.

Secretary

Figure I: Export Value of Coconut Products for the last five years



Confidential
For Members only

Coconut Development Board
136th Meeting, 23rd June 2019

Subject No.5: Draft Annual Report of the Coconut Development Board for the year 2018-19

The Draft Annual Report of the Coconut Development Board for the year 2018-19 is placed for consideration and approval. The Board may approve the Annual Report.

Secretary

DRAFT ANNUAL REPORT 2018-2019



COCONUT DEVELOPMENT BOARD
(Ministry of Agriculture & Farmers Welfare, Government of India)
Kera Bhavan, Kochi - 682 011

Contents

	<u>Pages</u>
1. Board - Constitution, Functions and Organisational Structure	130 - 140
2. Development Activities (2018-19) - An Overview	141 - 145
3. Production and Productivity Improvement Programmes	146 - 189
4. Market Promotion and Statistics	190 - 255
5. Publicity, Extension Activities and Information Technology	256 - 278
6. Technology Mission on Coconut	279 - 302
7. Progressive Use of Hindi	303 - 311
Annexures	312 - 327

1. BOARD - CONSTITUTION, FUNCTIONS AND ORGANIZATIONAL STRUCTURE

Constitution of the Board

1.1 The Coconut Development Board came into existence on 12th January 1981 with the mandate of looking after the integrated development of coconut culture and industry. The Board has 24 Members consisting of the Chairman, three Ex-officio Members (viz. Horticulture Commissioner, Government of India, Director, Central Plantation Crops Research Institute and Chairman, Coir Board); three Members of Parliament two from Lok Sabha and one from Rajya Sabha; one Member each from the Central Ministries dealing with Revenue and Civil Supplies; one Member each representing the Government of the States of Kerala, Tamilnadu and Karnataka; five Members to represent the State Governments of Andhra Pradesh, Assam, Maharashtra, Odisha, Goa, West Bengal and Union Territories of Andaman & Nicobar Islands, Daman & Diu, Lakshadweep and Puducherry (by rotation); two representatives of the coconut growers from Kerala; one representative each of the coconut growers from Tamilnadu and Karnataka; one Member representing the coconut processing industry and two Members representing the other interests connected with coconut industry.

1.2 The term of appointment of the Board Members is three years except that of the ex-officio Members.

Functions of the Board

1.3 The following are the main functions of the Board:

- (i) Adopting measures for the development of coconut industry so that farmers, particularly small farmers, may become participants in and beneficiaries of the development and growth of coconut industry.
- (ii) Recommending measures for improving the marketing of coconut and its products in India.

- (iii) Imparting technical advice to any person who is engaged in the cultivation of coconut or the processing or the marketing of coconut and its products.
- (iv) Providing financial or other assistance for the development of high yielding coconut hybrids, adoption of improved methods of cultivation of coconut, modern technology for processing of coconut and expansion of area under coconut cultivation (including replanting) with a view to improve the growth of coconut industry.
- (v) Adopting such measures as may be practicable for assisting coconut growers to get incentive prices including recommending as and when necessary, minimum and maximum prices for coconut and its products.
- (vi) Recommending measures for regulating import and export of coconut and its products.
- (vii) Collecting statistics from growers of coconut, dealers in coconut, manufacturers of coconut products and such other persons and institutions as may be prescribed, on any matter relating to coconut industry and publishing the statistics so collected or portions or extracts therefrom.
- (viii) Fixing grades, specifications and standards for coconut and its products.
- (ix) Financing suitable schemes in consultation with the Central Government and the Governments of the States where coconut is grown on a large scale so as to increase the production of coconut and to improve its quality and yield and for this purpose evolving schemes for award of prizes or grant of incentives to growers of coconut and the manufacturers of its products and for providing marketing facilities for coconut and its products.
- (x) Assisting, encouraging, promoting or financing agricultural, technological, industrial or economic research on coconut and its products in such manner as the Board may deem fit by making use of available institutions.
- (xi) Undertaking such publicity and publishing such periodicals, books or bulletins, on the research and development of coconut and its products, as may be found necessary.

- (xii) Setting up of Regional Offices and other agencies for the promotion and development of production, grading and marketing of coconut and its products in coconut growing States and Union Territories for the efficient discharge of the functions and objectives of the Board.
- (xiii) Such other measures as may have regard to the purposes of the Coconut Development Board Act, 1979, be prescribed by the Central Government in consultation with the Governments of the States where coconut is grown on a large scale.

1.4 Dr. B.N. Srinivasa Murthy, Horticulture Commissioner, Government of India continued to hold the additional charge of the post of Chairman, Coconut Development Board up to 7.08.2018. Dr. Raju Narayana Swamy IAS took over as full time Chairman on 8.08.2018 and he had been repatriated to his parent department by the Government of India on 7.03.2019. Smt. V. Usha Rani IAS, Director General, National Institute of Agricultural Extension Management, Hyderabad was given additional charge of the post of Chairman and she continued to hold the charge of the post during the period under report.

1.5 Shri Saradindu Das, Chief Coconut Development Officer continued in the post during the period under report.

1.6 Shri R. Madhu, Secretary continued in the post during the period under report.

1.7 As on 31.03.2019 the following positions of the Members of the Board were vacant:

- (i) One Member to represent the Ministry of Central Government dealing with Revenue.
- (ii) One Member to represent the Ministry of Central Government dealing with Civil Supplies and Cooperation.
- (iii) Two Members, one each to represent the Governments of the States of Kerala, and Karnataka.
- (iv) Four Members to represent other State Governments by rotation in the alphabetical order.

Board Meetings

1.8 During the period under report, three Board Meetings were held i.e. 133rd Meeting on 29.06.2018 at Bengaluru, 134th Meeting on 25.10.2018 at Bhubaneswar and 135th Meeting on 30.01.2019 at Chennai respectively.

Functional Committees

1.9 The Functional Committees, viz. (1) Executive Committee (2) Research and Development Committee (3) Processing and Marketing Committee and (4) Publicity Committee were reconstituted in pursuance of clause 3 of the Coconut Development Board Regulations, 1982 in the 135th Meeting of the Board held on 30.01.2019 at Chennai.

1.10 During the period under report two Meetings of the Functional Committees were held as detailed below:

- (i) 23rd Meeting of the Processing and Marketing Committee on 29.06.2018.
- (ii) 27th Meeting of the Publicity Committee on 29.06.2018.

1.11 The list of Members of the Board and that of the Functional Committees are given in **Annexure I to V**.

Organizational Structure

1.12 To implement various projects of the Board and to coordinate and monitor the developmental programmes on coconut in different regions, Coconut Development Board has established Regional Offices, State Centres and Demonstration-cum-Seed Production (DSP) Farms in different parts of the country. During the period under report four Regional Offices, five State Centres and ten DSP Farms were functioning in different parts of the country. The Market Development cum Information Centre at Delhi and the Field Office at Thiruvananthapuram continued to function during the period under report. The Organizational Chart of the Board is given in **Annexure VI**.

Regional Offices

1.13 The Regional Offices of the Coconut Development Board continued to function from Bengaluru in Karnataka, Guwahati in Assam, Chennai in Tamilnadu and Patna in Bihar during the period under report.

(i) Regional Office, Bengaluru

1.14 The Regional Office, Bengaluru, which has been established in 1982-83, looks after the activities of the Board in the States of Karnataka and Goa in coordination with the Department of Horticulture in Karnataka and Department of Agriculture in Goa besides directly implementing the following Schemes:

- (a) Aid to Registered/Approved/Private Coconut Nurseries and Seed Gardens.
- (b) Integrated Farming for Productivity Improvement: The Regional Office is directly implementing the “Laying out of Demonstration Plots” on a cluster basis in selected locations in Karnataka. Each cluster is a compact area of not less than 25 hectare.
- (c) Expansion of Area under Coconut in the States of Karnataka and Goa.
- (d) In addition to the above, a Parasite Breeding Laboratory has also been set up in the Regional Office to combat the menace of coconut leaf eating caterpillar in the State under the Technology Mission on Coconut (TMOC). Similarly, a Quality Testing Laboratory (QTL) attached to the Regional Office has also been functioning under TMOC.

1.15 The quarterly Journal “Bharatiya Thengu Patrika” in Kannada is being published regularly from Regional Office Bangalore in addition to book-lets and leaf lets on scientific coconut cultivation, guidelines on the implementation of various schemes of the Board and various aspects on product diversification and by-product utilization of coconut in regional language. Under Market intelligence, the Regional Office, regularly collects statistics from coconut growers, dealers in coconut, manufacturers of coconut products, Agricultural Produce Market Committees of the respective states and institutions who are dealing with the marketing of coconut products industry, compile the data and publishing the statistics so collected in the Board’s publications.

1.16 The State Centre at Thane (Maharashtra) and DSP Farms at Mandya (Karnataka) and Palghar (Maharashtra) are functioning under the administrative control of this Regional Office, Bengaluru. The Regional Office regularly undertakes extension and market promotional activities by participating in exhibitions,

conducting seminars and workshops on various aspects of coconut cultivation and industry in the various States under its jurisdiction. It also imparts technical guidance and advice to the farmers and others connected with coconut industry.

(ii) Regional Office, Guwahati

1.17 As per the orders of the Department of Agriculture, Cooperation & Farmers Welfare, Government of India vide Order No.4-46/2006-Hort.II dated 22.07.2008 the Regional Office, Patna was restructured and converted into a State Centre and the Regional Office of the Board for North and North-East started functioning from the Board's State Centre office at Guwahati from 6.03.2009.

1.18 The State Centres located at Kolkata (West Bengal) and Pitapally (Odisha) are functioning under the administrative control of this Regional Office.

1.19 The Demonstration cum Seed Production Farms located at Abhayapuri (Assam), Pitapally (Odisha) and Hichachara (Tripura) are also functioning under the control of this Regional Office. In addition to monitoring the activities of the State Centres, Regional Office Guwahati is also directly implementing the Board's schemes in Assam and also in other States in the North-Eastern region where the Board does not have any State Centres. Regional Office Guwahati is also regularly participating in various exhibitions, melas, fairs, seminars, etc. in the State of Assam and also imparts technical guidance and advice to the farmers and others connected with coconut industry.

1.20 A Training Centre for coconut based convenience foods was set up in the Regional Office, Guwahati under the Technology Mission on Coconut. During the period under report the Centre imparted training to 97 individuals in ten batches.

(iii) Regional Office, Chennai

1.21 The Regional Office, Chennai which established in 1995-96 is looking after the integrated development of coconut in the State of Tamilnadu and Union Territories of Puducherry and Andaman & Nicobar Islands. The State Centres at Vijayawada (Telangana) and Port Blair (A&N Islands) and the DSP Farms at Vegiwada (Andhra Pradesh) and Dhali (Tamilnadu) function under the administrative control of this

Regional Office. The Regional Office is directly implementing the following Schemes in Tamilnadu apart from coordinating the implementation of the CDB Schemes through the Department of Agriculture/ Horticulture in the respective States/Union Territories:

- (a) Aid to Registered/Approved/Private Coconut Nurseries and Seed Gardens.
- (b) Laying out of Demonstration Plots on a cluster basis in selected locations in Tamilnadu. Each cluster is a compact area of not less than 25 hectare.

1.22 The Regional Office is directly implementing the scheme, 'Expansion of Area under Coconut' in Tamilnadu and Union Territory of Puducherry with the assistance of the State Governments concerned.

(iv) Regional Office, Patna

1.23 The Regional Office, Patna was initially established during the year 1985-86. As per the orders of the Department of Agriculture, Cooperation & Farmers Welfare, Government of India vide Order No.4-46/2006-Hort.II dated 22.07.2008 the Regional Office, Patna was restructured and converted into a State Centre and the Regional Office of the Board for North and North-East started functioning from the Board's State Centre office at Guwahati from 6.03.2009. Thereafter, the Department of Agriculture, Cooperation & Farmers Welfare, Government of India, vide Office Memo No.4-10/2014-Hort.II dated 13.08.2014, constituted a Central Team under the Chairmanship of Dr. S.K. Malhotra, former Horticulture Commissioner, Government of India to explore the possibilities of reopening the Regional Office of the Board in Patna, Bihar and the Team submitted its report on 1.09.2014. As recommended by the Central Team, the Department of Agriculture, Cooperation & Farmers Welfare, Government of India vide letter No.4-10/2014-Hort.II dated 4.05.2016, the State Centre office of the Board at Patna was converted into Regional Office with Deputy Director as the head of office and the existing staff. The Regional Office, Patna is looking after the implementation of the Board's programmes in the States of Bihar, Jharkhand and Chhattisgarh.

1.24 The Demonstration cum Seed Production Farms located in Madhepura (Bihar) and Kondagaon (Chhattisgarh) are also functioning under the control of this Regional Office.

State Centres

1.25 The Board has set up its State Centres in major coconut growing traditional/non-traditional States for the effective implementation and monitoring of its schemes besides looking after the post harvest management and marketing issues. These State Centres are located at:

- (i) Vijayawada in Andhra Pradesh
- (ii) Kolkata in West Bengal
- (iii) Pitapally in Odisha
- (iv) Port Blair in Andaman & Nicobar Islands
- (v) Thane in Maharashtra

1.26 The State Centres look after the implementation of the Board's Schemes in the States where these offices are located. They also closely monitor the Board's Schemes implemented by the respective State Governments and keep close liaison with the State Agriculture/Horticulture Departments. The State Centres are regularly participating in exhibitions, fairs, melas and seminars and also impart technical guidance and advice to the farmers and others connected with coconut industry. The State Centres also regularly collect market intelligence reports and prices of various coconut products and send them periodically to the Headquarters for its compilation/publication.

1.27 The State Centres in Andhra Pradesh, Maharashtra, Odisha and West Bengal are directly implementing the scheme "Laying out of Demonstration Plots" in the respective States to educate scientific management of coconut gardens to improve the production and productivity of coconut and demonstrate the coconut based farming systems to increase the income from the unit area. The scheme is implemented on a farmer participatory mode in compact areas of economically viable sizes.

Market Development cum Information Centre, Delhi

1.28 The Market Development cum Information Centre in Delhi was set up with a view to undertake market intelligence and market promotional activities and thereby improve the consumption and utilization of coconut and coconut products in the North and North-West region of the country. The Centre also keeps close liaison with various Ministries to expedite policy matters and other works in connection with implementation and monitoring of Board's activities. The centre regularly undertakes market development activities, surveys and Market Information Service in these Regions besides participating in Exhibitions, Melas, Seminars, etc. and also collects various statistics on coconut and coconut products from important markets in Delhi.

Demonstration cum Seed Production (DSP) Farms

1.29 Demonstration-cum-Seed Production (DSP) Farms were established in different parts of the country with the objective of demonstrating the scientific cultivation of coconut to the farmers and also to produce quality planting material. At present the Board has ten DSP Farms located at:

- (i) Abhayapuri (Assam)
- (ii) Kondagaon (Chhattisgarh)
- (iii) Madhepura (Bihar)
- (iv) Mandya (Karnataka)
- (v) Neriampalam (Kerala)
- (vi) Pitapally (Odisha)
- (vii) Vegiwada (Andhra Pradesh)
- (viii) Palghar (Maharashtra)
- (ix) Dhali (Tamilnadu)
- (x) Hichachara (Tripura)
- (xi) Fulia (West Bengal)

1.30 Details about the functioning and performance of these DSP Farms are given in **Chapter 3**.

Field Office, Thiruvananthapuram

1.31 The Field Office at Thiruvananthapuram was set up with a view to have constant liaison with the Government of Kerala for the successful implementation of the Board's schemes in the State with particular emphasis to the pilot scheme "Replanting and Rejuvenation of Coconut Gardens" sanctioned by the Government of India for implementation in the districts of Thiruvananthapuram, Kollam and Thrissur. The centre also conducts the training programmes of 'Friends of Coconut Tree' and formation of Coconut Producers Societies in the district.

Internal Audit

1.32 An Internal Audit wing is functioning in the Board with an Audit Officer for regular internal auditing of the Board, particularly the field units i.e. Regional Offices, Bengaluru, Guwahati, Chennai, Patna and all the State Centers, all DSP Farms and other Centres.

Engagement of apprentices in the Board as per the Apprentices Act, 1961

1.33 In terms of the Apprentices Act, 1961, thirteen trade apprentices underwent apprenticeship training in Coconut Development Board, Headquarters, Kochi and DSP Farm, Neriambangalam during the year under report. The apprenticeship training was given in the trades of Programming and Systems Administration Assistant (PASAA), Stenographer (English) and Horticulture Assistant. Out of the 13 apprentices, 4 apprentices completed their apprenticeship training during 2018-19.

1.34 Coconut Development Board thus played an active role in the Skill Development Initiatives of Government of India in spite of limited facilities available for the apprenticeship training.

Complaints received by the Internal Complaints Committee constituted in terms of the Sexual Harassment of Women at Workplace (Prevention, Prohibition and Redressal) Act, 2013

1.35 Internal Complaints Committees have been constituted in the Board's Headquarters, Kochi, Regional Office, Bengaluru and Chennai, and State Centre and

DSP Farm, Pitapally in terms of the Sexual Harassment of Women at Workplace (Prevention, Prohibition and Redressal) Act, 2013.

1.36 The above Internal Complaints Committees did not receive any complaint of sexual harassment during the year under report.

1.37 As far as other offices of the Board are concerned, these offices do not have sufficient number of staff to constitute the Internal Complaints Committee. Hence, complaints if any, received from woman employees of such offices will be attended by the Local Complaints Committee constituted in the District concerned under Section 6 of the Act. However, no complaint of sexual harassment was received from these offices during the year 2018-19.

2. DEVELOPMENT ACTIVITIES (2018-19) - AN OVER VIEW

2.1 An amount of ₹19577.34 lakh was utilized by the Board for implementation of various schemes during the period under report. Additional fund of ₹8200 lakh received from the Government of India to mitigate the losses caused to coconut sector due to Gaja Cyclone in Tamilnadu under special package was also released. In addition to this, an expenditure of ₹117.50 lakh was incurred for meeting the recurring operational expenditure, commercial coconut nursery expenses of the 11 DSP Farms, which was met from the accumulated receipts of the Board.

2.2 The following programmes were implemented by the Board during the period under report:

A. Normal Schemes

A1. Production and Distribution of Quality Planting Material

- a) Establishment of Demonstration-cum-Seed Production (DSP) Farms
- b) Establishment of Regional Coconut Nurseries
- c) Establishment of Nucleus Coconut Seed Garden
- d) Establishment of Small Coconut Nursery

A2. Expansion of Area under Coconut

A3. Integrated Farming for Productivity Improvement

- a) Laying out of Demonstration Plots
- b) Organic Manure Units

A4. Technology Demonstration and Quality Testing Lab

A5. Marketing, Market Intelligence Services, Statistics and strengthening of Export Promotion Council (EPC)

A6. Publicity, Extension Activities and Information Technology

A7. Technical Service and Project Management

B. Technology Mission on Coconut

C. Replanting and Rejuvenation of old Coconut Gardens

D. Coconut Palm Insurance Scheme

E. Kera Suraksha Insurance Scheme

F. Establishment of Centre of Excellence in Coconut

2.3 The highlights of the achievements during the period under report are:

- A total financial assistance of ₹12346.13 lakh has been extended to the States of Tamilnadu, Andhra Pradesh, Karnataka and Kerala to mitigate the losses caused to the coconut sector due to natural calamities including a special package of ₹9200.16 lakh related to Gaja cyclone hit Tamilnadu during the year 2018-19.
- Under the scheme ‘Laying out of Demonstration Plots (LoDP)’, the efficacy of scientific management of coconut palms and coconut based farming systems was demonstrated in new area of 13173.54 hectares and maintenance area of 26734.54 hectares by extending financial assistance of ₹6341.97 lakh.
- Under LoDP, 2984.96 hectares new area and maintenance area of 25219.22 hectares was implemented directly by the Board on cluster basis with farmer participation benefiting small and marginal farmers in the States of Kerala, Karnataka, Tamilnadu, Andhra Pradesh, Odisha, Maharashtra, West Bengal, Gujarat, Chhattisgarh and Assam.
- The LoDP direct implementation both 1st and 2nd year programme of the Board in eight States of Kerala, Karnataka, Tamilnadu, Andhra Pradesh, Odisha, West Bengal, Gujarat and Assam was mainly facilitated by Farmer Producer Organizations (FPOs) in coconut viz. Coconut Producer Societies (CPSs)/ Coconut Producer Federations (CPFs) registered with the Board. Out of 777 clusters involved in the programme, 762 were CPSs/ CPFs from these States.
- LoDP programme was also implemented through the State Agriculture/ Horticulture Departments of the States of Kerala, Karnataka, Tamilnadu, Andhra Pradesh, Telangana, Odisha, Maharashtra, West Bengal, Goa, Gujarat, Chhattisgarh, Assam, Tripura, Nagaland, Arunachal Pradesh, Meghalaya, Mizoram and Manipur and Union Territories of Andaman & Nicobar Islands, Puducherry and Lakshadweep covering 10188.58 hectares of new area and maintenance area of 1515.32 hectares with total financial assistance of ₹2045.59 lakh.

- During the year, with financial support of ₹65.04 lakh, the Board has assisted establishment of 172 Organic Manure Units (87 directly by the Board and 85 through State Governments) with an annual production potential of about 9000 MT organic manure.
- Under the scheme 'Area Expansion Programme', an area of 2189.76 hectare was additionally brought under coconut cultivation by extending financial assistance of ₹163.17 lakh benefiting 3685 farmers.
- Financial assistance of ₹116.80 lakh was provided under the scheme 'Establishment of Regional Coconut Nurseries (RCN)' for production of 7.30 lakh quality planting material by strengthening the departmental nurseries of various States, which in turn will cater to the requirement of new planting of coconut to an estimated area of about 4500 hectares.
- Three elite seed gardens and 7 coconut nurseries were newly established under private sector with the financial assistance of ₹24.55 lakh from the Board. On attaining the stabilized yield the seed gardens will become a permanent and reliable source of seednuts.
- In the Board's DSP Farms a total of 288249 seedlings was raised and 772089 seednuts sown during the year. A total revenue of ₹285.01 lakh was realized from the coconut seedlings and other farm produces from the 11 DSP Farms of the Board.
- As part of Krishi Kalyan Abhiyan under the Aspirational Districts Programme, a total of 83000 coconut seedlings were distributed to 16600 landed families (@ 5 seedlings each) in 18 Aspirational Districts in 9 States. A total expenditure of ₹45.73 lakh was incurred by the Board under the programme which included organizing Field Days also.
- Expert Committees constituted to visit the DSP Farms of the Board, study the problems and suggest wholesome recommendations for overall development of Farms have submitted the reports.

2.4 A summary of the budget allocation and expenditure during 2018-19 is given in **Table 1**. The State wise and Scheme wise physical and financial target and achievements are given in **Annexure VII**.

Table 1: Budget Allocation and Expenditure on Board's Schemes during the year 2018-19										
S. No.	Scheme	Allocation (2018-19)				Revised Allocation	Achievement (2018-19)			
		Total	SCSP	TSP	GEN	Total	Total	SCSP	TSP	GEN
		(₹ in lakhs)								
1	Production and Distribution of Quality Planting Material									
(a)	Demonstration-cum-Seed Production (DSP) Farms	300.00		79.00	221.00	300.00	212.93			212.93
(b)	Establishment of Regional Coconut Nurseries	240.00		11.36	228.64	240.00	289.31		3.20	286.11
(d)	Establishment of Nucleus Coconut Seed Garden	28.50		6.00	22.50	28.50	16.50			16.50
(e)	Establishment of Small Coconut Nursery	14.06	1.00	1.00	12.06	14.06	8.05			8.05
	Sub Total	582.56	1.00	97.36	484.20	582.56	526.79		3.20	523.59
2	Expansion of Area under Coconut	456.04	94.14	219.16	142.74	456.04	163.17	9.38	22.89	130.90
3	Integrated Farming for Productivity Improvement									
(a)	Laying out of Demonstration Plots	6934.70	1558.63	685.05	4691.02		6222.87	1047.34	358.30	4817.23
(b)	Organic Manure Units	104.80	45.60	13.60	45.60		65.44	13.27	18.80	33.37
	Sub Total	7039.50	1604.23	698.65	4736.62	6804.50	6288.31	1060.61	377.10	4850.60
4	Technology Demonstration/Quality Testing Lab	60.67			60.67	60.67	51.59			51.59

S. No.	Scheme	Allocation (2018-19)				Revised Allocation	Achievement (2018-19)			
		Total	SCSP	TSP	GEN	Total	Total	SCSP	TSP	GEN
		(₹ in lakhs)								
5	Marketing, Market Intelligence Services, Statistics and strengthening of Export Promotion Council (EPC)	400.00	34.00	16.00	350.00	100.00	44.23			44.23
6	Publicity, Extension Activities and Information Technology	1000.00	34.00	16.00	950.00	735.00	728.12	0.10	0.05	727.98
7	Technical Services and Project Management including Infrastructure & Administration	3700.00			3700.00	3700.00	3360.77		343.67	3017.10
8	Technology Mission on Coconut	1700.00	68.00	32.00	1600.00	500.00	535.64		38.98	496.66
9	Replanting and Rejuvenation of old Coconut Garden	3951.23	1323.22	407.42	2220.58	5951.23	6779.11	2585.58	654.28	3539.24
10	Coconut Palm Insurance Scheme	105.00	45.11	13.37	46.52	105.00	95.54	41.72	10.45	43.38
11	Kera Suraksha Insurance Scheme	5.00	0.08	0.04	4.87	5.00	3.90			3.90
12	Establishment of Centre of Excellence in Coconut	300.00			300.00	300.00	0.00			
	Special Gaja - Tamilnadu					8200.00	1000.16	85.01	106.52	808.63
	TOTAL	19300.00	3203.80	1500.00	14596.20	27500.00	19577.34	3782.40	1557.14	14237.80
	Special Gaja - Tamilnadu (Additional)						8200.00	1527.20	791.20	5881.60
	GRAND TOTAL						27777.34	5309.60	2348.34	20119.40

3. PRODUCTION AND PRODUCTIVITY IMPROVEMENT PROGRAMMES

1. Production and Distribution of Quality Planting Material

A. Demonstration-cum-Seed Production Farms for Coconut

3.1 The Board is maintaining eleven Demonstration-cum-Seed Production (DSP) Farms with the objective of producing quality coconut seedlings of Tall, Dwarf and Hybrid of different parental combinations suited for different agro-climatic conditions. These Farms also serve as demonstration centres for scientific coconut cultivation. The 20 ha DSP Farm at Mandya (Karnataka) is the first Farm established by the Board. The other Farms are established at Abhayapuri (Assam), Madhepura (Bihar), Kondagaon (Chhattisgarh), Neriamaangalam (Kerala), Vegiwada (Andhra Pradesh), Pitapally (Odisha), Palghar (Maharashtra), Dhali (Tamilnadu), Hichachara (Tripura) and Fulia (West Bengal) during different periods up to 2018. The basic details of the DSP Farms are shown below:

State	Location	Area (Ha)	Year of establishment	No. of yielding palms (Nos.)
Karnataka	Mandya	20	1982	3200
Assam	Abhayapuri	40	1987	2570
Bihar	Madhepura	40	1987	3049
Chhattisgarh	Kondagaon	40	1988	4028
Kerala	Neriamaangalam	20	1991	1207
Andhra Pradesh	Vegiwada	40	1998	3335
Odisha	Pitapally	40	1999	2973
Maharashtra	Palghar	40	2013	551
Tamilnadu	Dhali	40	2014	-
Tripura	Hichachara	22	2016	-
West Bengal	Fulia	20	2018	-
Total		362		20913

3.2 As per EFC approved programme, the expenditure on DSP Farms shall be fully supported from the budget of the Board up to ₹27.00 lakh for maintenance of each DSP Farm. Expenditure incurred over and above the budgetary limit is met from the Receipts of the Board.

3.3 For proper monitoring of the Farms, performance indicators have been fixed for various activities. The targets fixed under the various components vis-à-vis the achievements are shown in **Table 2**. The total expenditure incurred under the DSP Farms of the Board during the year under report was ₹330.43 lakh of which ₹212.93 lakh was met from the budget and ₹117.50 lakh was met from receipts of the Board.

3.4 The Governments of West Bengal and Gujarat were being pursued for allocation of land for establishment of one DSP Farm each in the respective States. The Government of West Bengal has allocated 50 acres of land within District Seed Farm, Fulia, Nadia District, West Bengal for establishment of new DSP Farm by the Board, for a period of 33 years. Handing over and taking up of land was done during May 2018. The developmental activities have been initiated by formal taking over of the land during 2018-19.

Table 2

CONSOLIDATED ACHIEVEMENTS OF DSP FARMS FOR THE YEAR 2018-19							
Sl. No.	Particulars	Mandya		Abhayapuri		Madhepura	
		Target	Achvt.	Target	Achvt.	Target	Achvt.
1	Harvesting of coconut (Nos.)	250000	181321	100000	98995	48000	5954
2	Emasculation (No. of inflorescences)	3000	5295	1000	0	0	0
3	Production of hybrid coconut (Nos.)	25000	9227	1000	263	0	0
4	Production of vermi compost (MT)	100.00	21.50	100.00	29.70	100.00	0.00
5	Commercial Nursery						
(a)	Sowing of own seednuts (Nos.)	150000	81504	25000	27863	0	0
(b)	Sowing of procured seednuts (Nos.)	0	0	100000	68534	32000	17000
	Total	150000	81504	125000	96397	32000	17000
6	Production of seedlings (Nos.)	90000	53737	39000	30785	15000	0
7	Receipts from intercrops (₹ in lakhs)	5.00	4.75	4.57	2.71	4.00	1.14
8	Total Receipts (₹ in lakhs)	100.00	53.11	45.44	25.86	19.00	10.73
9	Expenditure from Grant (₹ in lakhs)	27.00	27.00	27.00	16.43	27.00	6.35
10	Expenditure from Receipts (₹ in lakhs)	16.86	37.87	0	0	0.44	0
	Total Expenditure (₹ in lakhs)	43.86	64.87	27.00	16.43	27.44	6.35

Table 2 (contd.....)

CONSOLIDATED ACHIEVEMENTS OF DSP FARMS FOR THE YEAR 2018-19							
Sl. No.	Particulars	Kondagaon		Neriamangalam		Vegivada	
		Target	Achvt.	Target	Achvt.	Target	Achvt.
1	Harvesting of coconut (Nos.)	150000	105472	55000	63884	300000	396215
2	Emasculation (No. of inflorescences)	500	0	0	0	0	0
3	Production of hybrid coconut (Nos.)	250	150	0	4814	0	0
4	Production of vermi compost (MT)	100.00	14.50	100.00	1.13	100.00	70.00
5	Commercial Nursery						
(a)	Sowing of own seednuts (Nos.)	30000	24550	30000	38531	125000	144537
(b)	Sowing of procured seednuts (Nos.)	70000	11000	100000	88150	0	0
	Total	100000	35550	130000	126681	125000	144537
6	Production of seedlings (Nos.)	36000	36640	75000	30738	90000	78678
7	Receipts from intercrops (₹ in lakhs)	3.00	2.15	5.00	4.53	3.00	2.52
8	Total Receipts (₹ in lakhs)	56.00	41.87	50.00	40.87	100.00	53.59
9	Expenditure from Grant (₹ in lakhs)	27.00	15.75	27.00	27.00	27.00	25.23
10	Expenditure from Receipts (₹ in lakhs)	4.27	0	1.54	8.00	23.94	0
	Total Expenditure (₹ in lakhs)	31.27	15.75	28.54	35.00	50.94	25.23

Table 2 (contd.....)

CONSOLIDATED ACHIEVEMENTS OF DSP FARMS FOR THE YEAR 2018-19							
Sl. No.	Particulars	Pitapally		Palghar		Dhali	
		Target	Achvt.	Target	Achvt.	Target	Achvt.
1	Harvesting of coconut (Nos.)	65000	67389	3000	1132	0	0
2	Emasculation (No. of inflorescences)	0	0	0	0	0	0
3	Production of hybrid coconut (Nos.)	0	0	0	0	0	0
4	Production of vermi compost (MT)	100.00	105.00	100.00	30.00	100.00	0
5	Commercial Nursery						
(a)	Sowing of own seednuts (Nos.)	0	0	0	0	0	0
(b)	Sowing of procured seednuts (Nos.)	40000	40470	50000	10000	100000	100000
	Total	40000	40470	50000	10000	100000	100000
6	Production of seedlings (Nos.)	10000	9899	55000	24322	65000	6846
7	Receipts from intercrops (₹ in lakhs)	5.00	9.50	0.50	0.23	0.10	0.23
8	Total Receipts (₹ in lakhs)	15.00	21.07	24.95	24.45	29.60	5.40
9	Expenditure from Grant (₹ in lakhs)	27.00	27.00	27.00	22.09	27.00	27.00
10	Expenditure from Receipts (₹ in lakhs)	37.80	46.87	11.60	0	20.60	24.75
	Total Expenditure (₹ in lakhs)	64.80	73.87	38.60	22.09	47.60	51.75

Table 2 (contd.....)

CONSOLIDATED ACHIEVEMENTS OF DSP FARMS FOR THE YEAR 2018-19							
Sl. No.	Particulars	Hichachara		Fulia		TOTAL	
		Target	Achvt.	Target	Achvt.	Target	Achievement
1	Harvesting of coconut (Nos.)	0	0	0	0	971000	920362
2	Emasculation (No. of inflorescences)	0	0	0	0	4500	5295
3	Production of hybrid coconut (Nos.)	0	0	0	0	26250	14454
4	Production of vermi compost (MT)	100.00	0	0	0	1000.00	271.83
5	Commercial Nursery						
(a)	Sowing of own seednuts (Nos.)	0	0	0	0	360000	316985
(b)	Sowing of procured seednuts (Nos.)	50000	39950	0	80000	542000	455104
	Total	50000	39950	0	80000	902000	772089
6	Production of seedlings (Nos.)	25000	16604	0	0	500000	288249
7	Receipts from intercroops (₹ in lakhs)	0.30	0.02	0	0	30.47	28.01
8	Total Receipts (₹ in lakhs)	12.80	8.05	0	0	452.79	285.00
9	Expenditure from Grant (₹ in lakhs)	27.00	10.99	25.00	8.09	295.00	212.93
10	Expenditure from Receipts (₹ in lakhs)	57.20	0	0	0	174.25	117.50
	Total Expenditure (₹ in lakhs)	84.20	10.99	25.00	8.09	469.25	330.43

(i) DSP Farm, Mandya (Karnataka)

3.5 This is the first Farm established by the Board in 1982 in an area of 20 ha. It is situated 10 km away from Mandya town and 45 km from Mysore, the Palace City and 110 km from Bengaluru, the Garden City and the capital city of Karnataka. The soil is red sandy loam with Murrum gravel, which is well suited for coconut cultivation.

3.6 The total palm population in the Farm is 4081 of which 3200 are yielding. The major cultivars planted are Tiptur Tall (899), West Coast Tall (199), Tamilnadu Tall (138), Laccadive Ordinary (66), Benaulim Tall (106), Chowghat Orange Dwarf (1170), Malayan Yellow Dwarf (161), Chowghat Green Dwarf (297), Malayan Orange Dwarf (149), Hybrid (308) and other varieties including Exotics (120).

3.7 During the year under report, a total of 181321 coconuts were harvested, which includes 94931 tall, 42279 dwarf, 3770 exotic, 31114 hybrid and 9227 hybridized nuts. The hybridized nuts were harvested from 2220 inflorescences emasculated during previous year. Under hybridization programme 5295 inflorescences were emasculated and pollinated.

3.8 A Commercial Nursery is being maintained at the Farm for production of coconut seedlings of different released varieties/cultivars. During the year under

report 53737 coconut seedlings (10790 tall, 38604 dwarf and 4343 hybrid) were certified. A total of 81504 seednuts (44077 tall, 29079 dwarf, 2158 exotic and 6190 hybrid) were sown during the year under report.

3.9 The Demonstration Plots set up in the Farm to promote multi species cropping in coconut to enhance the net return from the unit area were maintained well with crop combinations of (a) coconut, cocoa, nutmeg, pepper, mango, guava and (b) coconut and cocoa.

3.10 A parasite breeding laboratory is being maintained for the management of leaf eating caterpillar infestation in the Farm and also for sale under LoDP and farmers. During the year under report, 1023675 parasites were produced and supplied to LoDP clusters and also for further multiplication in the lab.

3.11 Under Extension Activities, Farm participated in the Flower Show cum Exhibition at Mandya in November 2018 organized by the Department of Horticulture, Government of Karnataka.

3.12 The Farm has conducted 5 batches of “Friends of Coconut Tree” training programme at DSP Farm, Mandya and invited resource speakers’ to deliver lectures on various aspects from Department of Horticulture, University of Agricultural Science, V.C. Farm, Mandya, Union Bank of India, LIC, Hospitals etc. and arranged inaugural and valedictory functions. The Farm provided technical support to the visitors like students of Agriculture Universities and farmers who visited the farm. A study programme was organized in the farm for the Diploma in Agricultural Science/ B.Sc students of University of Agricultural Sciences, V.C Farm, Mandya. Subscriptions were collected for Indian Coconut Journal (English) - 19 Nos., Bharathiya Tengu Pathrike (Kannada) - 118 Nos., Bharatiya Nariyal Patrike (Hindi) - 2 Nos., Indian Nalikera Journal (Malayalam) - 1 No. and Indhia Thennai Idhazh (Tamil) - 1 No. from the farmers/visitors those who visited the farm. The vermi compost production and earth worm production were also undertaken in the farm. In order to improve the soil and water conservation a coconut waste shredder machine was purchased and mulching materials from coconut waste are being made for mulching coconut basin.

3.13 During the year under report an amount of ₹53.11 lakh was realized as receipts, out of which ₹31.88 lakh was from the sale of seedlings and ₹21.22 lakh from farm produce.

3.14 The expenditure incurred during the year under report was ₹64.87 lakh of which ₹27.00 lakh was met from the budget and ₹37.87 lakh was met from the receipts of the Board.

(ii) DSP Farm, Abhayapuri (Assam)

3.15 The 40 ha Farm, established during 1986-87 is located at Batabari Village in Bongaigaon District, about 3.5 km away from Abhayapuri town and 200 km from Guwahati, the State capital.

3.16 The total palm population is 3812, of which 2570 palms are bearing. During the period under report a total of 98995 mature and tender coconuts were harvested which include 51069 tall, 22246 dwarf, 23888 hybrid, 263 hybridized and 1529 tender coconuts.

3.17 During the year under report 96397 seed nuts were sown (own source -27863, outside -68534) in the commercial nursery attached to the Farm. A total of 30785 quality seedlings (tall 26434, dwarf 4203 and hybrid 148) were certified.

3.18 About 29.70 tons of vermi compost was produced and applied to the coconut palms and intercrops of the Farm.

3.19 Extension activities undertaken during the year include celebration of Hindi fortnight, Krishi Kalyan Abhiyan in 4 Districts, participation in Block Level Awareness Programme and FoCT training programme.

3.20 The receipts realized was ₹25.86 lakh out of which ₹15.68 lakh was from the sale of seedlings and ₹10.18 lakh from intercrops such as turmeric, fish, pepper, arecanut, mature/tender coconut, seed nut etc.

3.21 During the year under report an amount of ₹16.43 lakh was incurred for various recurring and non recurring expenses which was met from the budget.

(iii) DSP Farm, Madhepura (Bihar)

3.22 The DSP Farm at Singheshwar in Madhepura District of Bihar was established during 1987 in an area of 40 ha. The Farm is situated 7 km away from the District Headquarters, Madhepura and 300 km from the State Capital, Patna.

3.23 The total annual rainfall recorded during the year was 3504 mm with 52 rainy days. Maximum temperature of 39°C and minimum temperature of 6.38°C were recorded in the Farm during the year.

3.24 The present palm population in the Farm is 3400 out of which 3049 palms are yielding. During the period under report 5954 nuts were harvested.

3.25 Various perennial horticulture crops like litchi, mango, sapota, guava, pomegranate etc. are being maintained in addition to the cultivation of other intercrops like turmeric, elephant foot yam, mustard, pea, green gram, etc.

3.26 Under the commercial nursery attached to the Farm 17000 tall seednuts were procured.

3.27 Under the extension activities Farm distributed seedlings in Pradhan Mantri Samridhi Yojna and also through Department of Horticulture.

3.28 A total amount of ₹10.73 lakh was realized as receipts during the year including ₹4.71 lakh from the sale of seedlings and ₹6.01 lakh from harvested nuts, intercrops etc.

3.29 The expenditure incurred during the year under report was ₹6.35 lakh which was fully met from the budget.

(iv) DSP Farm, Kondagaon (Chhattisgarh)

3.30 The DSP Farm in Kondagaon in Chhattisgarh in a total area of 40 ha was established during 1988 with a view to produce quality coconut seedlings suited for the area as well as to promote scientific coconut farming through demonstration of the production and processing technology. The Farm is situated 3 km away from Kondagaon town, 80 km from Jagdalpur and 225 km from Raipur, the State capital of Chhattisgarh.

3.31 The existing palm population in the Farm is 5906 and at present 4028 palms are yielding. A total of 105472 nuts were harvested (tall -72273, dwarf -13070, hybrid -

16374, and exotic 3755) of which 24550 mature coconuts were selected as seed nuts from the identified mother palms in the Farm and sown in the nursery.

3.32 During the period under report 35550 seed nuts (own source - 24550, outside source - 11000) were sown in the commercial nursery attached to the Farm and a total of 36640 seedlings (tall - 34801, dwarf - 1631, hybrid - 208) were certified. Under the hybridization programme 150 hybridized seed nuts were harvested.

3.33 Various perennial/mixed crops such as mango, lemon, litchi, amla, coffee, jackfruit, cashew, cinnamon, black pepper, cocoa and other seasonal intercrops like turmeric, pineapple, etc. were maintained in the Farm.

3.34 As part of extension activities farmers' training programme, FoCT training and participation in various exhibitions in the locality were undertaken.

3.35 A total amount of ₹41.86 lakh was realized as receipts during the year including ₹29.27 lakh from the sale of seedlings and ₹12.58 lakh from coconuts, intercrops, etc.

3.36 The expenditure incurred during the year under report was ₹15.75 lakh which was fully met from the budget.

(v) DSP Farm, Neri Mangalam (Kerala)

3.37 This Farm was established in 1991 in the 20 hectare land provided by the Government of Kerala on long lease basis. It is situated 70 km away from Kochi. The river 'Periyar', one of the biggest perennial rivers in Kerala is flowing along the northern boundary of the Farm.

3.38 A total of 2037 coconut palms were planted in an area of 13.326 ha. Present palm population is 1727 of which 1207 are in yielding stage. The inter-se block of WCT, CGD and COD planted by CPCRI during 1997 inside the Farm, for hybridization programme to evolve disease resistant hybrid parental combination was also maintained during the period under report.

3.39 During the period under report, the Farm recorded a harvest of 63884 nuts which includes tall/exotic 38089, hybrid 2315 and dwarf 18666 and 4814 hybridized nuts. Under hybridization programme 4814 DxT hybridized seed nuts were harvested and sown in the nursery.

3.40 The perennial crops planted in the Farm were maintained well. The important crops among them are rambutan (22), nutmeg (51), pepper (101), cocoa (381), cashew graft (211), mango (4), jack (5), mangosteen (9) and arecanut (50).

3.41 During the year under report 30738 seedlings comprising of tall 4164, dwarf 21354 and 5220 hybrid/NCD quality seedlings of different varieties were produced in the coconut nursery being maintained in the Farm. 43240 dwarf seed coconuts were procured from outside source and a total of 126681 seednuts of different cultivars (71339 tall, 46932 dwarf and 8410 DxT hybridized nuts) were sown in the nursery.

3.42 Two organic manure units were maintained with a total production of 1130 kg good quality vermi compost which was applied to the coconut palms and intercrops.

3.43 Under the extension activities, 12 on-job trainings were conducted on 'Nursery Management and Hybridization' for Kerala Vocational Higher Secondary Education (VHSE) (Agri.) students from various schools in Ernakulam District. Three one-day training programmes for farmers under ATMA and farmers group visits were also coordinated.

3.44 An amount of ₹40.87 lakh was realized as receipts during the year, out of which ₹23.93 lakh from the sale of seedlings and ₹16.93 lakh from coconuts, inter/mixed crops, other farm produces and miscellaneous items.

3.45 The expenditure incurred during the year under report was ₹35 lakh, of which ₹27 lakh was met from the budget and ₹8 lakh from the receipts of the Board.

(vi) DSP Farm, Vegiwada (Andhra Pradesh)

3.46 The Farm established in 1994-95 in an area of 71.80 ha at Vegiwada in West Godavari District is situated about 23 km away from Eluru town. However the cultivable area extends to 40 ha only. The Farm has a population of 3991 coconut palms of different cultivars (3335 palms are currently yielding) and intercrops like cocoa (3150), cashew (210), custard apple (55), amla (28), guava (18) etc.

3.47 During the year a total of 396215 coconuts (tall - 278599, dwarf - 117616) were harvested from 3335 yielding palms with an average yield of 118.81 nuts per palm. Of which 144537 seednuts (tall - 105721, dwarf - 38816) were sown in the nursery. A

total of 78678 seedlings were certified comprising of tall - 51534, dwarf - 24478 and hybrid - 2666.

3.48 During the year 70 tons of vermi compost was also produced in the Farm.

3.49 An amount of ₹53.59 lakh was realized as receipts during the year, of which ₹39.10 lakh from the sale of seedlings, ₹14.48 lakh from farm produce.

3.50 The total expenditure incurred during the year was ₹25.23 lakh which was fully met from the budget.

(vii) DSP Farm, Pitapally (Odisha)

3.51 The 40 ha Farm established in 1999 is situated on the side of NH-5 between Khurda and Bhubaneswar and 5 km away from Khurda town and 20 km away from the capital city of Bhubaneswar.

3.52 The farmland is gentle sloppy terrain with lateritic murrum soil. The soil pH ranges from 4.5 to 6.5 with very poor organic matter. The temperature in the Farm location ranges from 9°C to 49°C, annual fall of 1400-1900 mm with average annual Relative Humidity of 70%.

3.53 Total area brought under coconut planting is about 33.80 ha. The present palm population is 3844 comprising of 2122 tall, 1505 dwarf and 217 hybrids and 2973 are in yielding stage. During the period under report 67389 nuts were harvested. The perennial intercrops like mango, guava, sapota, cashew and other seasonal intercrops were also maintained in the Farm.

3.54 During the year, 105 ton vermi compost was produced and utilized in the Farm itself. A total of 40470 seed nuts from outside sources were sown in the nursery and produced 9899 (tall 5787, dwarf 4112) seedlings.

3.55 An amount of ₹21.06 lakh was realized as receipts during the year, of which ₹4.55 lakh from the sale of seedlings and ₹16.51 lakh from seednuts, intercrops and book adjustment.

3.56 The total expenditure incurred during the year under report was ₹73.87 lakh of which ₹27 lakh was met from the budget and ₹46.87 lakh from the receipts of the Board.

(vii) DSP Farm, Palghar (Maharashtra)

3.57 The Farm established in January 2013 is situated 120 km away from the State Headquarters, Mumbai. The predominant soil of the area is black cotton and is slightly acidic (pH from 6.00 to 6.98). During the year under report, 4919 mm rainfall, average maximum temperature of 34.52°C and minimum of 18.77°C were recorded in the Farm.

3.58 The 40 hectare land is divided into 21 plots to accommodate 80% dwarf cultivars and 20% tall and germplasm collection. About 90% of the seedlings were planted during 2013-14. Planting in plots No.20 (Calangute) and 21 (Germplasm-partial) were taken up during 2015-16.

3.59 In the commercial nursery attached to the Farm, 24322 seedlings (tall - 11137, dwarf - 11196 and NCD - 1989) were produced and 10000 tall seed nuts were sown.

3.60 The total receipts realized during the year was ₹24.45 lakh of which ₹23.91 lakh was from the sale of seedlings and ₹0.54 lakh from farm produce and miscellaneous items.

3.61 The expenditure incurred during the year under report was ₹22.09 lakh which was fully met from the budget.

3.62 Extension activities undertaken during the year under report include observance of World Coconut Day and Hindi Day in September 2018.

(ix) DSP Farm, Dhali (Tamilnadu)

3.63 The Farm established in 2014 is situated 21 km away from Udumalpet town and 2 km from Thirumoorthy dam. The total area of the Farm is 102 acres of which 65 acres was taken over by the Board in 2014-15 and the balance of 37 acres in 2016-17 from the Department of Agriculture, Government of Tamilnadu, on lease basis for 33 years.

3.64 The Farm area is in the coconut belt of Tamilnadu with conducive agro climatic condition suited for coconut cultivation. Farm is having different soil types viz. sandy loam and lateritic, which is well suited for coconut cultivation. The rainfall recorded during the year was 422 mm in 32 rainy days. High level canal of Parambikulam-Aliyar Project is flowing nearby the Farm.

3.65 As per the approved layout, the Farm is divided into 16 blocks. Planting of seedlings in 13 blocks was completed up to 2017-18 with a total of 3886 seedlings of different varieties viz. Chowghat Orange Dwarf (1140), Chowghat Green Dwarf (384), Malaysian Orange Dwarf (350), Malaysian Green Dwarf (1129), Malaysian Yellow Dwarf (358), West Coast Tall (152), Ganga Bondam (300), Tiptur Tall (246) and Hybrids (120). During the year 2018-19, 60 nos. of Tiptur Tall were planted.

3.66 During the year, 100000 seednuts were sown (80000 tall and 20000 dwarf) and 6846 tall seedlings certified in the commercial nursery being maintained in the Farm.

3.67 Drip irrigation is installed in all planted blocks except in block no.5 utilizing the available water from the existing six bore wells. In addition advance amount is deposited with CPWD for identification, drilling and commissioning of two bore wells in the farm.

3.68 Advance of ₹11.66 lakh has been deposited with CPWD for conversion of existing CFL/Fluorescent light fittings with energy efficient LED/solar light fittings.

3.69 The total receipts realized during the year under report was ₹5.40 lakh (₹5.16 from sale of coconut seedlings and ₹0.23 lakh from other farm produces).

3.70 The expenditure incurred during the year under report was ₹51.75 lakh of which ₹27 lakh was met from the budget and ₹24.75 lakh from the receipts of the Board.

(x) DSP Farm, Hichachara (Tripura)

3.71 The DSP Farm established in an area of 22 ha was taken over by the Board on 6th February 2016. Land development, fencing and repairing of the existing buildings at Farm campus were taken up during the year under report.

3.72 In the commercial nursery attached to the Farm a total of 39950 seednuts were sown and 16604 seedlings were certified (tall - 16307 and hybrid - 297) during the year under report.

3.73 The total receipts realized during the year under report was ₹8.05 lakh (₹8.03 from sale of coconut seedlings and ₹0.02 lakh from other farm produces).

3.74 The expenditure incurred during the year under report was ₹10.99 lakh which was fully met from the budget.

(xi) DSP Farm, Fulia (West Bengal)

3.75 During the period under report a new DSP Farm has been established in Fulia District of West Bengal. The farm is established in 50 acres of land within the District Seed Farm, Fulia, Nadia District, West Bengal.

3.76 The farm has been established with a special thrust in regard to the supply of quality coconut planting material for expansion of area and taking up of demonstrative cultivation of coconut with suitable intercrops to increase profitability.

3.77 During the year under report 80000 tall seednuts were procured and sown in the nursery.

3.78 The expenditure incurred during the year under report was ₹8.09 lakh which was met from the budget.

Coconut Nurseries attached to DSP Farms

3.79 The programme is being implemented taking into consideration the increasing demand for quality coconut seedlings all over the country. During the period under report a total of 772089 seed nuts of different cultivars were sown in the DSP Farms of the Board as detailed in **Table 3**.

Table 3: Seed nuts sown in the Coconut Nurseries attached to DSP Farms during 2018-19 (nuts in numbers)				
DSP Farm	Hybrid	Tall	Dwarf	Total
Mandya	6190	46235	29079	81504
Abhayapuri	263	88144	7990	96397
Madhepura	0	17000	0	17000
Kondagaon	150	30750	4650	35550
Neriamangalam	8410	71339	46932	126681
Vegiwada	0	105721	38816	144537
Pitapally	0	12470	28000	40470
Palghar	0	10000	0	10000
Dhali	0	80000	20000	100000
Hichachara	0	37950	2000	39950
Fulia	0	80000	0	80000
Total	15013	579609	177467	772089

3.80 Quality seedlings of different varieties were produced and sold. During the year under report 288249 coconut seedlings were produced in the DSP Farms of the Board as shown in **Table 4**.

Table 4: Seedlings raised in the Coconut Nurseries attached to DSP Farms during 2018-19 (seedlings in numbers)				
DSP Farm	Hybrid	Tall	Dwarf	Total
Mandya	4343	10790	38604	53737
Abhayapuri	148	26434	4203	30785
Madhepura	0	0	0	0
Kondagaon	208	34801	1631	36640
Neriamangalam	5220	4164	21354	30738
Vegiwada	2666	51534	24478	78678
Pitapally	0	5787	4112	9899
Palghar	1989	11137	11196	24322
Dhali	0	6846	0	6846
Hichachara	297	16307	0	16604
Fulia	0	0	0	0
Total	14871	167800	105578	288249

3.81 The Nurseries were maintained with the infrastructure facilities available in the respective Farms. An amount of ₹172.51 lakh was incurred for the nursery related activities during the year under report, which was met from the receipts of the Board. An amount of ₹186.26 lakh was realized as receipts from the sale of seedlings during the year under report.

3.82 The fund utilized from the Grant-in-aid received and the receipts of the Board and the income realized thereto by the DSP Farms and the Coconut Nurseries are shown in **Table 5**.

Table 5: Expenditure incurred on DSP Farms from the Grant-in-aid as well as the Receipts of the Board and the Income realized during the year 2018-19 (₹ in lakhs)

Sl. No.	Name of the Farm	Expenditure met from Grant-in-aid	Expenditure met from Receipts	Total Expenditure	Income realized (excluding income from coconut nursery)
A	Establishment of DSP Farms				
1	Mandya	27.00	37.87	64.87	21.23
2	Abhayapuri	16.43	0	16.43	10.18
3	Kondagaon	15.75	0	15.75	12.59
4	Madhepura	6.35	0	6.35	6.02
5	Neriamangalam	27.00	8.00	35.00	16.93
6	Vegiwada	25.23	0	25.23	14.49
7	Pitapally	27.00	0	27.00	16.51
8	Palghar	22.09	0	22.09	0.54
9	Dhali	27.00	24.75	51.75	0.24
10	Hichachara	10.99	0	10.99	0.02
11	Fulia	8.09	0	8.09	0
	Sub Total	212.93	70.62	283.55	98.75
B	Nurseries attached to DSP Farms				
		Expenditure	Income realized from the seedlings produced		
1	Mandya	16.44	31.88		
2	Abhayapuri	23.30	15.68		
3	Kondagaon	6.67	29.28		
4	Madhepura	3.54	4.72		
5	Neriamangalam	42.81	23.94		
6	Vegiwada	5.23	39.10		
7	Pitapally	8.05	4.56		
8	Palghar	6.75	23.91		
9	Dhali	29.14	5.16		
10	Hichachara	14.60	8.03		
11	Fulia	16.00	0		
	Sub Total	172.51	186.26		

(b) Establishment of Regional Coconut Nurseries

3.83 The objective of the scheme is to supplement the nursery programme of the State Governments. The production target fixed under the scheme during the period under report was 10 lakh seedlings with a total financial outlay of ₹160 lakh. The State wise target fixed and achievement made is shown in **Table 6**.

Table 6: Regional Coconut Nurseries - Target and Achievement - 2018-19 (Physical - lakh seedlings) (Financial - ₹ in lakh)												
State/ UT	State				CDB Direct				Total			
	Target		Achievement		Target		Achievement		Target		Achievement	
	Phy	Fin	Phy	Fin	Phy	Fin	Phy	Fin	Phy	Fin	Phy	Fin
Kerala	2.60	41.60			0.75	0.31	12.00	42.81	3.35	41.91	12.00	42.81
Karnataka					0.90	0.54	14.40	16.44	0.90	0.54	14.40	16.44
Tamilnadu	4.00	64.00	4.00	64.00	0.65	0.07	10.40	29.14	4.65	64.07	14.40	93.14
Andhra Pradesh	1.00	16.00	1.00	16.00	0.90	0.79	14.40	5.23	1.90	16.79	15.40	21.23
Telangana	0.50	8.00	0.50	8.00					0.50	8.00	0.50	8.00
Odisha	0.10	1.60			0.10	0.10	1.60	8.05	0.20	1.70	1.60	8.05
West Bengal								16.00				16.00
Bihar								3.54				3.54
Maharashtra	1.00	16.00	1.00	16.00	0.55	0.24	8.80	6.75	1.55	16.24	9.80	22.75
Gujarat	0.50	8.00	0.50	8.00					0.50	8.00	0.50	8.00
Chhattisgarh					0.36	0.37	5.76	6.67	0.36	0.37	5.76	6.67
Lakshadweep	0.10	1.60	0.10	1.60					0.10	1.60	0.10	1.60
Assam					0.39	0.31	6.24	23.30	0.39	0.31	6.24	23.30
Tripura					0.25	0.17	4.00	14.60	0.25	0.17	4.00	14.60
Nagaland	0.10	1.60	0.10	1.60					0.10	1.60	0.10	1.60
Meghalaya	0.10	1.60	0.10	1.60					0.10	1.60	0.10	1.60
Total	10.00	160.00	7.30	116.80	5.00	2.89	80.00	172.51	15.00	162.89	87.30	289.31

(d) Establishment of Nucleus Coconut Seed Garden

3.84 The objective of the scheme is to establish Coconut Seed Gardens of known parentage of elite planting material for large scale production of seedlings of promising hybrid combinations/cultivars under private sector. During the period under report, financial assistance to a tune of ₹16.50 lakh was extended for establishment of three new seed gardens and maintenance of five gardens.

3.85 An amount of ₹3 lakh was released to one unit in Karnataka for establishment of one unit and ₹1.50 lakh towards 2nd instalment, ₹4.50 lakh for 3rd instalment. An amount of ₹6 lakh was released to Tamilnadu for two new units and ₹1.50 lakh for 2nd instalment to one unit.

Table 7: Coconut Seed Garden - Target and Achievement (Physical - No. of units) (Financial - ₹ in lakhs)				
State/UT	Target		Achievement	
	Physical	Financial	Physical	Financial
Kerala		1.50		
Karnataka	1	9.00	1	9.00
Tamilnadu	2	9.00	2	7.50
Assam	1	3.00		
Nagaland	1	3.00		
Mizoram	1	3.00		
Total	6	28.50	3	16.50

(e) Establishment of Small Coconut Nursery

3.86 The objective of the scheme is to establish small coconut nursery for elite planting material. During the period under report 7 new nurseries were established and second instalment of subsidy was released to 9 units.

3.87 An amount of ₹3.25 lakh was released towards the first instalment of subsidy to 7 new units and ₹4.80 lakh towards the second instalment for 9 units in Kerala, Karnataka, Andhra Pradesh and West Bengal, making a total of ₹8.05 lakh. The State-wise target and achievement made is shown.

Table 8: Small Coconut Nursery - Target and Achievement (Physical - No. of units) (Financial - ₹ in lakhs)				
State/UT	Target		Achievement	
	Physical	Financial	Physical	Financial
Kerala	3	2.63	5	1.75
Karnataka	3	2.75		1.75
Tamilnadu	2	0.88		
Andhra Pradesh	3	2.50		1.00
Maharashtra	1	0.25		
West Bengal	6	3.05	1	2.55
Gujarat	2	0.50		
Assam	3	0.75	1	1.00
Nagaland	2	0.50		
Mizoram	1	0.25		
Total	26	14.06	7	8.05

2. Expansion of Area under Coconut

3.88 The objective of the programme is to bring in more area under coconut in the potential belts thereby increasing the production potential in the country. For this, the small and marginal farmers are given incentive assistance for undertaking new planting of coconut and its further maintenance. As per the revised guidelines of MIDH, financial assistance under the scheme is 25% of the cost which comes to ₹6500 per ha for tall variety of seedlings, ₹6750 per ha for hybrid and ₹7500 per ha for dwarf variety of seedlings in Normal area and ₹13750 per ha for tall and hybrid and ₹15000 per ha for dwarf variety of seedlings in Scheduled and Hilly areas, which is disbursed in two equal annual instalments.

3.89 During the period under report, against the target of 1280 hectares, a total area of 2189.76 hectares covering 3685 farmers was brought additionally under fresh planting in 14 States and 2 Union Territories. An amount of ₹163.17 lakh was disbursed of which ₹77.132 lakh was spent for first year subsidy and ₹86.028 lakh for maintenance subsidy. The State/Union Territory wise achievements are shown in **Table 9 and 10.**

3. Integrated Farming for Productivity Improvement

3.90 The objective of the scheme is to improve the production and productivity of coconut holdings through an integrated approach and thereby enhancing the rate of returns from unit holdings. The component programmes sanctioned by the Government of India are the following:

(i) *Laying out of Demonstration Plots*

(ii) *Organic Manure Units*

(i) *Laying out of Demonstration Plots*

3.91 The objective of the scheme is to demonstrate the impact of scientific management of coconut gardens to the farmers as farmer's participatory demonstration plots by providing financial assistance @ ₹35000 per hectare in two annual instalments. During the period under report 13173.54 hectares new area was brought under demonstration and 26734.54 ha maintained by extending financial

assistance to the tune of ₹6222.87 lakh. The State-wise target fixed and the achievement made during the period under report is given in **Table 11** and the details of implementation through State Governments as well as directly by the Board are given in **Table 12**.

(ii) Organic Manure Units

3.92 The scheme is intended to promote the organic recycling in coconut holdings to improve the physical properties of soil, enhance the nutrient status and increase the water holding capacity of the soil in coconut gardens. As per the revised guidelines of MIDH, financial assistance is 100% cost limited to maximum of ₹60000 per unit. Maximum subsidy is given for unit of 1200 cubic feet volume with shed of convenient size. Proportionate subsidy is given for smaller units, minimum being 150 cubic feet volume.

3.93 During the period under report the target fixed under the scheme was to establish 262 organic manure units with a total financial outlay of ₹104.80 lakh. Against this target, 172 units were established by extending financial assistance of ₹65.44 lakh. The State wise target fixed and achievement made during the year under report is given in **Table 13**.

4. Direct Implementation of LODP scheme by the Board through FPOs

3.94 The Board started direct implementation of the scheme “Laying out of Demonstration Plots (LODP)” through clusters during 2005. As the Board started formation of Farmer Producer Organizations (FPOs) in coconut sector in 2011-12, direct implementation of LODP scheme facilitated by the FPOs registered with the Board was initiated in Kerala in 2012-13 itself.

3.95 Implementation of the scheme facilitated by the coconut FPOs was further extended to Karnataka, Tamilnadu and Andhra Pradesh in 2013-14, Odisha and West Bengal in 2014-15, and Assam and Gujarat in 2015-16.

3.96 During the period under report, Board implemented the programme directly facilitated by 777 selected CPSs/clusters. Out of these, 762 were Coconut Producer Societies (CPSs)/Coconut Producer Federations (CPFs) already registered with the

Board. Direct implementation of the scheme was entirely through FPOs in the States of Kerala, Tamilnadu, Andhra Pradesh, Odisha, West Bengal and Gujarat. In Assam out of the 16 clusters for second year LODP direct implementation, 14 were FPOs and 2 were clusters. In Tamilnadu, out of 26 clusters for second year LODP direct implementation, 5 were clusters. In Maharashtra (first & second) and Chhattisgarh (second), LODP implementation was entirely through clusters. During the period under report, 2984.96 hectare area was covered under first year LODP and 25219.22 ha under second year LODP directly reaching to 77950 farmers covering 4619137 palms all over India. The details of direct implementation of the programme under cluster approach are shown in **Table 14**.

Table 9: Expansion of Area under Coconut - Target and Achievement (2018-19) (Categorywise - Physical)											
Sl. No.	State	Physical (Ha)									
		First year					Maintenance Year				
		Allocation	Achievement					Achievement			
		Total	SC	ST	Others	Total	Allocation	SC	ST	Others	Total
1	Kerala	100.00	2.62	0.78	115.74	119.14	248.69			38.86	38.86
2	Karnataka	150.00	10.89	0.63	77.43	88.95	429.28	2.97		14.64	17.61
3	Tamilnadu	150.00			79.20	79.20	502.42	0.81		503.19	504.00
4	Andhra Pradesh	70.00	30.75	9.38	1298.99	1339.12	1675.00	26.57	6.76	1211.23	1244.56
5	Telangana	30.00			4.45	4.45	35.39		4.15	29.40	33.55
6	Odisha	140.00	29.21		6.47	35.68	49.89	0.51		18.50	19.01
7	Maharashtra	50.00			6.48	6.48	34.76		32.70	0.61	33.31
8	West Bengal	30.00					542.07				
9	Goa	10.00			4.69	4.69					
10	Gujarat	10.00	1.92	0.80	151.90	154.62	113.20				
11	A&N Islands	30.00			22.57	22.57	35.49			20.35	20.35
12	Bihar	20.00			6.25	6.25	6.08	0.30		5.66	5.96
13	Puducherry	10.00			5.27	5.27	9.18			8.57	8.57
14	Chhattisgarh	30.00					78.15				
15	Assam	250.00	67.21	98.62	111.43	277.26	366.03	14.78	127.41	175.01	317.20
16	Tripura	50.00									
17	Nagaland	50.00		18.48		18.48	2.30				
18	Arunachal Pradesh	30.00					7.57		6.48		6.48
19	Meghalaya	40.00					55.83		35.15		35.15
20	Mizoram	10.00		19.13		19.13					
21	Manipur	20.00			8.45	8.45					
	Total	1280.00	142.60	147.82	1899.32	2189.75	4191.33	45.95	212.65	2026.02	2284.61

Table 10: Expansion of Area under Coconut - Target and Achievement (2018-19) (Sub Plan-wise - Financial)

Sl. No.	State	Financial (₹ in lakhs)														
		First year					Maintenance Year					Total				
		Allocation	Achievement				Allocation	Achievement				Allocation	Achievement			
			SCSP	TSP	GEN	Total		SCSP	TSP	GEN	Total		SCSP	TSP	GEN	Total
1	Kerala	3.25	0.09	0.03	3.98	4.09	8.26			1.33	1.33	11.51	0.09	0.03	5.31	5.42
2	Karnataka	4.88	0.59	0.08	2.37	3.04	16.32	0.14		0.81	0.94	21.20	0.73	0.08	3.18	3.99
3	Tamilnadu	4.88			2.64	2.64	16.64	0.03		16.66	16.69	21.52	0.03		19.30	19.32
4	Andhra Pradesh	2.28	0.94	0.30	36.57	37.81	51.12	0.81	0.22	36.63	37.66	53.40	1.75	0.52	73.20	75.47
5	Telangana	0.98			0.15	0.15	1.08		0.10	0.89	0.99	2.06		0.10	1.03	1.14
6	Odisha	4.55	0.97		0.21	1.19	1.70	0.36			0.36	6.25	1.33		0.21	1.54
7	Maharashtra	3.44			0.28	0.28	2.53		2.24	0.04	2.28	5.97		2.24	0.33	2.56
8	West Bengal	0.98					17.86			1.22	1.22	18.84				1.22
9	Goa	0.33			0.15	0.15						0.33			0.15	0.15
10	Gujarat	0.33	0.06	0.03	5.15	5.24	3.41					3.74	0.06	0.03	5.15	5.24
11	A&N Islands	0.98			0.73	0.73	1.15			0.65	0.65	2.13			1.38	1.38
12	Bihar	0.65			0.25	0.25	0.20	0.01		0.20	0.21	0.85	0.01		0.45	0.46
13	Puducherry	0.33	0.01		0.17	0.17	0.30			0.28	0.28	0.63	0.01		0.45	0.45
14	Chhattisgarh	2.06					5.36			3.09	3.09	7.42			3.09	3.09
15	Assam	17.19	4.50	6.34	7.93	18.77	26.88	0.88	7.22	10.89	18.99	44.07	5.37	13.56	18.82	37.75
16	Tripura	3.44										3.44				
17	Nagaland	1.63		0.60		0.60	0.08					1.71		0.60		0.60
18	Arunachal Pradesh	2.06					0.25		0.16		0.16	2.31		0.16		0.16
19	Meghalaya	2.75					3.84		1.18		1.18	6.59		1.18		1.18
20	Mizoram	0.69		1.43		1.43						0.69		1.43		1.43
21	Manipur	1.38			0.58	0.58						1.38			0.58	0.58
	Total	59.06	7.16	8.80	61.17	77.13	156.98	2.22	11.12	72.69	86.03	216.04	9.38	19.92	132.64	163.16

Table 11: Integrated Farming - Laying out of Demonstration Plots - State wise Target and Achievement - 2018-19

Sl. No.	States	Target						Achievement					
		Physical (Ha)		Financial (₹ in lakh)				Physical (Ha)		Financial (₹ in lakh)			
		1st year	2nd year	SCSP	TSP	GEN	Total	1st year	2nd year	SCSP	TSP	GEN	Total
1	Kerala	1900.00	3951.66	318.72	18.13	688.89	1025.74	750.00	3815.02	207.65	14.12	455.17	676.94
2	Karnataka	1800.00	7138.23	510.98	259.71	804.09	1574.78	6581.62	9537.75	531.64	185.65	1532.88	2250.17
3	Tamilnadu	1650.00	7015.60	198.30		1323.27	1521.57	1122.39	7015.60	92.99		1174.70	1267.69
4	Andhra Pradesh	1150.00	5409.77	119.09	28.19	990.10	1137.38	2314.84	5352.80	147.12	25.35	805.24	977.71
5	Telangana	10.00		0.98		0.77	1.75	10.00		0.98		0.77	1.75
6	Odisha	250.00	421.77	22.41	6.22	88.93	117.56	90.24	421.77	1.88	0.59	44.05	46.52
7	Maharashtra	75.03	62.51	6.67	1.41	15.99	24.07	27.30	62.55	0.42	0.02	13.50	13.94
8	West Bengal	100.00	2815.60	167.31	42.80	300.12	510.23	85.51	2423.89	2.59	0.29	321.04	323.92
9	Goa	325.03	325.03	38.77	2.32	72.67	113.76	205.84	286.29	1.18	10.00	72.67	83.85
10	Gujarat	225.03	853.71	19.08	5.81	163.89	188.78	224.83	856.18	3.54	0.56	169.99	174.09
11	A&N Islands	200.00	100.00	2.23	0.72	49.55	52.50						
12	Bihar												
13	Puducherry	70.00	70.00	7.67		16.83	24.50	70.00	48.20	7.36		13.33	20.69
14	Lakshadweep	500.00	800.00		227.50		227.50						
15	Chhattisgarh	74.97	18.80	6.83	1.86	7.72	16.41		18.79	0.05	1.06	1.82	2.93
16	Assam	1275.03	389.94	108.08	44.80	138.49	291.37	1000.00	389.96	20.31	38.96	183.86	243.13
17	Tripura	300.00	20.00	29.54	0.14	26.32	56.00	299.97	20.00	29.54	0.14	26.32	56.00
18	Nagaland	50.00	20.00	0.45	8.89	2.91	12.25	50.00	20.01		12.70		12.70
19	Arunachal Pradesh	10.00	15.00		4.38		4.38	200.00			35.00		35.00
20	Meghalaya	100.00	43.80		25.17		25.17	100.00	43.80		25.16		25.16
21	Mizoram	20.00	20.00		7.00		7.00	20.00	20.00		7.00		7.00
22	Manipur	11.49		1.12		0.89	2.01	21.00		0.09	1.69	1.90	3.68
	Total	10096.57	29491.43	1558.23	685.05	4691.43	6934.71	13173.54	30332.60	1047.34	358.30	4817.23	6222.87

Table 12: Integrated Farming - Laying out of Demonstration Plots - State wise Target and Achievement - 2018-19

Sl. No.	State	Implemented through State Government						Implemented directly by the Board					
		Target			Achievement			Target			Achievement		
		Physical (Ha)		Financial (₹ in lakh)	Physical (Ha)		Financial (₹ in lakh)	Physical (Ha)		Financial (₹ in lakh)	Physical (Ha)		Financial (₹ in lakh)
		First year	Second year		First year	Second year		First year	Second year		First year	Second year	
1	Kerala	750.00	1000.00	306.25	750.00	1000.00	278.76	1150.00	2951.66	719.49		2938.48	398.17
2	Karnataka	900.00		157.50	5899.96		1032.49	900.00	7138.23	1417.28	681.66	5939.69	1217.67
3	Tamilnadu	250.00		48.84	250.00		48.84	1400.00	7015.60	1472.73	872.39	7015.60	1218.85
4	Andhra Pradesh	150.00	224.97	55.04	1289.37	224.97	255.04	1000.00	5184.80	1082.34	1025.47	5184.80	722.67
5	Telangana	10.00		1.75	10.00		1.75						
6	Odisha	30.00		5.25				220.00	421.77	112.31	90.24	421.77	46.52
7	Maharashtra	25.03		4.38				50.00	62.51	19.69	27.30	62.55	13.94
8	West Bengal		250.00	43.75		250.00		100.00	2565.60	466.48	85.51	2423.89	323.92
9	Goa	325.03	325.03	113.76	205.84	325.03	83.85						
10	Gujarat	25.03	30.00	9.63	22.44	30.00	9.63	200.00	823.71	179.15	202.39	823.69	164.46
11	A&N Islands	200.00	100.00	52.50		100.00							
12	Bihar												
13	Puducherry	70.00	70.00	24.50	70.00	70.00	20.69						
14	Lakshadweep	500.00	800.00	227.50		800.00							
15	Chhattisgarh	50.00		8.75				24.97	18.80	7.66		18.79	2.93
16	Assam				1000.00		175.00	1275.03	389.94	291.37		389.96	68.13
17	Tripura	300.00	20.00	56.00	299.97	20.00	56.00						
18	Nagaland	50.00	20.00	12.25	50.00	20.00	12.70						
19	Arunachal Pradesh	10.00	15.00	4.38	200.00	15.00	35.00						
20	Meghalaya	100.00	43.80	25.17	100.00	43.80	25.16						
21	Mizoram	20.00	20.00	7.00	20.00	20.00	7.00						
22	Manipur	11.49		2.01	21.00		3.68						
	Total	3776.57	2918.80	1166.21	10188.58	2918.80	2045.59	6320.00	26572.63	5768.50	2984.96	25219.22	4177.28

Table 13: Organic Manure Units - Implementation through State Government and Directly by the Board - Target and Achievement - 2018-19

Sl. No.	State	Allocation							Achievement								
		Physical (Units)			Financial (₹ in lakh)				Physical (Units)			Financial (₹ in lakh)					
												Direct	State	GRAND TOTAL			
		Direct	State	Total	SCSP	TSP	General	Total	Direct	State	Total	Direct	State	SCSP	TSP	General	Total
1	Kerala	15		15	3.60		2.40	6.00	4		4	0.53				0.53	0.53
2	Karnataka	10		10	2.40		1.60	4.00									
3	Tamilnadu	30		30	7.20		4.80	12.00	13		13	4.96				4.96	4.96
4	Andhra Pradesh	15		15	3.60		2.40	6.00	5		5	3.00		1.20		1.80	3.00
5	Telangana		8	8	2.00		1.20	3.20		8	8		3.20	2.00		1.20	3.20
6	Odisha	8		8	2.00		1.20	3.20	5		5	2.40		1.20		1.20	2.40
7	Maharashtra	3		3	0.80		0.40	1.20									
8	West Bengal	30		30	7.20		4.80	12.00	21		21	6.07		1.27		4.80	6.07
9	Goa																
10	Gujarat	5		5	1.20		0.80	2.00									
11	A&N Islands		30	30			12.00	12.00									
12	Bihar	3		3	0.80		0.40	1.20	4		4	0.49				0.49	0.49
13	Puducherry		20	20	4.80		3.20	8.00		20	20		8.00	4.80		3.20	8.00
14	Lakshadweep		8	8		3.20		3.20		8	8		3.20		3.20		3.20
15	Chhattisgarh	1		1		0.40		0.40									
16	Assam	36		36	8.80		5.60	14.40	36		36	14.00		1.60		12.40	14.00
17	Tripura		5	5	1.20		0.80	2.00		5	5		2.00	1.20		0.80	2.00
18	Nagaland		5	5		2.00		2.00		5	5		2.00		2.00		2.00
19	Arunachal Pradesh		5	5			2.00	2.00		10	10		4.00		4.00		4.00
20	Meghalaya		10	10		4.00		4.00		10	10		4.00		4.00		4.00
21	Mizoram		10	10		4.00		4.00		10	10		4.00		4.00		4.00
22	Manipur		5	5			2.00	2.00		9	9		3.60		1.60	2.00	3.60
	Total	156	106	262	45.60	13.60	45.60	104.80	88	85	173	31.44	34.00	13.27	18.80	33.37	65.44
Implementation through State Governments [85 units (SCSP - 20 units, TSP - 47 units, General - 18 units) at ₹34 lakh (SCSP - ₹8 lakh, TSP - ₹18.80 lakh, General - ₹7.20 lakh)]																	
Direct Implementation through Unit Offices of the Board [88 units (SCSP - 12 units, General - 76 units) at ₹31.44 lakh (SCSP - ₹5.27 lakh, General - ₹26.17 lakh)]																	

Table 14: Laying out of Demonstration Plots on Cluster basis - Directly implemented by the Board (2018-19)														
Sl. No.	State	Area (ha)		Total	Number of Clusters		Total	Number of Farmers		Total	Number of Palms		Total	Total Expenditure (₹ lakhs)
		First year	Second year		First year	Second year		First year	Second year		First year	Second year		
1	Kerala		2938.48	2938.48		147	147		10494	10494		509053	509053	398.17
2	Karnataka	681.66	5939.69	6621.35	13	65	78	1415	12947	14362	102250	890906	993156	1217.67
3	Tamilnadu	872.39	7015.60	7887.99	26	147	173	1136	8601	9737	149491	1227689	1377180	1218.85
4	Andhra Pradesh	1025.47	5184.80	6210.27	33	151	184	1546	7632	9178	159259	785678	944937	722.67
5	Odisha	90.24	421.77	512.01	5	16	21	383	1330	1713	15791	73760	89551	46.52
6	Maharashtra	27.30	62.55	89.85	1	2	3	60	104	216	4778	10948	15726	13.94
7	West Bengal	85.51	2423.89	2509.40	6	136	142	900	23234	24134	14965	424179	439144	323.92
8	Gujarat	202.39	823.69	1026.08	2	8	10	223	869	1092	34499	144181	178680	164.46
9	Chhattisgarh		18.79	18.79		3	3		197	197		3290	3290	2.93
10	Assam		389.96	389.96		16	16		6879	6879		68420	68420	68.13
	Total	2984.96	25219.22	28204.18	86	691	777	5663	72287	77950	481033	4138104	4619137	4177.28
					CPSs/CPFs		78	684	762					

4. Technology Demonstration and Quality Testing Laboratory

3.97 The objective of the 'Technology Demonstration' programme is to promote the over all development and growth of the coconut based industries in the country. The component programmes are:

- a) Organizing training programmes on coconut based convenience foods.
- b) Training programme on post harvest coconut processing.
- c) Process demonstration and training on coconut vinegar from matured coconut water using slow process and minimal processing of tender coconut etc.

Technology Demonstration and Training Programmes in Coconut Processing

3.98 The Board imparts training to farmers, entrepreneurs, Kudumbasree Units/Self Help Groups on coconut kernel based convenience foods and coconut water based vinegar.

Training Programmes

3.99 The objectives of the training programme are

- to focus on the scope and potential for the production of coconut convenience foods,
- to impart training skills, entrepreneurial development, leadership qualities and project management skills to the entrepreneurs,
- to familiarize the participants about quality control operations and quality management systems being followed in food processing industries and
- to provide information on various packaging systems for preservation of coconut convenience foods.

Training on coconut based convenience foods

3.100 During the period under report CDB Institute of Technology (CIT) conducted 59 batches of various training programmes on coconut based convenience foods. Under this programme, 796 individuals were trained.

3.101 Regional Office, Guwahati conducted 10 batches training programmes on coconut based convenience foods. Under this programme, 90 individuals were trained. The trainees were selected by the Coconut Producer Societies and NGOs.

3.102 During the period under report 886 individuals were imparted training in 68 batches under six training programmes and the details are furnished below:

Training Programmes conducted under 'Technology Demonstration' during 2018-19					
(a) CDB Institute of Technology, Aluva, Kerala					
Sl. No.	Name of the Training Programme	Duration of the Programme	Products Covered	Number of	
				Batches	Trainees
1.	Coconut based convenience foods	One day	Demonstration of 5 products {Coconut Chips, Chocolate, Cookies, Lemonade (squash), Pickle}	34	477
		Four days	Hands on training on 12 products as listed below: Coconut Chips, Chocolate, Cookies, Lemonade, Pickle, Chutney Powder, Burfi, Coconut Balls, Coconut Ladoo Tender Coconut Jam, Coconut candy, VCO	9	108
2.	Vinegar production from coconut water	One day	Coconut Vinegar	8	116
3.	Orientation programme on Coconut Foods products with demonstration	One day	Theory session on 'Value addition of coconut'	4	52
4.	Minimally processed tender coconut	One day	Minimal processing of tender coconut	1	2
5.	Training on Chemical Analysis	One week	Training on chemical analysis of coconut oil and other products	2	21
6.	Entrepreneurship Development Programme	Five days	Classes on entrepreneurship development and schemes of CDB	1	20
Total (a)				59	796

Sl. No.	Name of the Training Programme	Duration of the Programme	Products Covered	Number of	
				Batches	Trainees
	(b) Regional Office, Guwahati, Assam				
1.	Coconut based convenience foods	Four days	Chips, Squash, Virgin Coconut Oil, Coconut Biscuit, Candy, Pickle, Coconut Burfi, Chutney Powder and Coconut Jam	10	100
Total (b)				10	100
Total (a)+(b)				69	896

Technological Research

3.103 Under the scheme “Technology Mission on Coconut (TMoC)”, CIT has undertaken a research project on ‘Comparative study on quantitative and qualitative aspects of neera from different varieties of coconut (5 varieties)’ at DSP Farm, Neriamangalam.

3.104 CIT is also involved in the processing and supply of neera and coconut based value added products like neera sugar, neera jaggery, neera cookies, neera chocolate, neera spread, neera spicy jaggery, neera halwa, neera honey, coconut chunks, flavoured coconut milk, coconut cookies, coconut chips, coconut halwa, coconut lemonade, coconut chocolate, tender coconut ice cream, coconut vinegar etc. CIT has also supplied anti-fermenting solution to various CPFs/CPCs to harvest 15000 litres of neera from coconut Inflorescence.

New Product Development

3.105 CIT has ventured into product development to improve value addition in coconut. The following value added coconut products were developed by CIT:

- Coconut Wafers incorporating coconut residue
- Rice coconut papad, coconut wraps (plain, spicy & chocolate), cake incorporating copra meal.
- Preservation of fresh coconut kernel for culinary purpose under ambient condition.
- Coconut chunks and coconut haustorium candy.

Transfer of Technologies to Entrepreneurs

3.106 Technology for coconut milk preservation and packing was transferred to Sakthi Coco Products, Pollachi, Tamilnadu on 21.02.2019 at a total fee of ₹59,000/- (including GST). Process demonstration and training was provided to the entrepreneur as part of technology transfer process.

Quality Testing Laboratory

3.107 Quality Testing Laboratory functioning in CIT, Vazhakulam is a NABL accredited lab in chemical and biological testing as per ISO/IEC 17025:2005 and is continuing its NABL accreditation since September 2012. The analytical works carried out by the Chemical and Microbiology Sections are as follows:

Chemical Section

3.108 Samples of various coconut products like coconut oil, virgin coconut oil, copra oil cake soap, copra meal chocolate, coconut kernal, neera, desiccated coconut, nata life, coconut wafer, vinegar, neem cake, ground nut cake, bone meal powder, dolomite rock phosphate, chaulmoogra oil, coconut flour, coconut paste, palm oil, apple concentrate, sweet rice bran oil, gingelly oil, tender coconut water, coconut sugar, other coconut based convenience foods etc. were analyzed for chemical parameters.

3.109 During the year under report, the chemical lab had analyzed a total of 509 coconut product samples covering 2514 chemical parameters.

Microbiology Section

3.110 Samples of various coconut products like coconut milk, coconut oil, copra, coconut kernel, tender coconut water, neera syrup, neera semi solid jaggery, roasted coconut, coconut paste, virgin coconut oil, desiccated coconut, matured coconut water and coconut convenience foods were analyzed for microbiological parameters.

3.111 During the year under report, microbiology lab had analyzed a total of 162 coconut product samples covering a total of 565 parameters.

Sl. No.	Name of the Section	Type of Products analyzed	Total Samples analyzed	Type of Parameters analyzed
1.	Chemical Section	43	509	2514
2.	Microbiological Section	28	162	565
	Total	71	671	3079

Participation in Exhibitions

3.112 The CIT had participated in the following domestic exhibitions/trade fairs conducted to create awareness and promotion of value added coconut products in the country.

- Food products exhibition at Vijayawada in April 2018
- “Agri Vikas 2018” exhibition at Bhubaneswar in June 2018
- “AGRI INTEX 2018” exhibition at Chennai in July 2018
- Exhibition held in connection with the World Coconut Day celebrations at Raipur on 2nd September 2018.
- ‘Vanitha Utsav’ exhibition organized by Malayala Manorama at Kochi in February 2019.

Participation in Seminars/meetings/Trainings

3.113 CDB Institute of Technology had participated in different State/National level seminars organized by different institutes as shown below:

- Seminar in connection with “Agri Vikas 2018” organized by Shiksha ‘O’ Anusandhan (Deemed University) in June 2018 and delivered a presentation on ‘Innovative technologies in coconut processing sector’.
- Seminar in connection with the World Coconut Day held at Raipur on 2nd September 2018.
- Workshop on value added products from coconut held at Guntur, Andhra Pradesh in October 2018.

- Farmers Training programme on ‘Value addition and processing of coconut’ held at Regional Agricultural Technology Training Centre, Kottayam, Kerala in October 2018 and handled a session on ‘value addition in coconut processing’.
- Workshop on Virgin Coconut Oil held at CFTRI, Mysore in December 2018.
- Seminar on “Value Addition for Income Generation in Agriculture (VAIGA 2018) held at Thrissur, Kerala in December 2018 and delivered a presentation on ‘Value addition in coconut through product diversification’.

Radio Talks Delivered

- Delivered Radio talk on ‘Coconut based food products and activities of CIT’ through AIR FM, Kochi.

Project Work/Analysis Training undertaken by M.Sc (Food Technology) students as part of curriculum

Sl. No.	Name of the sponsoring Institute	Course	No. of Interns
1	University of Calicut, Kerala	M.Sc. Food Science & Technology	6
2	MES College, Marampally, Ernakulam District, Kerala	M.Sc. Biochemistry	1
3	BCM College, Kottayam, Kerala	M.Sc. Food and Industrial Microbiology	2
4	CFRD, Konni, Pathanamthitta, Kerala	B.Sc. Food Technology	11
5	St. Thomas College, Pala, Kottayam, Kerala	B.Voc. Food Processing Technology	7
6	Kalasalingam Academy of Research and Education, Coimbatore, Tamilnadu	B.Tech Food Technology	2
7	St. George College, Aruvithura, Kottayam, Kerala	B.Sc. Food Science & Quality Control	9
	Total		38

3.114 During the period under report an amount of ₹51.58 lakh was incurred under the head “Technology Demonstration and Quality Testing Lab”.

3.115 An amount of ₹24.71 lakh was realized as income from various activities as detailed below:

Sl. No.	Activities	Amount Realized (₹)
1.	Fees obtained through analysis at Quality Testing Lab	13,84,393.00
2.	Income generated from Pilot Plant (Sale of neera & coconut products and sale of AFS)	2,48,103.00
3.	Fees from training programmes	6,23,500.00
4.	Fees from academic projects	2,15,000.00
	Total	24,70,996.00

A5. Replanting and Rejuvenation of old Coconut Gardens

3.116 The main objective of the scheme ‘Replanting and Rejuvenation of old Coconut Gardens’ is to enhance the production and productivity of coconut by the removal of disease advanced, old, senile and unproductive palms, replanting with quality seedlings and rejuvenation of the remaining palms in a Mission mode by adoption of integrated management practices.

3.117 Implementation of the scheme was continued in Kerala, Karnataka, Tamilnadu, Andhra Pradesh and Goa during 2018-19. The scheme was also extended for implementation in the North Eastern States of Assam, Tripura, Nagaland and Mizoram during the year 2018-19. Though allocations were made for Odisha and Meghalaya could not implement the scheme during the year. Further the fund released for the States of Odisha, Puducherry and UT of Lakshadweep for the year 2017-18 was revalidated for utilization during 2018-19. An amount of ₹6779.11 lakh has been incurred against target of ₹3951.22 lakh allotted for implementing various components of the scheme. The higher release of funds was mainly for the coconut related activities in the flood/cyclone/drought hit areas of the States of Tamilnadu, Kerala, Karnataka and Andhra Pradesh.

Kerala

3.118 An amount of ₹973.25 lakh was envisaged under the scheme for implementation in 1600 ha. Accordingly, Government of Kerala issued administrative approval for the project proposal to implement the scheme and based on the State level sanction, an amount of ₹631 lakh for 1079 ha was released to Government of Kerala during the period under report. Government of Kerala also requested additional requirement for 1117 ha and issued administrative approval for the project proposal to implement the scheme. Based on the State level sanction and availability of funds an amount of ₹499.858 lakh was released for 1117 ha to Government of Kerala during the period under report.

Karnataka

3.119 An amount of ₹1061.288 lakh was allocated under the scheme in 1785 ha in Karnataka. Based on the administrative approval, State level sanction and the project proposal a total amount of ₹1061.288 lakh was released to the State to cover a fresh area of 1785 ha and 3000 ha of maintenance area. The request of the State Government for additional target of 447 ha was also considered during the year and based on the State level sanction and availability of funds an amount of ₹200.033 lakh was also released additionally during the period under report.

Tamilnadu

3.120 During 2018-19, the Government of Tamilnadu had accorded administrative approval for implementation of the scheme in the targeted area of 1089 ha and based on the project an amount of ₹1060.769 lakh was released to Government of Tamilnadu. Based on the request from the State Government additional amount of ₹1342.50 lakh for covering 3000 ha was also released to state Government during the period under report.

3.121 A Special Package of ₹9200 lakh to Government of Tamilnadu to mitigate losses by Gaja Cyclone during 2018-19 was released to the State of Tamilnadu under the Centrally sponsored scheme on 'Mission for Integrated Development of Horticulture (MIDH)' under Green Revolution – Krishonnati Yojna.

Andhra Pradesh

3.122 Implementation of the scheme in Andhra Pradesh was continued during the year 2018-19 and an amount of ₹328.750 lakh was allotted for implementation of the scheme in 500 ha. As per the State level sanction an amount of ₹309.063 lakh was released to the Government of Andhra Pradesh. The State also requested an additional allocation of ₹1371.08 lakh for implementation of the scheme in an area of 3063.855 ha and issued administrative approval for the project proposal. Based on the State level sanction and availability of funds an amount of ₹1371.08 lakh was released for 3063.855 ha to Government of Andhra Pradesh during the period under report.

Goa

3.123 As per the allocation by the Board, State Level Administrative Approval and project proposal, an amount of ₹22.375 lakh was released under the scheme for implementation of the scheme in 50 ha in Goa.

Puducherry

3.124 An amount of ₹14.775 lakh released under the scheme to the Union Territory of Puducherry for 50 ha area during 2017-18 was fully revalidated for utilization during 2018-19, as per the request of the UT. No fund was released during the year 2018-19, though allocation of ₹17.90 lakh was made.

Lakshadweep

3.125 An allocation of ₹44.75 lakh was made towards the maintenance year subsidy for 100 ha during 2018-19. However, the same was not sanctioned as the amount of ₹100.68 lakh released during 2017-18 to UT of Lakshadweep was revalidated for utilization during 2018-19.

Assam

3.126 Implementation of the scheme was extended to Assam during the year 2018-19. Based on the allocation by the Board, State Level Administrative Approval and project proposal, an amount of ₹223.75 lakh was released under the scheme for implementation of the scheme in 500 ha in Assam.

Tripura

3.127 The 'Replanting and Rejuvenation of Coconut Gardens' scheme was also extended for implemented in Tripura during the year under report. An amount of ₹12.5973 lakh was released to state for implementation of the scheme in a total area of 35 ha.

Nagaland

3.128 An amount of ₹4.475 lakh was allocated under the scheme for implementation in 10 ha in Nagaland. As the State Government had requested for covering an area of 15 ha and based on the state level sanction and availability of funds, an amount of ₹5.419 lakh was released to State.

Mizoram

3.129 Implementation of the R&R scheme was also extended in the state of Mizoram during the year under report. An amount of ₹6.7125 lakh for 15 ha was released to the State based on the administrative approval issued by the State.

Summary of Achievements 2018-19 under 'Replanting and Rejuvenation'

3.130 The achievement recorded under the scheme 'Replanting and Rejuvenation' during 2018-19 was ₹6779.113 lakh against the budget provision of ₹3951.23 lakh and the State wise achievements are furnished below:

Sl. No.	State	Physical (ha)	Financial (₹ in lakh)			
			Total	SCSP	TSP	General
1	Kerala (State) New	2196.00	982.71	255.14	105.04	622.52
	Kerala (State) Maintenance		148.15	16.29	3.77	128.08
	Kerala (Direct) Committed		0.76			0.76
	Kerala Total	2196.00	1131.62	271.43	108.81	751.36
2	Karnataka (New)	2232.00	998.82	368.79	107.02	523.00
	Karnataka (Maintenance)		262.50	33.50	10.71	218.29
	Karnataka Total	2232.00	1261.32	402.29	117.73	741.29
3	Tamilnadu (New)	4089.00	1829.92	1490.31	36.02	303.59
	Tamilnadu (Maintenance)		573.35	49.32	20.72	503.32
	Tamilnadu - Committed		31.91			31.91
	Tamilnadu Total	4089.00	2435.18	1539.63	56.74	838.82
4	Andhra Pradesh (New)	3563.86	1594.83	305.13	314.75	974.96
	Andhra Pradesh (Maintenance)		85.31	10.89	3.48	70.95
	Andhra Pradesh Total	3563.86	1680.14	316.02	318.23	1045.91
5	Goa (New)	50.00	22.38	9.85	2.40	10.12
6	Assam (New)	500.00	223.75	46.19	32.75	144.81
7	Tripura (New)	35.00	12.60	0.19	5.48	6.93
8	Nagaland (New)	15.00	5.421		5.42	
9	Mizoram (New)	15.00	6.71		6.71	
	Grand Total	12695.86	6799.11	2585.60	654.27	3539.24

Assistance extended for losses in coconut sector due to natural calamities

3.131 As mentioned above, a total financial assistance of ₹12346.13 lakh was extended to four States during the year under report under the existing guidelines of CDB programmes as detailed below:

Kerala

3.132 Based on the request from Government of Kerala an additional assistance of ₹499.858 lakh was extended covering an area of 1117 ha for flood affected area as per the approved guidelines for Replanting and Rejuvenation programme.

Karnataka

3.133 An additional assistance of ₹200.033 lakh was extended covering an area of 447 ha for the drought affected areas of Karnataka based on the request from the State Government as per the approved guidelines for Replanting and Rejuvenation programme.

3.134 Under LODP scheme also, additional assistance has been provided to the State Government of Karnataka (₹875 lakh for 5000 ha).

Tamilnadu

3.135 During the year under report an amount of ₹9200.16 lakh was released to Government of Tamilnadu under the special package to mitigate the loss incurred due to Gaja cyclone in Tamilnadu for utilization during 2019-20. The components of the package are:

(₹ in lakhs)		
Cutting and removal of fallen/damaged coconut trees	@ ₹500 per palm limited to 32 palms per ha	7200.00
Distribution of coconut seedlings for replanting	₹40 per seedling	1800.16
Setting up of Small Coconut Nurseries	100 nurseries @ ₹2 lakh per unit	200.00
Total		9200.16

Andhra Pradesh

3.136 Under the R&R programme, ₹1371.08 lakh was extended covering an area of 3063.855 ha for the cyclone “Titli” affected areas of Andhra Pradesh based on the proposal of the Government of Andhra Pradesh.

3.137 Under LODP scheme also, additional assistance was provided to the State Government of Andhra Pradesh (₹200 lakh for 1142.84 ha)

F. Establishment of Centre of Excellence in Coconut

3.138 An allocation of ₹300 lakh was made for establishment of “Centre of Excellence in Coconut” in the Board’s DSP Farm located in Dhali, Tiruppur District, Tamilnadu and the detailed project report is under the perusal of the Ministry.

G. Board's initiatives in Aspirational Districts Programme under Krishi Kalyan Abhiyan

3.139 During the year under report, the Ministry of Agriculture and Farmers Welfare had communicated the implementation strategy and action plan of Krishi Kalyan Abhiyan to be implemented during 1st June to 31st July 2018 covering 25 villages in each of the 111 aspirational districts identified. As part of the Board's initiative under the programme, 83000 coconut seedlings of suitable varieties to 16600 families landed households (@ 5 coconut seedlings each) free of cost to 18 Aspirational Districts falling in 9 States where Board's DSP Farms are located for homestead/backyard gardening to encourage the farmers and create awareness about coconut and its cultivation and consumption. An amount of ₹44.318 lakh was incurred towards the cost of seedlings, transportation and other related expenses by utilizing the funds available under the head 'Information & Information Technology - Publicity & Extension Activities' for the year 2018-19.

3.140 As per the short term action plan of the Abhiyan, overall coordination and implementation in 25 villages of a District will be carried out by KVK of that District. The distribution of coconut seedlings was taken up by the Board's unit offices in these States in association with KVK and State Departments.

3.141 As part of the implementation of Phase-II of the Aspirational District Programme, the Board had organized 'Field Days' demonstrating management and care of transplanted seedlings, lectures on scientific coconut cultivation and other aspects of coconut and CDB schemes in the Districts where coconut seedlings were distributed in Phase-I, with a total expenditure of ₹1.409 lakh met from the 'Information & Information Technology-Publicity & Extension Activities'.

3.142 An amount of ₹45.727 lakh was incurred by the Board under the Aspirational Districts Programme during the year under report. The district-wise list of seedlings distributed and expenditure incurred is given in **Table 15**.

Table 15: Statewise/Districtwise details of CDB initiatives in Aspirational Districts under Krishi Kalyan Abhiyan during 2018-19

S. No.	State	Districts	No. of seedlings distributed	Phase-I Expenditure on the cost of seedlings, transportation, field day, etc.	Phase-II Expenditure on field day programme	Total
1	Andhra Pradesh	YSR Cuddapah	2000	1.00	0.05	1.05
		Total (1 District)	2000			
2	Assam	Barpeta	2500	4.88	0.23	5.10
		Darrang	2500			
		Dhubri	2500			
		Goalpara	2500			
		Total (4 Districts)	10000			
3	Bihar	Araria	3000	4.61	0.26	4.87
		Katihar	3000			
		Purnea	4000			
		Total (3 Districts)	10000			
4	Chhattisgarh	Bastar	10000	8.69	0.11	8.80
		Kondagaon	10000			
		Total (2 Districts)	20000			
5	Karnataka	Raichur	8000	10.54	0.16	10.70
		Yadgir	8000			
		Total (2 Districts)	16000			
6	Kerala	Wayanad	8000	4.70	0.25	4.95
		Total (1 District)	8000			
7	Odisha	Gajapati	3000	2.27	0.10	2.37
		Rayagada	2000			
		Total (2 Districts)	5000			
8	Tamilnadu	Ramanathapuram	5000	6.46	0.20	6.66
		Virudhunagar	5000			
		Total (2 Districts)	10000			
9	Tripura	Dhalai	2000	1.18	0.05	1.23
		Total (1 District)	2000			
	Grand Total (9 States, 18 Districts)		83000	44.32	1.41	45.73

6. Coconut Palm Insurance Scheme (CPIS)

3.143 Implementation of Coconut Palm Insurance Scheme (CPIS) was continued during the year 2018-19 with the objective of insuring coconut palms against natural calamities, climatic risks, pests diseases etc. The scheme was implemented in association with Agriculture Insurance Company Ltd. (AIC) and Departments of Agriculture/Horticulture of the State Governments concerned. Under the scheme 50 percent of the premium is contributed by Coconut Development Board and 25 percent each by the State Governments concerned and the beneficiary farmers. Administrative approvals for implementing the scheme were received from the states of Tamilnadu, Karnataka, Andhra Pradesh, Maharashtra, Puducherry, Odisha and Goa. Even though Administrative Approval was received from Lakshadweep and Kerala the scheme could not be implemented as the approval was received in the fag end of the financial year. Details of achievement under the scheme are given in **Table 16 to 18:**

[illegible]

Table 17: Coconut Palm Insurance Scheme - State wise Physical Achievement

States	2013-14			2014-15			2015-16		
	Area covered (Ha)	No. of farmers	No. of palms insured (lakh)	Area covered (Ha)	No. of farmers	No. of palms insured (lakh)	Area covered (Ha)	No. of farmers	No. of palms insured (lakh)
Kerala	2512.89	7221	2.85	818.42	2366	0.99	0	0	0
Tamilnadu	963.04	1224	1.85	172.56	153	0.29	90.67	90	0.16
Karnataka	4.80	8	0.01	1.00	2	0	0	0	0
Andhra Pradesh	0	0	0	0	0	0	160.00	12	0.02
Odisha	66.86	468	0.12	29.62	134	0.05	5.00	21	0.01
Maharashtra	2418.13	4972	3.36	522.63	914	0.63	0	0	0
Goa	0	0	0	0	0	0	0	0	0
West Bengal	0	0	0	0	0	0	0	0	0
Total	5965.72	13893	8.19	1544.23	3569	1.96	255.67	123	0.19
States	2016-17			2017-18			2018-19		
	Area covered (Ha)	No. of farmers	No. of palms insured (lakh)	Area covered (Ha)	No. of farmers	No. of palms insured (lakh)	Area covered (Ha)	No. of farmers	No. of palms insured (lakh)
Kerala	254.18	403	0.16	31.21	117	0.04	Nil	Nil	Nil
Tamilnadu	540.10	306	0.97	1275.31	986	1.58	126.77	27.00	0.22
Karnataka	0	0	0	0	0	0	Nil	Nil	Nil
Andhra Pradesh	272.97	316	0.34	275.99	372	0.34	NA	NA	NA
Odisha	0	0	0	17.30	112	0.04	Nil	Nil	Nil
Maharashtra	0	0	0	11.15	25	0.03	NA	NA	NA
Goa	0	0	0	0	0	0	NA	NA	NA
West Bengal	0	0	0	0	0	0	NA	NA	NA
Puducherry	-	-	-	-	-	-	Nil	Nil	Nil
Total	1067.25	1025	1.47	1610.96	1612	2.03	126.77	27.00	0.22

NA - Not Available, UC - awaited

Table 18: Coconut Palm Insurance Scheme - Claims paid (2010-11 to 2018-19)									
State	2010-11	2011-12	2012-13	2013-14	2014-15	2015-16	2016-17	2017-18	2018-19*
	(₹ in lakhs)								
Kerala	16.92	87.42	60.34	66.59	29.78	75.17	0.49	3.40	Nil
Tamilnadu	7.22	1.40	11.58	23.17	2.13	1.04	Nil	Nil	Nil
Karnataka	2.49	0.73	Nil	Nil	Nil	Nil	Nil	Nil	NA
Andhra Pradesh	Nil	Nil	Nil	Nil	Nil	Nil	Nil	0.09	Nil
Odisha	Nil	Nil	Nil	0.05	0.06	0.05	Nil	Nil	Nil
Maharashtra	3.03	4.91	9.48	14.36	2.55	Nil	Nil	Nil	NA
West Bengal	Nil	Nil	Nil	Nil	Nil	Nil	Nil	Nil	Nil
Goa	1.63	Nil	Nil	Nil	Nil	Nil	Nil	NA	NA
Puducherry	Nil	Nil	Nil	Nil	Nil	Nil	Nil	Nil	NA
Total	31.30	94.46	81.40	104.17	34.52	76.27	0.49	3.49	-
NA - Not available *The details of claims are incomplete as the figures are yet to be received from Agriculture Insurance Company									

7. Kera Suraksha Insurance Scheme

3.144 The Kera Suraksha Insurance scheme for Coconut Tree Climbers (CTC) continued during the year 2018-19. The insurance scheme is implemented in association with Oriental Insurance Company Ltd. The sum assured under the policy is ₹2.00 lakh. The period of insurance under the policy is one year with annual premium of ₹112.10 per beneficiary of which ₹84.10 is borne by the Board and the balance ₹28 contributed by the beneficiary. During the year under report the scheme covered all the trainees under the Board's Friends of Coconut Tree (FOCT) and Neera Technician Training Programme, wherein 100 percent of the premium for the insurance for the first year was borne by the Board. During the year under report, 3358 policies were issued, out of which 2449 were new policies and the remaining 909 were renewals. Cumulative number of policies issued under the scheme from the year 2011-12 is 73373. The percentage share of the claim amount settled to total premium paid was 35.10 (2018-19). The details are given below:

Kera Suraksha Insurance Scheme - Achievement							
Year	Number of Policies issued			Premium (₹ in lakhs)	Details of Claims		
	Renewal/ Regular	Trainee	Total		No. of claims settled	Claim paid (₹)	% of claim to premium
2011-12	664	5601	6265	8.91	8	48624	5.46
2012-13	193	7350	7543	11.17	6	150033	13.43
2013-14	259	14029	14288	21.19	27	441355	20.83
2014-15	943	16347	17290	19.62	*21	212138	10.81
2015-16	1477	12489	13966	7.96	30	349447	43.90
2016-17	1642	5339	6981	6.21	27	298141	48.01
2017-18	922	2760	3682	3.14	10	139183	44.33
2018-19	909	2449	3358	3.9	15	136880	35.10
			73373	82.10	144	1775801	21.63

*15 claims were settled by United India Insurance Company and 6 by Oriental Insurance Company in 2014-15.

4. MARKETING, MARKET INTELLIGENCE SERVICES, STATISTICS AND STRENGTHENING OF EXPORT PROMOTION COUNCIL (EPC)

4.1 The Board undertakes market promotion activities for the development of the coconut sector in the country and the industry as mandated in the Coconut Development Board Act. The major activities comprise of Market Promotion, Market Intelligence, Market Research, Market Development, Farmer Producer Organization (FPOs), performing the responsibilities of Export Promotion Council and other enabling policies. The provisional expenditure incurred under the head “Market Promotion & Statistics” during the current year is ₹40.39 lakh, which is exclusive of the support provided under the scheme “Technology Mission on Coconut - Market Promotion”.

I. Market Promotion

(a) Market Promotion projects supported under Technology Mission on Coconut

4.2 The Board undertakes market promotional activities which comprises of generic promotion of various coconut products through campaigns, advertisements, participation and organizing Buyer-Seller Meets in National and International Fairs, exhibitions, festivals etc. As per the revised pattern of assistance under MIDH the Board extends financial assistance in the form of subsidy for product promotion through electronic and print media, hoardings, danglers, kiosks, development of infrastructure for marketing coconut based products limited to a maximum of ₹25 lakh or 100% of the cost, whichever is less, to Government Agencies and Cooperative Societies, ₹6 lakh or 50% of the cost to Federation of CPS (FPOs) and ₹15 lakh for NGOs and Private Institutions. During the year under report, assistance was not extended under this project.

(b) Market Promotion Support for setting up of Coconut Kiosks

4.3 CDB is promoting market development of coconut production through the establishment of retail outlets or coconut kiosks by Farmer Producer organizations. During the year under report, CDB has facilitated establishment of 27 kiosks by FPOs in the states of Kerala and Tamilnadu.

II. Market Intelligence

4.4 The Board undertakes collection, compilation and dissemination of the market data in respect of daily, weekly, fortnightly and monthly prices and arrivals of coconut, copra and coconut oil from the major markets in various states of India. The Board also collects information on import and export of coconut and coconut products on regular basis from DGCIS, Customs and other reliable sources, which is compiled and published.

4.5 The project on Market Intelligence for the North East regions was in operation. Under the project, data on market prices and arrivals of tender coconut, mature coconut and other coconut products from a total of 11 major trading centres in Assam, Nagaland, Tripura and Arunachal Pradesh were collected and collated. A total amount of ₹2.75 lakh was expended for collection of market intelligence from the North East.

III. Market Research

4.6 Market Research projects are supported under the Technology Mission on Coconut. During the year under report, a project on “Market Analysis of Packed Tender Coconut Water in India” by the Institute of Agri Business Management, Swami Keshawanand Rajasthan University, Bikaner was approved at a total project cost of ₹5.00 lakh. The Institute completed the data collection process and data analysis and report preparation is progressing. An amount of ₹2.50 lakh was released as first instalment for the project.

IV. Market Development

4.7 As part of market promotion, 6 new components were introduced during the year under report for exporters and entrepreneurs. The six components are

- (a) Assistance to entrepreneurs/CPCs to participate in domestic trade fairs/ exhibitions
- (b) Buyer Seller meets in metro cities
- (c) Skilled manpower development for processing
- (d) Infrastructure support for establishment of procurement centres by FPOs

- (e) Assistance to Exporters for participation in international exhibitions/trade fairs/buyer seller meets
- (f) Assistance for Quality Certification

4.8 CDB extended opportunities for market development to entrepreneurs, processors and exporters by facilitating participation in various trade fairs and expos. During the year under report, the Board had facilitated participation of stakeholders in six domestic exhibitions in the country viz. 15th International Food and Beverage Processing Expo, Goa; World Coconut Day Exhibition organized by CDB at Raipur; Annapoorna - World Food India International Exhibition and Conference, Mumbai; India International Trade Fair (IITF), New Delhi; 10th East Himalayan Expo, Shillong and 2nd edition of Emerging North East 2019, Guwahati. This has provided an opportunity for the entrepreneurs to improve market for their coconut products.

4.9 Apart from that, CDB had facilitated participation of four exporters in three International exhibitions viz. SIAL (Paris), Biofach (Germany) and Gulf Food (Dubai) and has extended financial assistance for participation in the same.

4.10 The details of the domestic and international exhibitions in which CDB has facilitated participation of entrepreneurs and FPOs are given below:

Details of Domestic Exhibitions

Sl. No.	Name of Exhibition	Date of Exhibition	No. of Participants	Name & Address of Firms	Products displayed by the Firms
1.	15 th International Agro Food & Beverages Expo, Goa	2-4 th August 2018	5	Nina Foods, D7, MIDC, Gokul Shirgaon, Kolhapur, Maharashtra-416 234	Different grades of canned coconut milk, desiccated coconut, virgin coconut oil
				Adivasi Food Products Pvt. Ltd., 401, Matruchaya, Shimpoli, Borivali (West), Mumbai-400 092	Coconut milk powder, desiccated coconut
				Dr. Shekar and Sadasiva Agri. Pvt. Ltd., Kundapur, Gulvady, Udupi-576 282	Desiccated coconut, virgin coconut oil
				MS Cocopani, 12, 5 th Cross, 4 th Block, Kumara Park (West), Bengaluru-560 020	Packed tender coconut water
				De Alben, Lourd Avenue, 6/49, K. Pungamapalayam, Karamadal, Tamilnadu-641 104	Coconut sugar, coconut palm nectar, neera spread

Sl. No.	Name of Exhibition	Date of Exhibition	No. of Participants	Name & Address of Firms	Products displayed by the Firms
2.	World Coconut Day, Raipur	2 nd September 2018	13	Indira Gandhi Krishi Viswa Vidyalaya	
				Department of Horticulture, Chhattisgarh	
				Department of Horticulture, Chhattisgarh	
				Keratech Pvt. Ltd., Keramithra Bhavan, Thrissur-680 615, Kerala	VCO and based products, coconut chips
				Yogic Foods Pvt. Ltd., 1/80, Ambrampalayam, Chungam, Pollachi	Tender coconut water
				Vijayanagar Biotech Pvt. Ltd., Andhra Pradesh	Virgin coconut oil
				Coconut Handicrafts, Bihar	Coconut shell based handicrafts
				Marico India Pvt. Ltd., Mumbai	Coconut oil
				Dinesh Foods, Kerala	Coconut milk, VCO, desiccated coconut chips, fortified coconut milk cream, hair oil, baby oil, coconut oil
				Vepuri Agro Products, Andhra Pradesh	Virgin coconut oil
				Natanutrico Coconut Products Pvt. Ltd., Narath, Kannur, Kerala	Nata de coco, honey etc.
				Wetree, Pollachi, Coimbatore-642 005	Virgin coconut oil

Sl. No.	Name of Exhibition	Date of Exhibition	No. of Participants	Name & Address of Firms	Products displayed by the Firms
3.	Annapoorna World Food India International Exhibition and Conference, Mumbai	27-29 th September 2018	10	Nina Foods, D-7, MIDC, Gokul Shirgaon, Kolhapur, Maharashtra-416 234	Different grades of canned coconut milk, desiccated coconut, virgin coconut oil
				Adivasi Food Products Pvt. Ltd., 401, Matruchaya, Shimpoli, Borivali (West), Mumbai-400 092	Coconut milk powder, desiccated coconut
				Dr. Shekar and Sadasiva Agri. Pvt. Ltd., Kundapur, Gulvady, Udupi-576 282	Desiccated coconut, virgin coconut oil
				MS Cocopani, 12, 5 th Cross, 4 th Block, Kumara Park, (West) Bengaluru-560 020	Packed tender coconut water
				Mahura Agro Process Pvt. Ltd., 2-A, Tapovan Complex, Karadimadai Road, Kupparnur, Coimbatore-641 010	Packed tender coconut water and shake
				M.S.C Packaging, A/10, MIDC, Chincholi, Talmohol, Solapur District, Maharashtra	Desiccated coconut and coconut flakes
				Sakthi Coco Products, No.9/2, Sakthi Industrial Estate, Udumalpet Road, Pollachi, Coimbatore-3	Coconut sugar, packed tender coconut water
				Wetree, Pollachi, Coimbatore-642 005	Extra virgin coconut oil
				Cocosath Health Products, 4 th Floor, Palackal Court, M.G. Road, Ernakulam-682 035, Kerala	Virgin coconut oil based ayurvedic oils viz. skin care, hair oil and baby oil

Sl. No.	Name of Exhibition	Date of Exhibition	No. of Participants	Name & Address of Firms	Products displayed by the Firms
4.	India International Trade Fair(IITF), New Delhi	14-27 th November 2018	8	Keratech Coconut Oil Manufacturing Co. Pvt. Ltd., Keramithra Bhavan, P.O Engandiyoor, Thrissur-680 015, Kerala	Virgin coconut oil and VCO based products, coconut chips
				Agricoles Natural Foods Pvt. Ltd., 62, Gitanjali Heavently Villas, Kuttur Post, Thrissur-680 013, Kerala	Tender coconut water
				Pranshu Coconut Handicraft	Coconut shell based handicrafts
				Distributors of 5 coconut product manufacturers based in Delhi participated apart from the above 3 manufacturers	
5.	10 th East Himalayan Expo, Shillong	10-17 th December 2018	2	Yogic Foods Pvt. Ltd., 1/80, Ambrampalayam, Chungam, Pollachi, Tamilnadu	Tender coconut water
				Pranshu Coconut Handicraft	Coconut shell based handicrafts

Sl. No.	Name of Exhibition	Date of Exhibition	No. of Participants	Name & Address of Firms	Products displayed by the Firms
6.	2 nd Edition of Emerging North East 2019, Guwahati	20-22 nd February 2019	3	Keratech Coconut Oil Manufacturing Co. Pvt. Ltd., Keramithra Bhavan, Engandiyoor, Thrissur-15, Kerala	Virgin coconut oil and VCO based products, coconut chips
				Vadakara Coconut Producer Co., 2 nd Floor, Al-Diyafa Complex, Co-operative Hospital Road, Vatakara, Kozhikode-1, Kerala	Coconut oil, neera, Virgin coconut oil
				Yogic Foods Pvt. Ltd., 1/80, Ambrampalayam, Chungam, Pollachi, Tamilnadu	Tender coconut water

Details of International Exhibitions

S. No.	Name of Exhibition	Date of Exhibition	No. of Participants	Name & Address of Firms	Products displayed by the Firms
1.	SIAL, Paris	19-2 nd November 2018		Holista Transworld Pvt. Ltd.	Coconut milk
2.	Biofach, Germany	13-16 th February 2019		Vama Oil Pvt. Ltd.	Organic virgin coconut oil, organic coconut sugar, organic desiccated coconut powder
				Kovai Agro Foods	Organic virgin coconut oil, organic desiccated coconut powder, organic tender coconut water, organic coconut flour
3.	Gulf Food, Dubai	17-21 st February 2019		Holista Transworld Pvt. Ltd.	Coconut milk

4.11 CDB has also organized a Buyer Seller Meet in Patna in October 2018 mainly for developing alternate marketing channels for raw coconut with the active participation of FPOs in northern states.

4.12 During the month of February and March 2019, CDB organized two seminars for exporters, one in Coimbatore on 22nd February 2019 and another in Bengaluru on 1st March 2019. The objective of the seminar was to provide an overall understanding of the present export scenario, trade barriers and tariffs and the beneficial schemes and provisions enabled by government agencies. Around 70 exporters from the State of Tamilnadu and Kerala attended the Seminar held at Coimbatore and around 80 exporters from the State of Karnataka, Maharashtra, Andhra Pradesh, Gujarat etc. attended the programme held at Bengaluru.

V. Farmer Producer Organization (FPO)

4.13 The Board facilitated the formation of Farmer Producer Organizations with the main objective of socio economic development of coconut farmers through productivity improvement, cost reduction, efficient aggregation, processing for value addition, better by-product utilization and efficient marketing of the produce. It aims at providing a fair, steady and reasonable income to farmers by organizing the unorganized coconut sector through farmer collectives. Farmer Producer Organizations provide a platform for the overall empowerment of farming community. True empowerment happens only when farmers are involved in all stages of the value addition supply chain, such as, production, aggregation, processing, marketing, distribution and sales. In a case where farmers restrict their action only to aggregation or collection, while letting private players do value addition and diversification, chances are that, farmers will end up agreeing to the terms of private players and remain price takers rather than price fixers. Only when farmers start an enterprise of their own, they will learn to plan, collaborate, work in a team, take decisions and risks, interact with people from other spheres and sectors, thus learning and growing with the enterprise. This helps in inducing self confidence within the farmers thus enabling their overall development.

4.14 The Coconut Farmer Producer Organizations promoted by the Board have a three tier structure consisting of Coconut Producer Society (CPS), Coconut Producer Federation (CPF) and Coconut Producer Company (CPC).

Coconut Producer Society (CPS)

4.15 CPS is formed by associating 40-100 coconut growers in a contiguous area with range of 4000-6000 yielding palms. Farmers with a minimum of ten palms are only eligible to be a part of this society under the assumption that surplus coconut after domestic use is only generated in case the number of palms is more than ten. Once the society is formed, it is registered under the Charitable Societies Act and also with the Board. CPS is registered as a charitable society with the primary aim of spreading knowledge and good coconut cultivation practices among the public as well as to ease the formation of the Producer Company.

4.16 All the Societies have a common bye-law. The concept of CPS is based on the following points:

- A non-subsidized, knowledge based, farmer centered approach in organizing farmers
- Total inclusive growth of farmers
- Facilitation, handholding, nurturing empowering and finally leading to sustainability
- Group approach
- Development of common infrastructure
- Reduction of wastages
- Disintermediation of supply chain
- Product diversification including by-product utilization
- Enhanced production, productivity
- Market development

4.17 Main functions and procedures of CPS as conceived by CDB are as follows:

- Regular meetings, discussion and planning of activities
- Synchronizing harvesting operation
- Effective pooling of resources
- Integration of activities
- Small scale activities at CPS level
- Better by-product utilization

Coconut Producer Federation (CPF)

4.18 CPF is formed by combining 15 to 25 CPSs. A CPF would have around one lakh palms under it. CPF is also registered as a charitable society and further registered with CDB. The main activities and objectives of CPF are as follows:

- To ensure integrated socio economic advancement of member CPS
- To undertake pooling and collective marketing of the produce of CPS
- To make available good quality seedlings to CPS
- To disseminate latest technologies in production, procurement, processing and marketing
- To undertake R&D activities in coconut based farming
- To help members get credit facilities at lower interest rates
- To train Friends of Coconut Trees (FoCT) and ensure their service for CPS
- To identify good quality mother palms
- To undertake measures for coconut based product diversification and value addition
- To form more CPS in the operational area of CPF, if found necessary.

Coconut Producer Company (CPC)

4.19 10-20 CPFs would join together to form a CPC. A CPC would consist of around ten lakh yielding palms. The company would be registered under Section 581B of the

Indian Companies Act, 1956. The Producer Company is wholly and fully owned by the farmers. The main objectives of CPC are as below:

- Logical scaling up of CPS and CPF to CPC to ensure sustainable income
- Development of coconut farmers
- Decision making for sustained development of stakeholder (farmer)
- Capacity building and trainings for representatives from CPF and CPS
- Venturing into product diversification, processing and marketing
- Brand building and market development

4.20 Producer Company minimizes interference from other external bodies thus ensuring that the real power rests with members of the company itself. Collaboration with other institutions, raising investment etc. becomes easier in case of a Producer Company. Such company functions like any other private limited company with only difference being that the profit incurred flows back to farmers who own the company. The probability of such an enterprise sustaining is greater compared to co-operatives or other forms of collective. Further, three tier structure of Producer Company ensures maximum participation from farmers.

4.21 The State wise status of CPS and CPF registered with the Board as on 31.03.2019 is furnished below:

Sl. No.	State	CPS	CPF	CPC
1	Kerala	7226	467	29
2	Tamilnadu	665	69	17
3	Karnataka	400	125	13
4	Andhra Pradesh	1148	82	8
5	West Bengal	216	0	0
6	Assam	27	0	0
7	Odisha	39	0	0
8	Gujarat	14	0	0
9	Maharashtra	1	0	0
	Total	9736	743	67

Activities undertaken by the FPOs for Market Promotion

4.22 Setting up of sales outlets/kiosks for value added coconut products with an objective of market development and market promotion of value added products of coconuts, Board is extending support to FPOs for establishing retail sales counters for coconut products. Under the programme Board extends reimbursement of 50% of the expenses subject to a maximum of ₹1.5 lakh towards the cost incurred on infrastructure. Details of assistance extended to FPOs during the last five years are as follows:

S. No.	Year	No. of units set up by FPOs	Subsidy released (₹)
1.	2014-15	10	10,61,700
2.	2015-16	80	99,28,000
3.	2016-17	14	19,28,000
4.	2017-18	51	62,30,371
5.	2018-19	3	3,02,796
Total		158	1,94,50,867

VI. Minimum Support Price (MSP)

4.23 The Government of India announces the Minimum Support Price (MSP) for Milling as well as Ball Copra on the recommendation of the Commission for Agriculture Costs and Prices (CACP) for every season. The Board provided its recommendations for the computation of CACP for the season 2019 based on the cost of cultivation of coconut and the cost of conversion to copra. The Government of India announced the Minimum Support Price (MSP) for Fair Average Quality (FAQ) milling copra is ₹9521 per quintal and that of Fair Average Quality (FAQ) of ball copra at ₹9920 per quintal for the season 2019. Based on the MSP for milling copra fixed for the season 2019, the Government of India has also declared equivalent price for matured dehusked coconut with water at ₹2571 per quintal.

VII. Export Promotion Council (EPC)

4.24 Department of Commerce, Ministry of Commerce and Industry, Government of India has notified Coconut Development Board as an Export Promotion Council (EPC)

for all coconut products other than those made from coconut husk and fibre vide Public Notice No.169 (RE-2008)/2004-09 New Delhi dated the 1st April 2009. In pursuance of the above notification coconut products such as coconut water based products, raw coconuts, coconut oil, dry coconuts, ball copra, cut copra, medicated coconut oil, coconut oil based hair/massage oils, virgin coconut oil, coconut based convenience foods, coconut shell, coconut shell powder, coconut shell charcoal, coconut shell based activated carbon, coconut shell buttons, handicrafts made out of coconut shell and parts of coconut tree, coconut wood furniture etc. fall within the jurisdiction of the Coconut Development Board.

4.25 During the period under report 469 exporters have been issued Registration cum Membership Certificate (RCMC), making the cumulative registration to 3743 numbers.

State wise details of RCMC issued during 2018-19

Sl. No.	State	2018-19
1.	Tamilnadu	248
2.	Kerala	68
3.	Maharashtra	64
4.	Karnataka	21
5.	Gujarat	25
6.	Delhi	6
7.	Andhra Pradesh	7
8.	Telangana	3
9.	Other States	27
Total		469

Services provided by EPC to the exporting community

- Issuing Registration-Cum-Membership Certificates to exporters.
- Facilitating participation in International Trade Fairs.
- Analyzing market potential and market trends for the benefit of exporters.
- Providing commercially useful information and assistance to exporters in developing and increasing their exports.

- Providing professional advice in areas such as technology upgradation, quality and design improvement, standards and specifications, product development, packaging etc.
- Providing data on the exports and imports of the country, and other relevant trade data.
- Organizing Seminars, Conferences and Buyer-Seller Meet.

4.26 Under the Foreign Trade Policy (FTP) 2015-20 most of the coconut products are eligible for export benefits under MEIS and Duty Drawback Schemes. Details of benefits under both schemes are given below. The benefit of schemes are payable as percentage of realized Free On Board (FOB) value.

Benefits available for the Coconut Products under Foreign Trade Policy (FTP) 2015-20 Schemes: MEIS (Merchandise Exports from India Scheme) and Duty Drawback Scheme

Export Incentives for Coconut Products				
Sl. No.	Products	ITC HS Code	MEIS Reward Rate	Duty Drawback
1	Broom	96031000	7%	1.50%
2	Chutney powder	20081920	7%	0.15%
3	Coconut biscuits	19053100	7%	0.15%
4	Coconut chips	21069099	5%	0.15%
5	Coconut cream	20089999	7%	0.15%
6	Coconut hookah	96140000	7%	1.50%
7	Coconut jaggery	17029090	Nil	0.15%
8	Coconut Juice	20098990	7%	0.15%
9	Coconut milk	20098990	7%	0.15%
10	Coconut milk powder	21069050	5%	0.15%
11	Coconut oil	15131100/ 15131900	Nil	0.15%
12	Coconut oil based fatty acid	38231900	2%	1.50%
13	Coconut oil based medicated soaps	34011110	3%	1.50%
14	Coconut shell based activated carbon	38021000	2%	1.50%

15	Coconut shell charcoal	44029010	5%	Nil
16	Coconut shell oval	14049090	7%	0.15%
17	Coconut water powder	21069050	5%	0.15%
18	Copra (ball and milling)	12030000	Nil	0.15%
19	Desiccated coconut	8011100	7%	0.15%
20	Dry coconut	08011220/ 08011920	5% (for 08011220), 7% (for 08011920)	0.15%
21	Flavored coconut milk	20098990	7%	0.15%
22	Fresh coconut	08011210/ 08011910	5% (for 08011210), 7% (for 08011910)	0.15%
23	Frozen coconut	08011290/ 08011990	5% (for 08011290), 7% (for 08011990)	0.15%
24	Grated coconut	08011290/ 08011990	5% (for 08011290), 7% (for 08011990)	0.15%
25	Hair cream	33059030	2%	1.50%
26	Nat-de-coco	20079990	7%	0.15%
27	Neera	22019090	Nil	Nil
28	Oil cake (expeller variety)	23065010	5%	0.15%
29	Oil cake (solvent extracted variety)	23065020	5%	0.15%
30	Other coconut hair oil	33059019	3%	1.50%
31	Perfumed coconut hair oil	33059011	3%	1.50%
32	Shell buttons	96062910	3%	1.50%
33	Shell powder	14049090	7%	0.15%
34	Tender coconut water	22029090	3%	0.15%
35	Packed Tender coconut water	22029090	3%	0.15%
36	Vinegar	22090090	3%	0.15%
37	Virgin coconut oil	15131100/ 15131900	Nil	0.15%

4.27 The details of export of coconut products during the period under report are shown below:

Export of Coconut Products from India (Quantity in MT, Value Rupees in crores)					
Sl. No.	Item	2017-18		2018-19 (up to January 2019)	
		Quantity	Value	Quantity	Value
1	Activated Carbon	93392.08	951.27	80467.60	1123.64
2	Coconut Fresh excluding DC and Endocarp	38648.15	194.48	28942.22	147.9
3	Coconut Dried excluding DC and Endocarp	12933.52	156.07	14811.42	175.13
4	Coconut Oil (Refined oil and fractions)	7016.65	137.80	5448.35	112.54
5	Desiccated Coconut	8421.51	112.13	1379.48	12.57
6	Shell Charcoal	23547.00	73.18	54203.00	52.20
7	Other Coconuts excluding Fresh and Dried & DC & Endocarp	9390.00	60.79	4157.41	32.28
8	Copra	3028.40	34.69	1922.76	29.89
9	Other Endocarp	1182.88	14.24	971.38	14.28
10	Fresh Endocarp	2962.04	8.62	4343.33	16.86
11	Shell Charcoal (Other)	3105.00	6.10	46079.00	87.29
12	Coconut Oil (Crude oil and fractions)	305.48	5.35	11.39	0.24
13	Shell unworked	564.28	5.30	447.87	3.91
14	Dried Endocarp	226.73	2.10	353.41	2.37
15	Other Residues of Coconut or Copra	185.00	1.96	427.03	0.86
16	Miscellaneous	-	0.21	6.61	0.53
	Total		1764.31		1812.55
Source: DGCI&S, Kolkata					

4.28 The details of import of coconut products during the period under report are shown below:

Import of Coconut Products to India (Quantity in MT, Value Rupees in crores)					
Sl. No.	Item	2017-18		2018-19	
		Quantity	Value	Quantity	Value
1	Oil Cake expeller variety	211373.07	303.03	170405.73	273.17
2	Copra	4602.02	41.83	9885.46	69.52
3	Coconut Oil (Refined Oil and fractions)	566.41	6.30	25.63	0.77
4	Other Residues of Coconut or Copra	727.41	5.30	7475.10	15.74
5	Shell Charcoal (Other)	1390.00	5.02	1037.00	6.60
6	Desiccated Coconut	314.31	3.14	2040.51	19.01
7	Button of Coconut Shell/Wood	88.27	3.06	357.46	7.21
8	Other Coconuts excluding Fresh & Dried & DC & Endocarp	125.00	1.42	6.02	0.13
9	Oil Cake solvent extracted variety	17.00	0.18	401.18	1.31
10	Shell Charcoal	40.00	0.07	21299.00	77.16
11	Other Endocarp	0.80	0.01	0.00	0.00
12	Shell unworked	0	0	0.00	0.0
13	Coconut Fresh excluding DC and Endocarp			26.00	0.14
	Total		369.36		470.81
Source: DGCI&S, Kolkata					

Price Trend

4.29 The price of coconut and its products in all the important markets in the country expressed a mixed trend during the period under report.

Coconut Oil

4.30 The monthly average price of coconut oil at Kochi, which was ruling at ₹19840 per quintal during April 2018, expressed a declining trend except a slight increase in December 2018 and January 2019 and closed at ₹16542 per quintal in March 2019. The annual average price of ₹17414 per quintal was about 5 percent higher than that of the previous year 2017-18 and 70 percent higher than that of yearly average price of 2016-17. The prices of coconut oil in other two major markets in Kerala viz. Alappuzha and Kozhikode also moved in tune with that of the trend witnessed at Kochi market. The annual average price of ₹17405 per quintal at Alappuzha market was about 5 percent higher than that of the previous year 2017-18 and 70 percent higher than that of yearly average price of 2016-17. The annual average price of ₹18017 per quintal at Kozhikode market was almost same as that of the previous year 2017-18 and 71 percent higher than that of yearly average price of 2016-17. The monthly average price of coconut oil quoted at Kochi, Alappuzha and Kozhikode markets during the last three years and the corresponding graphical representations are given in **Table 19 to 21 and Fig.1 to 3.**

4.31 Kangayam in Tamilnadu is a major prominent market for copra and coconut oil. Since many of the coconut oil processing units in Tamilnadu are concentrated in Erode-Kanagayam belt, Kangayam has been emerged as the biggest copra and coconut oil trading centre in the country.

4.32 The monthly average price of coconut oil which opened at ₹18076 per quintal at Kangayam market during April 2018, expressed a downward trend except a slight increase in December 2018 and January 2019 and the price closed at ₹12905 per quintal. The yearly average price of ₹15131 was about 2 percent higher than that of the previous year 2017-18 and 64 percent higher than that of yearly average price of 2016-17. The monthly average price of coconut oil quoted at Kangayam market during

the last three years and the corresponding graphical representations are given in **Table 22 and Fig.4.**

4.33 The international price of coconut oil, which opened at US\$ 1138 per MT in April 2018, expressed an overall downward trend during the year and closed at US\$ 682 in March 2019. The yearly average price of US \$ 871 per MT was about 42 percent lower than that of the previous year 2017-18 and 45 percent lower than that of yearly average price of 2016-17. The international price of coconut oil during the last three years and the corresponding graphical representation are given in **Table 23 and Fig.5.**

4.34 The domestic prices of coconut oil averaged at USD 2577 per MT during 2018-19, which is almost double of the international price of coconut oil which averaged at USD 871 per MT (RBI conversion rate 2018-19: 1USD= ₹69.92)

Desiccated Coconut

4.35 The international price of desiccated coconut, which opened at US\$ 2475 per MT in April 2018, expressed an overall downward trend during the year and closed at US\$ 1720 per MT in March 2019. The yearly average price of US\$ 2174 per MT was about 14 percent lower than that of the previous year 2017-18 and 11 percent lower than that of yearly average price of 2016-17. The international price of desiccated coconut during the last three years and the corresponding graphical representation are given in **Table 24 and Fig.6.**

Milling Copra

4.36 The monthly average price of FAQ grade milling copra at Kochi, which opened at ₹13217 per quintal during the month of April 2018, expressed a downward trend during the year except a slight increase in December 2018 and January 2019. The price at this market closed at ₹10442 per quintal in March 2019. The prices of milling copra in other two major markets in Kerala viz. Alappuzha and Kozhikode also moved in tune with that of the trend witnessed at Kochi market. The annual average prices of ₹11329 per quintal at Kochi market and ₹11194 per quintal at Alappuzha market in 2018-19 were about 0 to 2 percent higher than those of the previous year 2017-18 and about 69 to 70 percent higher than those of yearly average prices of 2016-17 in the

respective markets. The annual average price of ₹11385 per quintal at Kozhikode market were 2% lower than that of the previous year 2017-18 and 71% higher than that of 2016-17. The monthly average price of milling copra quoted at Kochi, Alappuzha and Kozhikode markets in Kerala during the last three years and the corresponding graphical representations are given in **Table 25 to 27 and Fig.7 to 9.**

4.37 The monthly average price of milling copra at Kangayam in Tamilnadu which opened at ₹12608 per quintal in April 2018 expressed an overall downward trend and closed at ₹9235 per quintal. The annual average price of ₹10395 per quintal was almost same as that of the previous year 2017-18 and 63 percent higher than that of yearly average price of 2016-17. The monthly average price of milling copra quoted at Kangayam market during the last three years and the corresponding graphical representation are given in **Table 28 and Fig.10.**

4.38 The yearly International average price of copra at Philippines/Indonesia (CIF N.W. Europe) market was US\$ 571 per MT in 2018-19, which was about 43 percent lower than that of the previous year 2017-18 and 45 percent lower than that of yearly average price of 2016-17. The monthly average price of milling copra quoted at Philippines/Indonesia (CIF N.W. Europe) markets during the last three years and the corresponding graphical representations are given in **Table 29 and Fig.11.**

4.39 The domestic average price of copra (USD 1620 per MT) was 2.8 times higher than the International price (USD 571 per MT).

Ball Copra

4.40 Tiptur APMC market in Karnataka is the biggest ball copra market in the country. The price of ball copra at Tiptur, which opened at ₹13743 per quintal during the month of April 2018 expressed a mixed trend and closed at ₹16365 in March 2019. The yearly average price of ₹15932 per quintal was about 43 percent higher than that of the previous year 2017-18 and 118 percent lower than that of yearly average price of 2016-17. The price of ball copra at Arsikere market in Karnataka, which opened at ₹13540 per quintal also expressed a mixed trend and closed at ₹16114 in March 2019. The yearly average price of ₹15708 per quintal was about 48 percent higher than that of the previous year 2017-18 and 120 percent higher than that of yearly average price of

2016-17. The monthly average price of ball copra quoted at Tiptur and Arsikere markets in Karnataka during the last three years and the corresponding graphical representation are given in **Table 30 & 31 and Fig.12 & 13.**

4.41 In Kerala, Kozhikode is the major market for ball copra and edible grade copra. The monthly average price of ball copra at Kozhikode market, which opened at ₹15838 per quintal during the month of April 2018, expressed a mixed trend during the financial year and closed at ₹13123 per quintal in March 2019. The annual average price of ₹15682 per quintal was 40 percent higher than the previous year 2017-18 and 131 percent higher than that of yearly average price of 2016-17. The monthly average price of Rajapur edible copra at Kozhikode market, which opened at ₹17188 per quintal during the month of April 2018 expressed a mixed trend during the year and closed at ₹15152 per quintal in March 2019. The annual average price of ₹17597 per quintal was 41 percent higher than the previous year 2017-18 and about 124 percent higher than that of yearly average price of 2016-17. The monthly average prices of ball copra and Rajapur copra quoted at Kozhikode markets during the last three years and the corresponding graphical representations are given in **Table 32 & 33 and Fig.14 & 15.**

Coconut

4.42 The price of dry coconut at Kozhikode market, which opened at ₹9550 per thousand nuts in April 2018 expressed an increasing trend till July and thereafter expressed a declining trend and closed at ₹7268 in March 2019. The yearly average price of ₹9165 per thousand nuts was about 6 percent higher than the previous year 2017-18 and 44 percent higher than that of yearly average price of 2016-17. The monthly average price of coconut (without husk) at Alappuzha market opened at ₹17977 per thousand nuts during April 2018, expressed an overall declining trend except during the month of December and January. The price closed at ₹16732 per thousand nuts in March 2019. The yearly average price of ₹17336 per thousand nuts was about 16 percent higher than the previous year 2017-18 and 49 percent higher than that of yearly average price of 2016-17. The monthly average price of dry coconut quoted at Kozhikode and coconut without husk quoted at Alappuzha markets in Kerala and the corresponding graphical representation are given in **Table 34 & 35 and Fig.16 & 17.**

4.43 In Karnataka, Arsikere and Mangalore are the major markets for partially dehusked coconut. The monthly average price of partially dehusked coconut at Arsikere market in Karnataka, which opened at ₹21000 per thousand nuts in April 2018 expressed an overall mixed trend during the financial year and closed at ₹14963 in March 2019. The yearly average price of ₹16038 per thousand nuts was 14 percent higher than the previous year 2017-18 and about 68 percent higher than that of yearly average price of 2016-17. The price of partially dehusked coconut (Grade-I quality) at Mangalore market which opened at ₹23000 per thousand nuts in April 2018 expressed a mixed trend during the financial year and closed at ₹21000 in March 2019. The yearly average price of ₹20866 per thousand nuts was about 6 percent higher than the previous year 2017-18 and 39 percent higher than that of yearly average price of 2016-17. The monthly average price of partially dehusked coconut quoted at Arsikere and Mangalore markets in Karnataka and the corresponding graphical representations are given in **Table 36 & 37 and Fig.18 & 19.**

4.44 The price of green coconut at Pollachi market in Tamilnadu, opened at ₹16484 per thousand nuts in April 2018 and closed at ₹12194 per thousand nuts in March 2019. The yearly average price of ₹13483 per thousand nuts was about 13 percent lower than the last year 2017-18 and 65 percent higher than that of yearly average price of 2016-17. The yearly average price of black coconut at Pollachi market in Tamilnadu was ₹13704 per thousand nuts, which was about 13 percent lower than the last year 2017-18 and 63 percent higher than that of yearly average price of 2016-17. The monthly average price of green coconut and black coconut (without husk) quoted at Pollachi market and the corresponding graphical representation are given in **Table 38 & 39 and Fig.20 & 21.**

4.45 The domestic price of dehusked coconut in Philippines opened at \$175 per MT and closed at \$116 per MT with an yearly average of \$132 per MT during the year 2018-19. The monthly average price of coconut in Philippines and the corresponding graphical representation are given in **Table 40 and Fig.22.**

Table 19 & Figure 1

Monthly Average Price of Coconut Oil at Kochi (₹ per Quintal)			
Month	2016-17	2017-18	2018-19
April	8756	13537	19840
May	8558	13265	19597
June	8392	13283	18882
July	8160	13932	18261
August	9327	15077	17519
September	9693	16550	16390
October	9775	16862	15294
November	10308	18333	14656
December	11318	19945	16081
January	12328	20119	18394
February	13617	19771	17518
March	12838	18832	16542
Average	10256	16626	17414

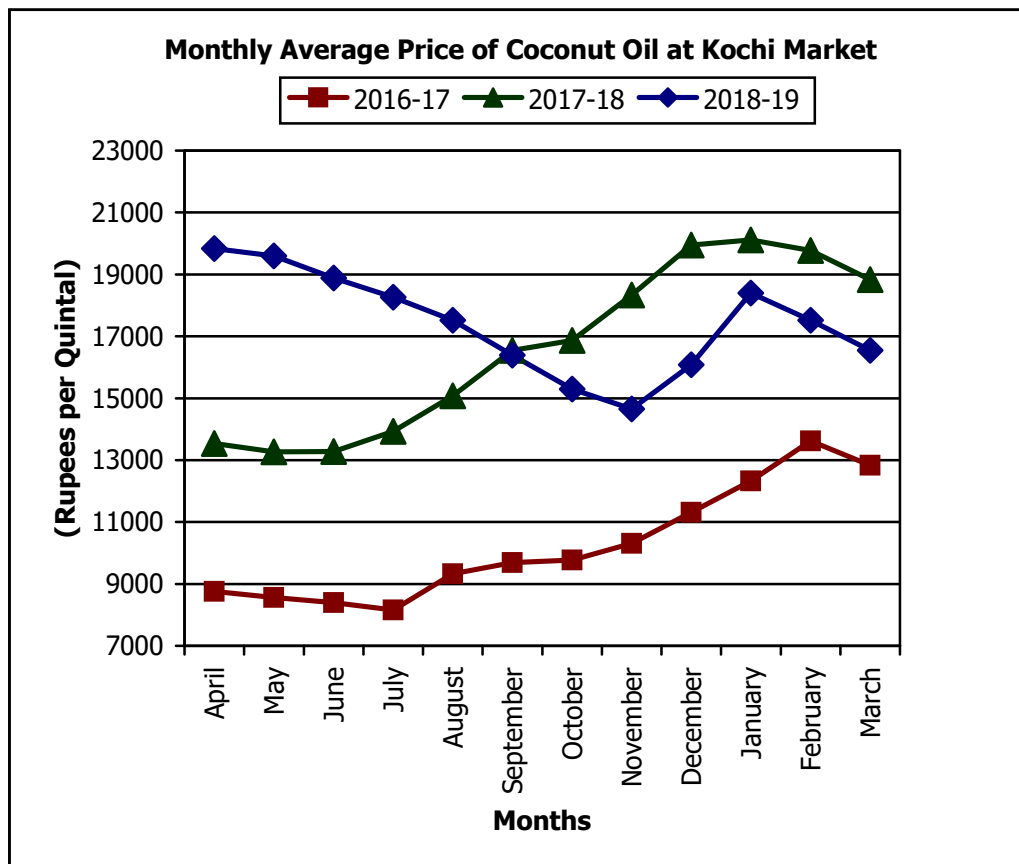


Table 20 & Figure 2

Monthly Average Price of Coconut Oil at Alappuzha (₹ per Quintal)			
Month	2016-17	2017-18	2018-19
April	8744	13547	19827
May	8585	13255	19619
June	8384	13303	18717
July	8156	13874	18287
August	9277	15045	17548
September	9672	16443	16477
October	9761	16819	15310
November	10291	18283	14602
December	11285	19887	15948
January	12220	20139	18406
February	13687	19775	17536
March	12833	18865	16584
Average	10241	16603	17405

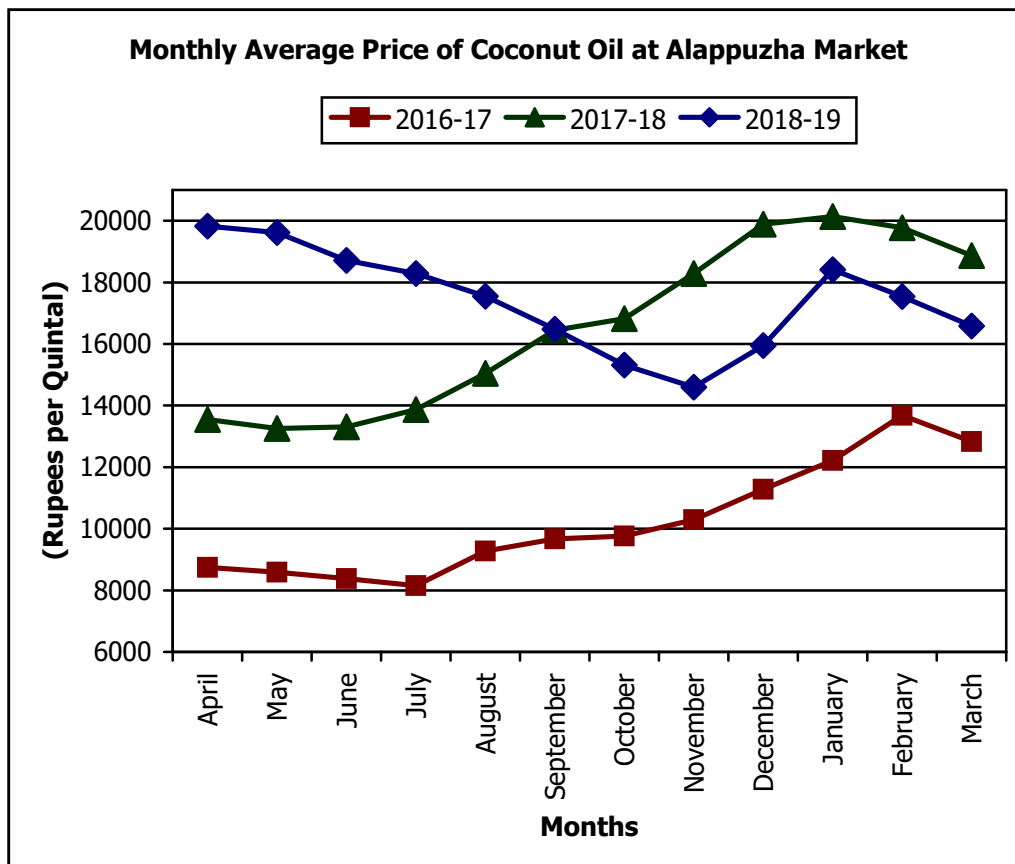


Table 21 & Figure 3

Monthly Average Price of Coconut Oil at Kozhikode (₹ per Quintal)			
Month	2016-17	2017-18	2018-19
April	8664	14323	20818
May	8677	14310	20379
June	8619	14443	19278
July	8350	14877	18842
August	9465	16265	18419
September	10187	18000	17335
October	10429	18547	15416
November	10604	20287	15417
December	11644	21708	16613
January	12440	22094	18703
February	13892	21779	17957
March	13415	19703	17023
Average	10532	18028	18017

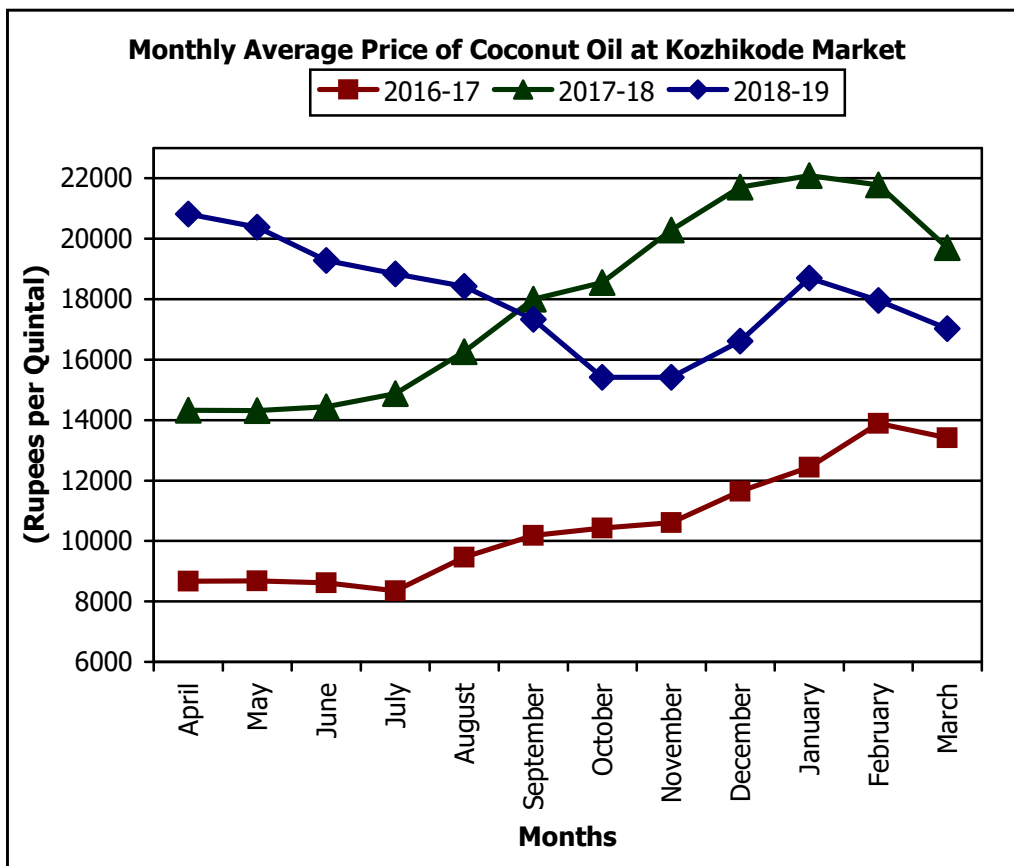


Table 22 & Figure 4

Monthly Average Price of Coconut Oil at Kangayam (₹ per Quintal)			
Month	2016-17	2017-18	2018-19
April	7947	11970	18076
May	7478	11542	17452
June	7409	11162	16764
July	7183	11841	16204
August	8463	12916	15572
September	8850	14882	14064
October	8856	14968	12914
November	8212	16433	12687
December	10407	18634	14112
January	11771	18544	16490
February	12252	18829	14329
March	11780	17054	12905
Average	9217	14898	15131

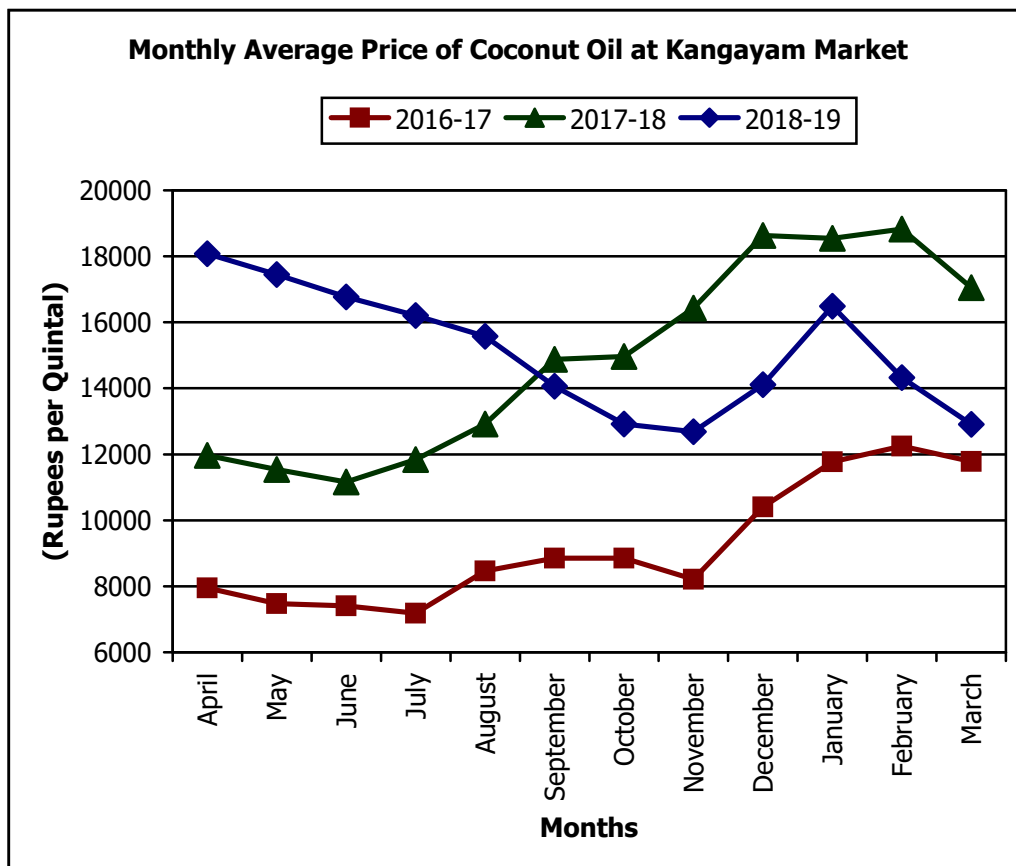


Table 23 & Figure 5

Monthly Average International Price of Coconut Oil (CIF Rotterdam) (US \$ per Metric Ton)			
Month	2016-17	2017-18	2018-19
April	1590	1571	1138
May	1444	1683	1049
June	1455	1697	942
July	1495	1585	908
August	1547	1604	907
September	1549	1531	907
October	1446	1463	850
November	1555	1549	787
December	1699	1519	794
January	1836	1399	782
February	1719	1252	710
March	1547	1123	682
Average	1574	1498	871

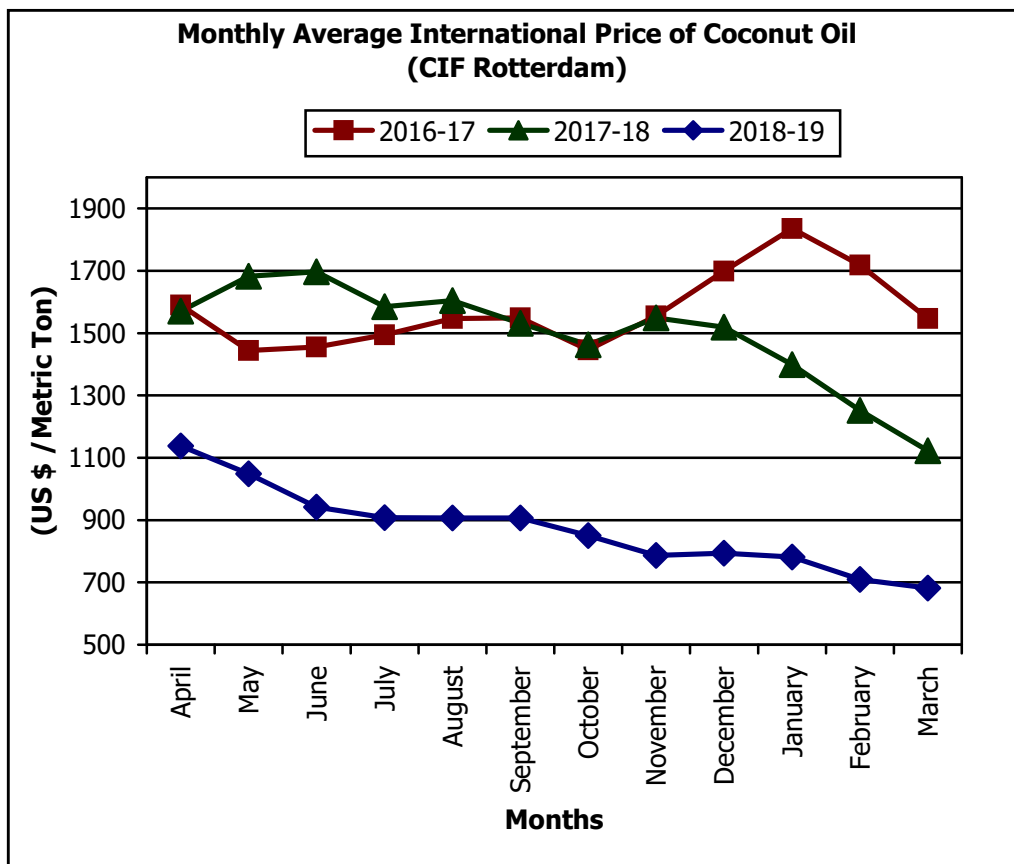


Table 24 & Figure 6

Monthly Average International Price of Desiccated Coconut (Philippines FOB) (US \$ per Metric Ton)			
Month	2016-17	2017-18	2018-19
April	2285	2494	2475
May	2398	2653	2469
June	2497	2655	2418
July	2481	2636	2396
August	2458	2544	2352
September	2442	2505	2334
October	2415	2502	2264
November	2419	2475	1954
December	2444	2493	1993
January	2475	2437	1979
February	2528	2502	1731
March	2480	2477	1720
Average	2444	2531	2174

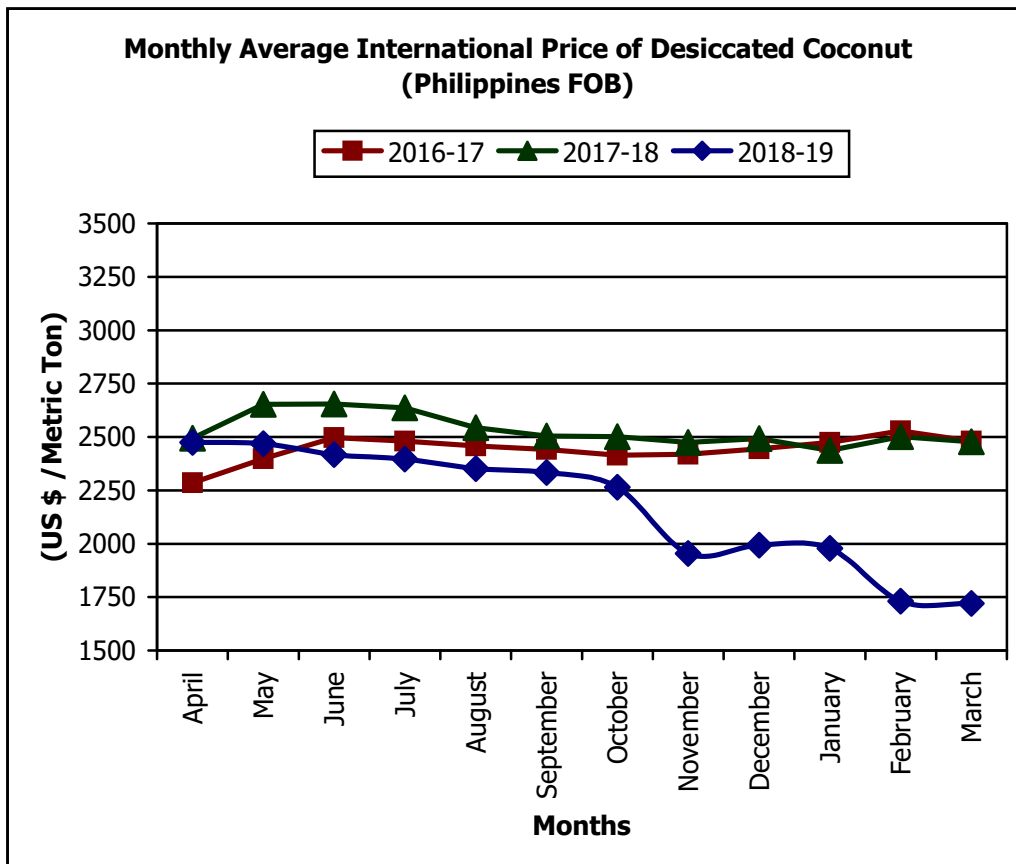


Table 25 & Figure 7

Monthly Average Price of Copra (FAQ) at Kochi (₹ per Quintal)			
Month	2016-17	2017-18	2018-19
April	5796	8947	13217
May	5549	8750	13037
June	5408	8683	12184
July	5237	9284	11882
August	6113	10224	11411
September	6345	11517	10617
October	6407	11662	9674
November	6746	13133	9222
December	7360	14397	10510
January	8172	14019	12294
February	8974	13623	11457
March	8404	12321	10442
Average	6709	11380	11329

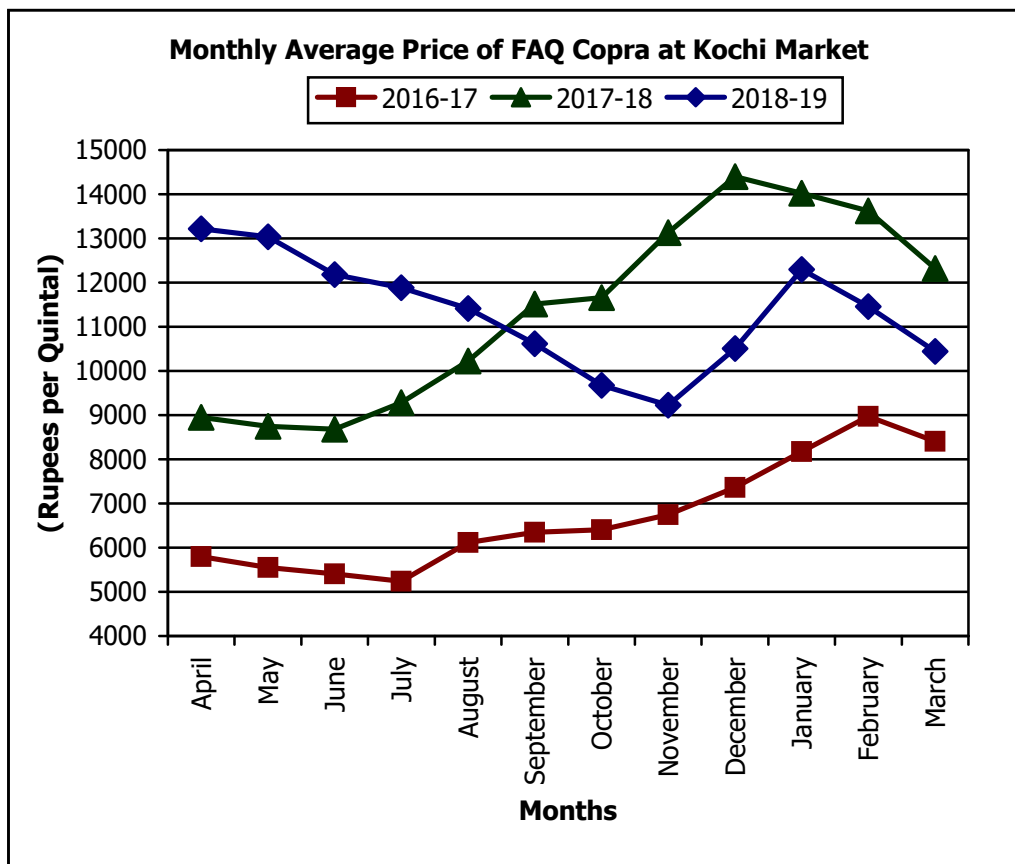


Table 26 & Figure 8

Monthly Average Price of Copra (Rasi) at Alappuzha (₹ per Quintal)			
Month	2016-17	2017-18	2018-19
April	5616	8868	12823
May	5442	8762	12860
June	5288	8833	12127
July	5152	9150	11805
August	5860	9953	11384
September	6180	11060	10555
October	6291	11302	9602
November	6546	12205	9113
December	7217	13084	10313
January	7928	13232	12029
February	8817	13146	11332
March	8352	12079	10390
Average	6557	10973	11194

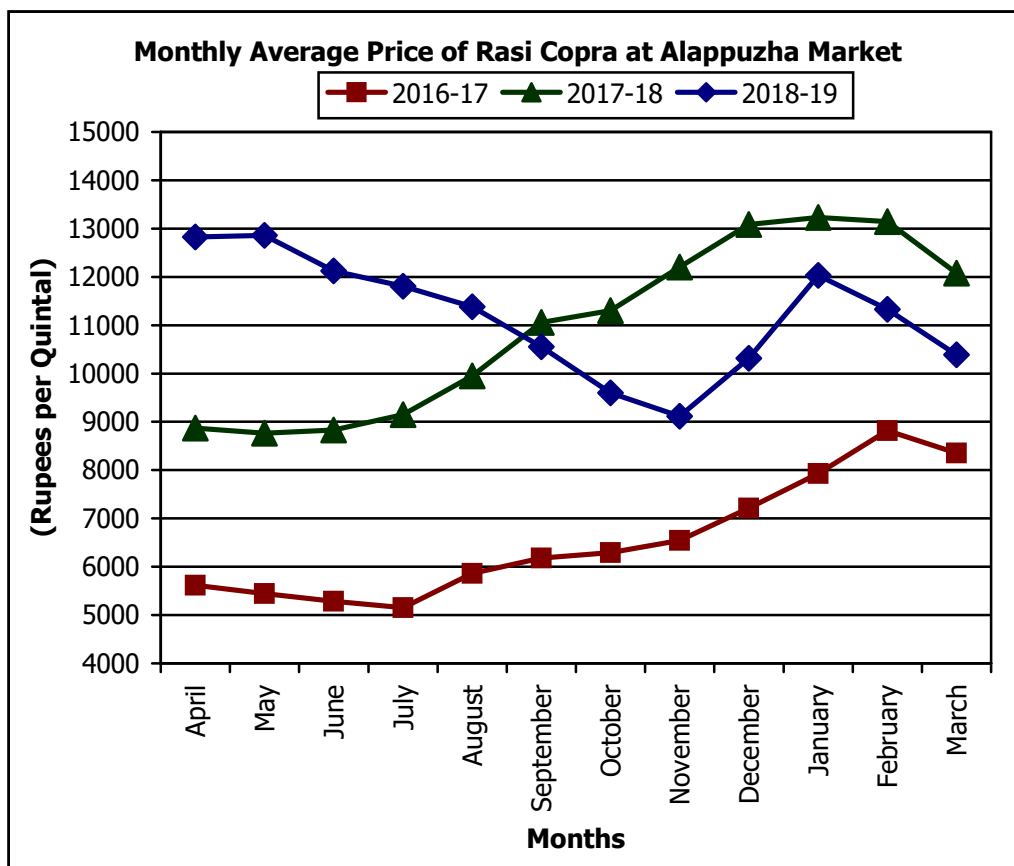


Table 27 & Figure 9

Monthly Average Price of Copra at Kozhikode (₹ per Quintal)			
Month	2016-17	2017-18	2018-19
April	5596	9167	13593
May	5365	9121	13069
June	5312	9177	12197
July	5188	9613	11881
August	5963	10523	11453
September	6239	11687	10582
October	6398	12044	9587
November	6680	13710	9555
December	7437	14153	10676
January	8060	14406	12061
February	8827	14091	11363
March	8643	12571	10606
Average	6642	11689	11385

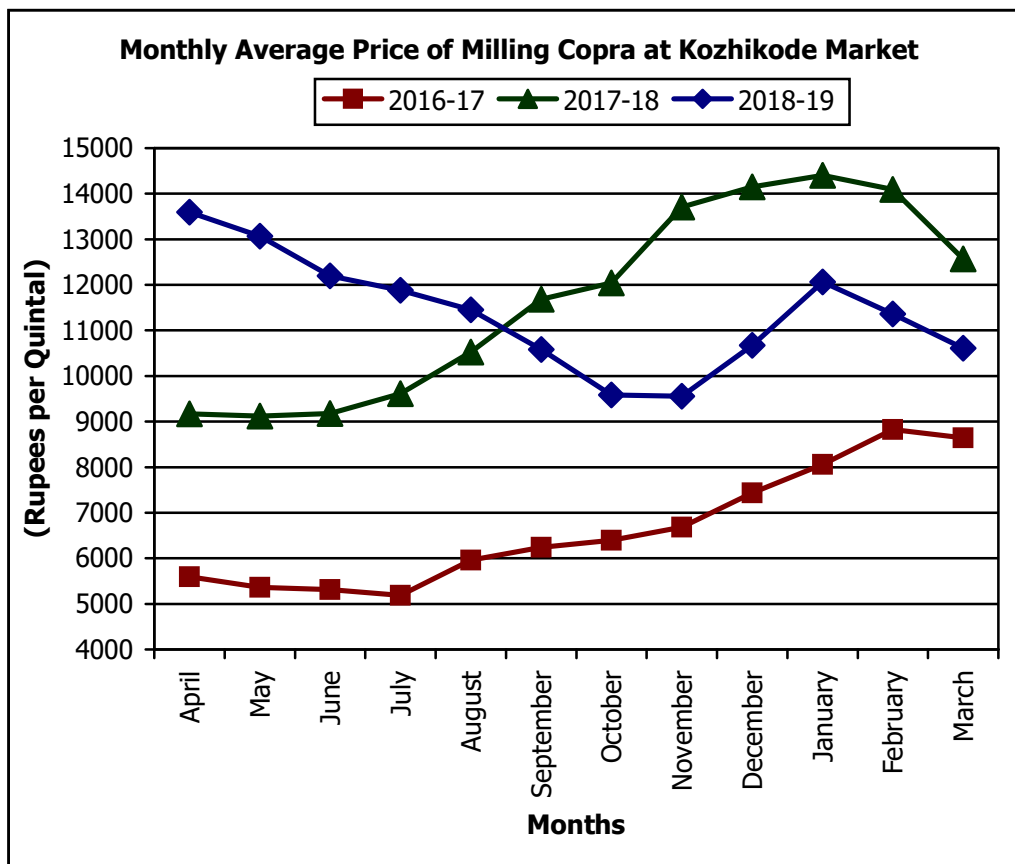


Table 28 & Figure 10

Monthly Average Price of Copra at Kangayam (₹ per Quintal)			
Month	2016-17	2017-18	2018-19
April	5455	8443	12608
May	5178	8071	12106
June	5150	8067	11323
July	4960	8310	10631
August	5754	9450	10342
September	6050	10303	9470
October	6112	10568	8779
November	6231	11497	8683
December	6939	12713	9848
January	7853	12905	11390
February	8464	13184	10321
March	8100	11542	9235
Average	6354	10421	10395

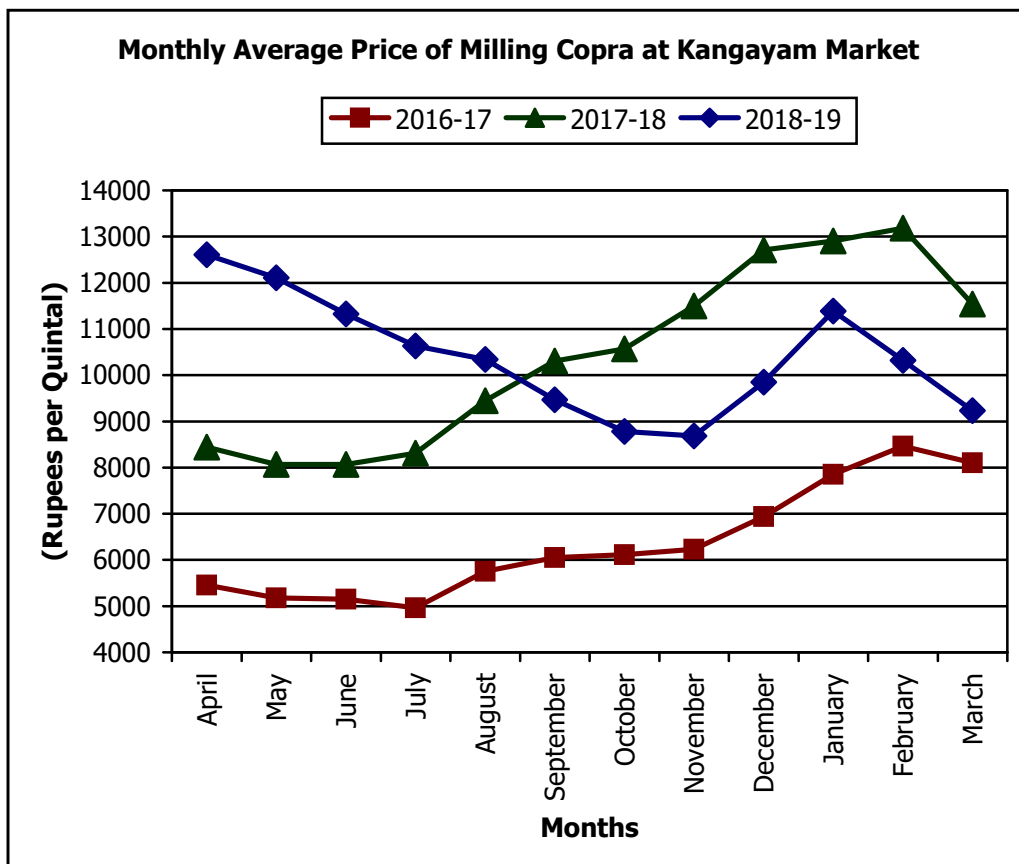


Table 29 & Figure 11

Monthly Average International Price of Copra at Philippines/Indonesia (CIF N.W. Europe) (US\$ per Metric Ton)			
Month	2016-17	2017-18	2018-19
April	1045	1044	756
May	963	1113	692
June	970	1119	581
July	988	1059	560
August	1025	1062	613
September	1026	1015	598
October	964	989	558
November	1021	1038	511
December	1120	960	535
January	1225	942	520
February	1146	835	478
March	1016	745	451
Average	1042	993	571

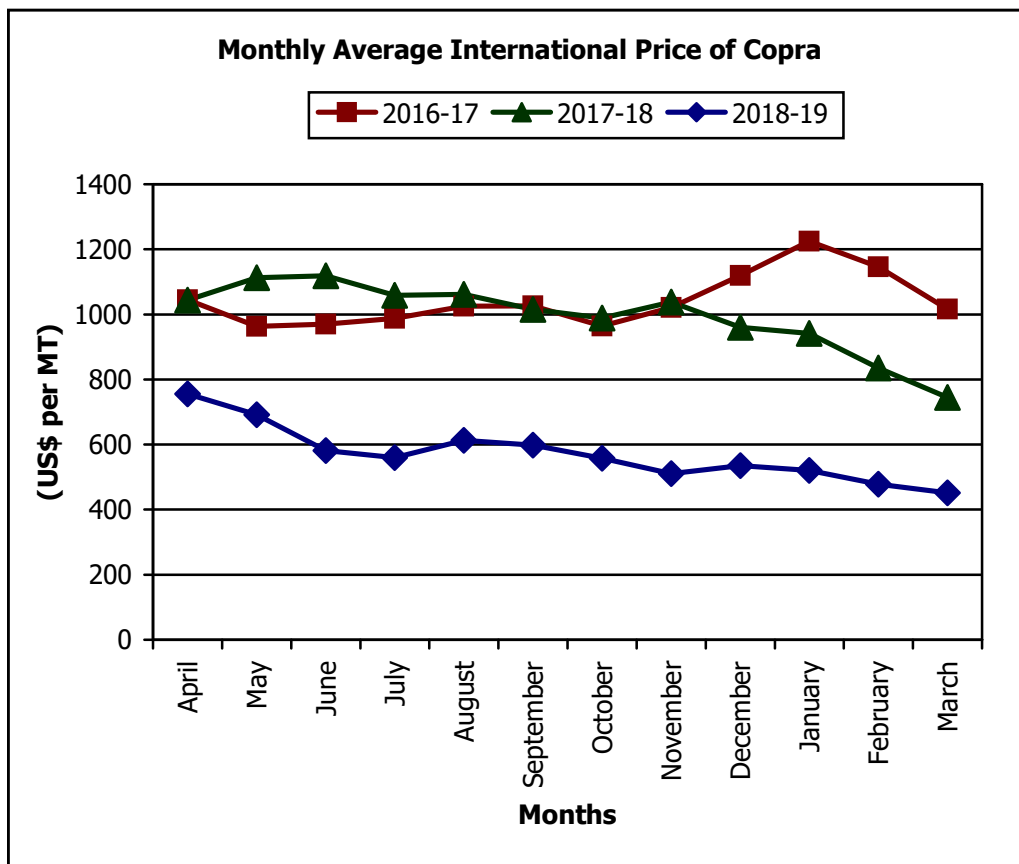


Table 30 & Figure 12

Monthly Average Price of Ball Copra at Tiptur Market (₹ per Quintal)			
Month	2016-17	2017-18	2018-19
April	8673	8116	13743
May	7982	7969	16026
June	7418	7808	15742
July	7142	8384	16052
August	7092	10288	16519
September	7006	13267	16193
October	6604	12181	16203
November	6304	13113	15680
December	6489	13125	15939
January	7272	13353	16613
February	8019	13030	16114
March	7806	12235	16365
Average	7317	11072	15932

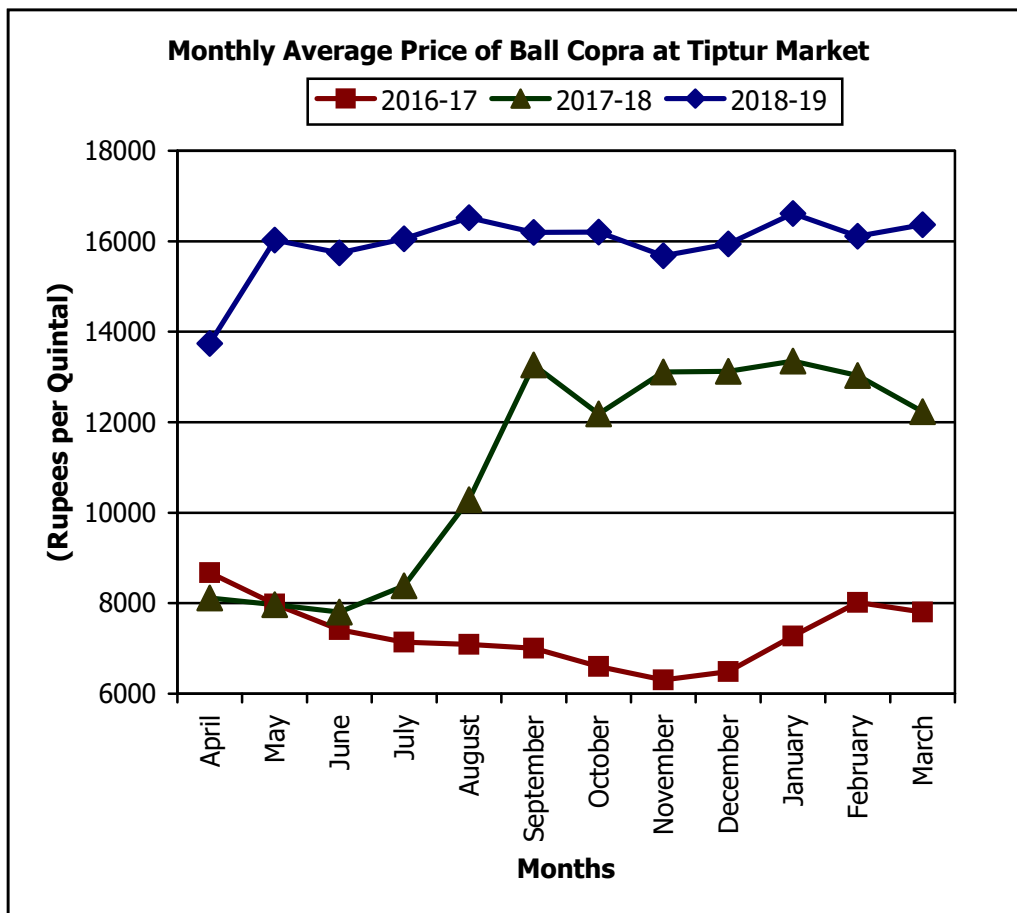


Table 31 & Figure 13

Monthly Average Price of Ball Copra at Arisekere Market (₹ per Quintal)			
Month	2016-17	2017-18	2018-19
April	7918	8113	13540
May	7517	7749	15330
June	7103	7649	15206
July	7142	8220	15787
August	7092	9982	16313
September	6950	12043	16103
October	6613	11599	16106
November	6185	11779	15780
December	6286	12845	15898
January	6955	12882	16459
February	8071	12765	15859
March	7742	11883	16114
Average	7131	10626	15708

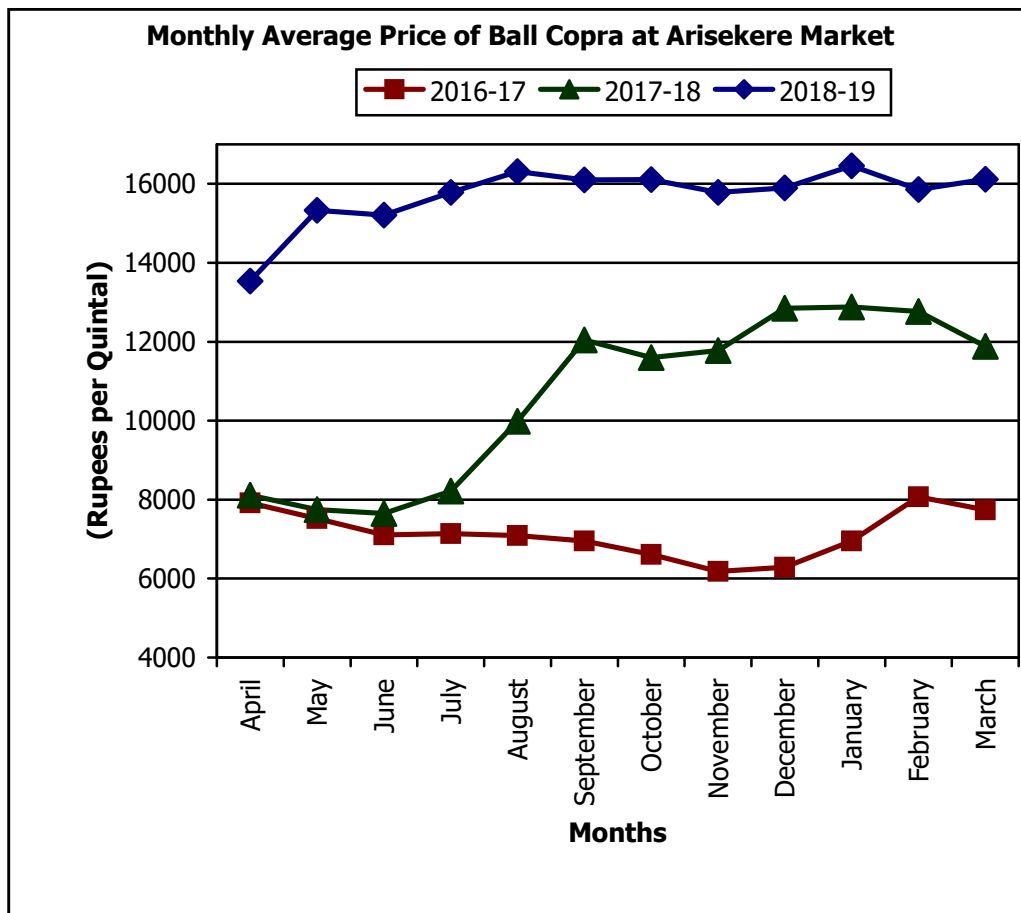


Table 32 & Figure 14

Monthly Average Price of Ball Copra at Kozhikode Market (₹ per Quintal)			
Month	2016-17	2017-18	2018-19
April	7356	8130	15838
May	6854	7940	16935
June	6023	7790	16183
July	5600	8497	15145
August	6612	10197	16758
September	6857	12938	16737
October	6725	12323	16952
November	6360	13055	16033
December	6696	13458	16081
January	7196	13390	14674
February	7552	13546	13729
March	7624	13248	13123
Average	6788	11209	15682

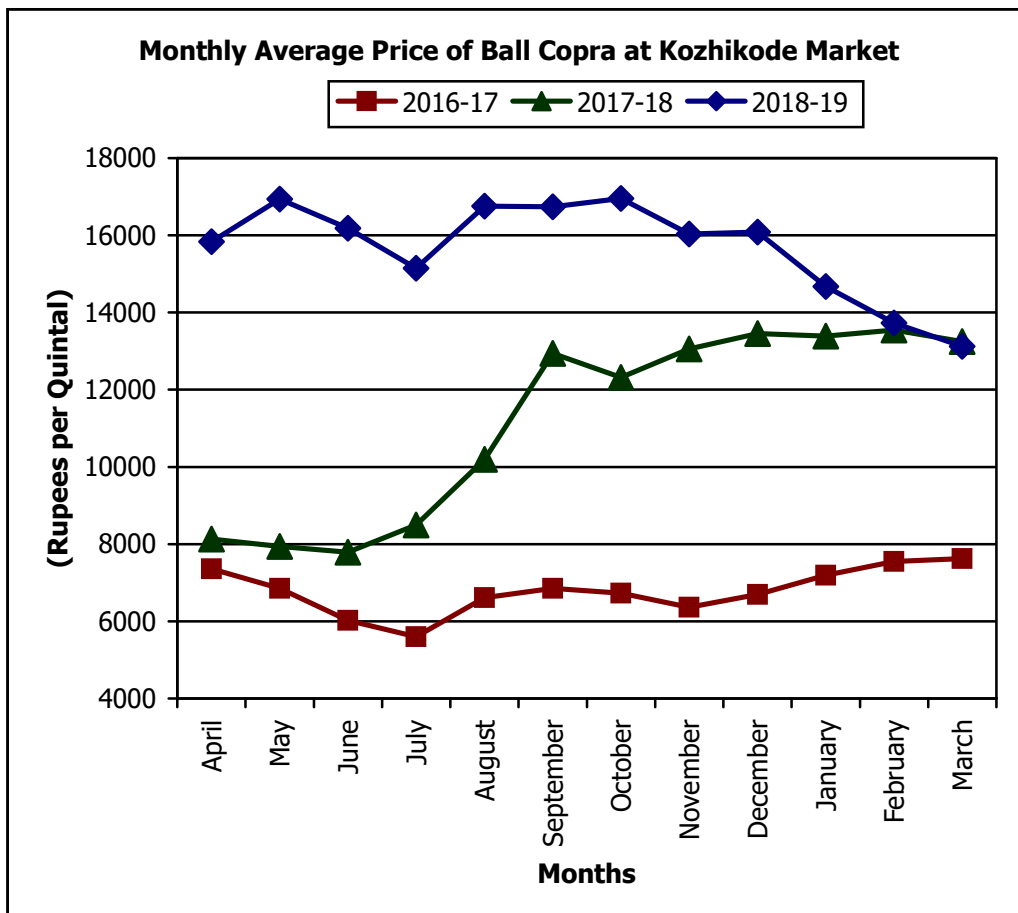


Table 33 & Figure 15

Monthly Average Price of Rajapur Copra at Kozhikode Market (₹ per Quintal)			
Month	2016-17	2017-18	2018-19
April	8398	9147	17188
May	7967	8963	18506
June	7079	8785	18027
July	6596	9400	16929
August	7619	11277	18781
September	7889	14427	18857
October	7883	14013	19110
November	7456	14762	18033
December	7735	15165	18103
January	8234	14819	16677
February	8646	14707	15804
March	8620	14416	15152
Average	7844	12490	17597

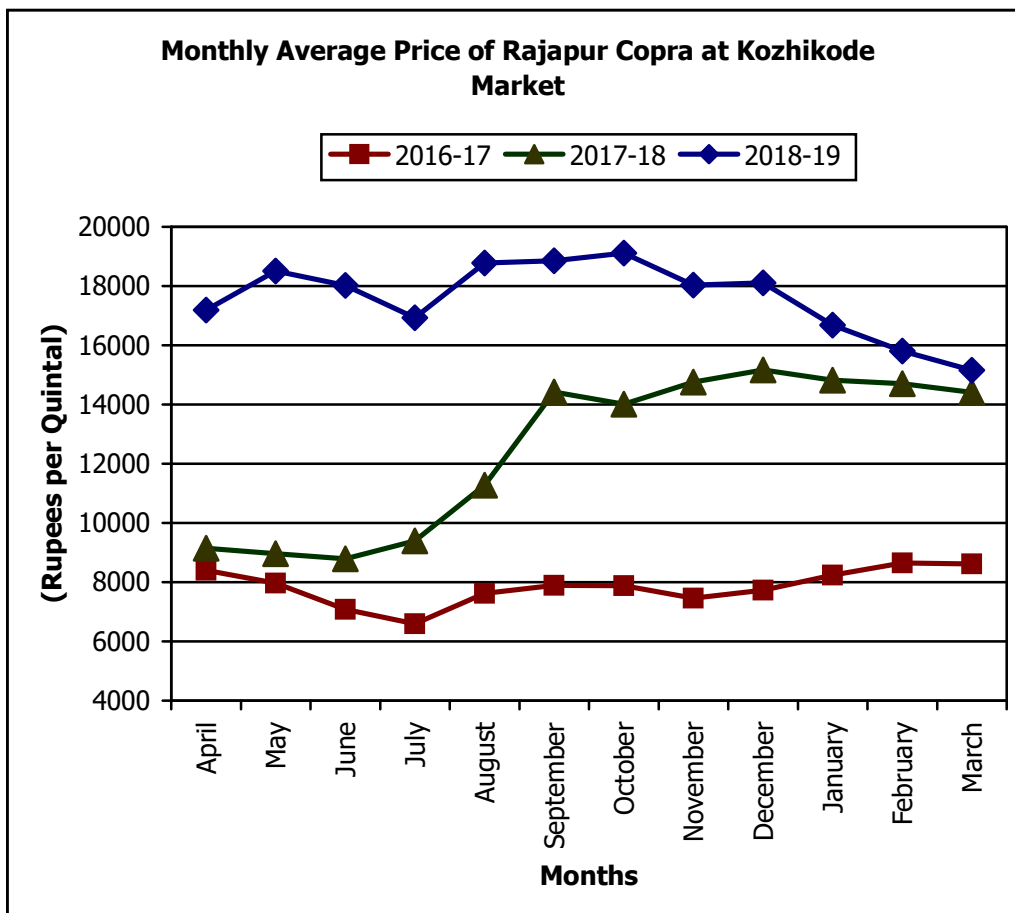


Table 34 & Figure 16

Monthly Average Price of Dry Coconut at Kozhikode Market (₹ per thousand nuts)			
Month	2016-17	2017-18	2018-19
April	6907	6907	9550
May	6124	6816	9611
June	5669	6823	9627
July	5425	7232	9994
August	5500	7587	9950
September	5300	10540	9675
October	5517	9892	9344
November	7068	9403	9293
December	7011	9895	9131
January	7490	9871	8779
February	7188	9621	7764
March	6950	9511	7268
Average	6346	8675	9165

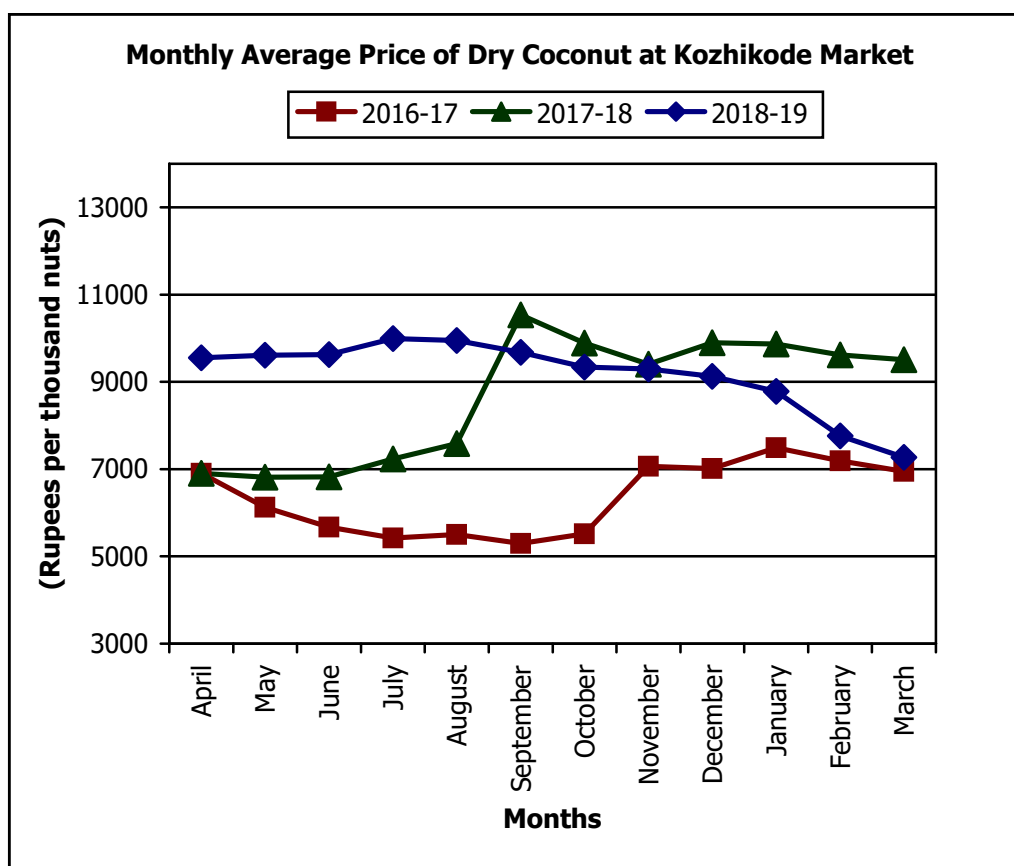


Table 35 & Figure 17

Monthly Average Price of Coconut (without Husk) at Alappuzha Market (₹ per thousand nuts)			
Month	2016-17	2017-18	2018-19
April	12050	12500	17977
May	11775	12500	17980
June	11200	12513	17550
July	10880	12661	17332
August	10867	12984	17297
September	11200	13815	16997
October	11200	14706	16235
November	11200	15443	15663
December	11571	17000	16797
January	12010	18600	18935
February	12921	18600	18532
March	12655	17868	16732
Average	11627	14933	17336

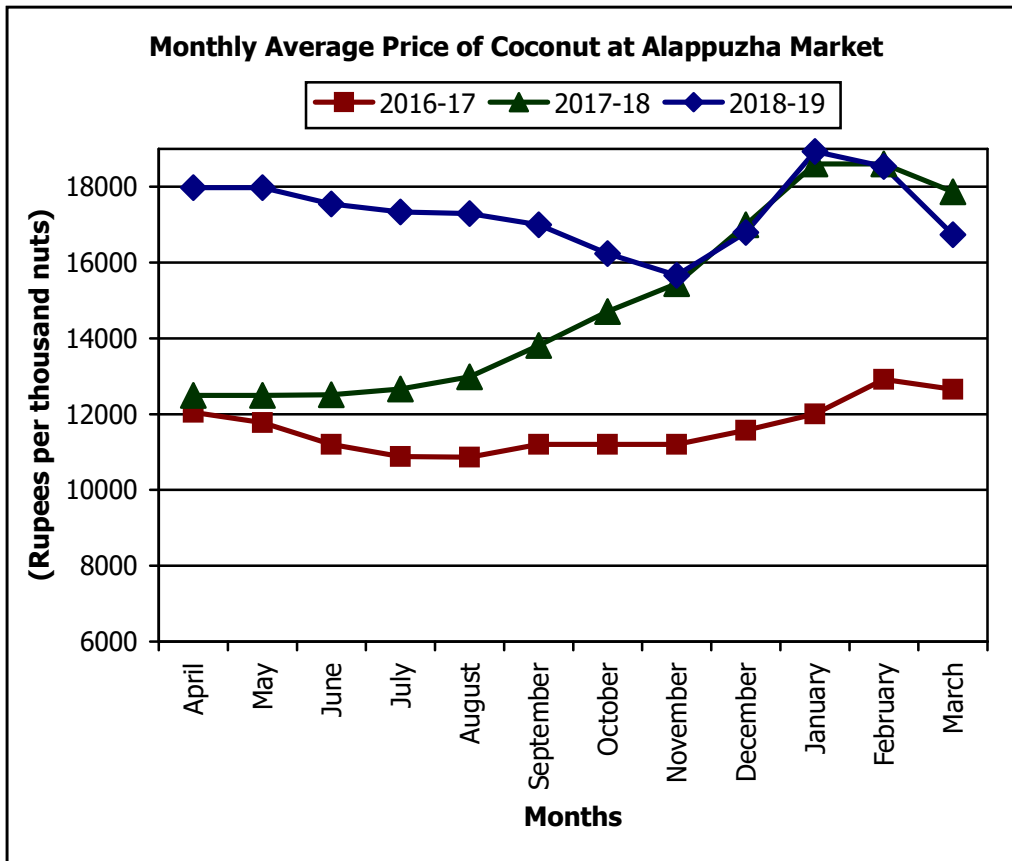


Table 36 & Figure 18

Monthly Average Price of Partially Dehusked Coconut at Arsikere Market (₹ per thousand nuts)			
Month	2016-17	2017-18	2018-19
April	8785	12353	21000
May	9220	14363	18994
June	8939	16500	18713
July	8143	16686	19380
August	8369	16750	18210
September	8298	18815	17123
October	8435	20012	12272
November	8394	21420	12426
December	8694	21535	13477
January	10961	21210	11452
February	12855	21714	14446
March	13816	21606	14963
Average	9576	18580	16038

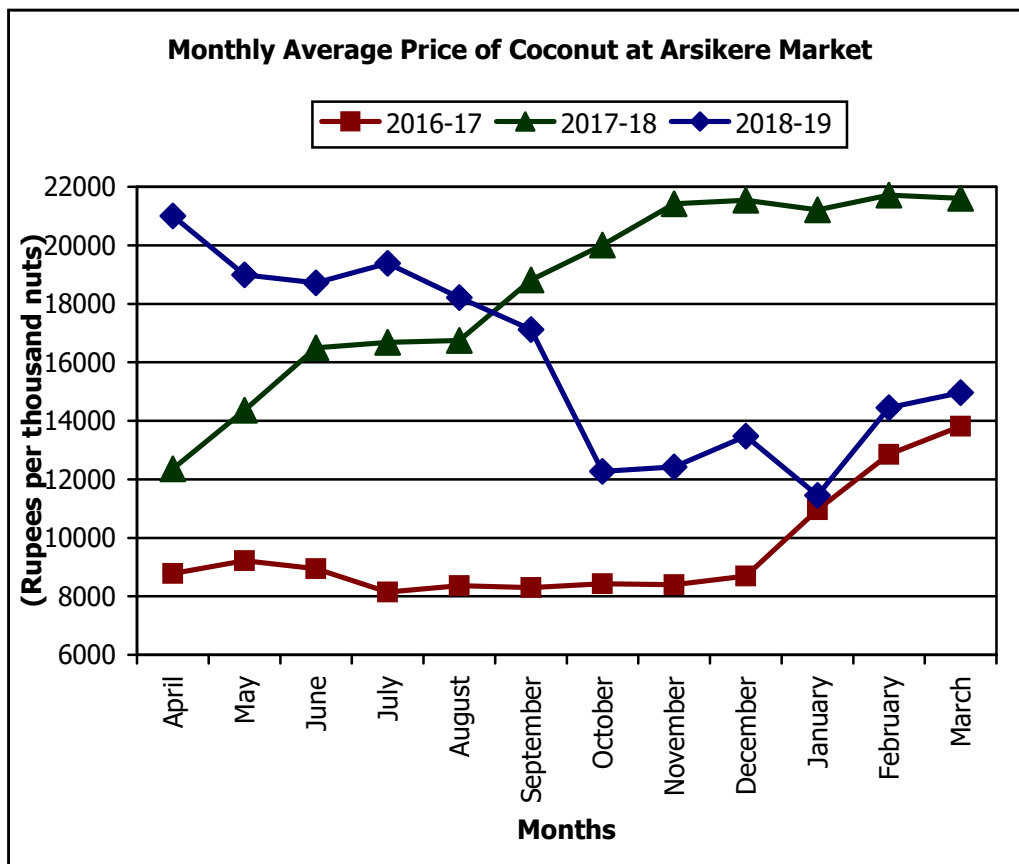


Table 37 & Figure 19

Monthly Average Price of Partially Dehusked Coconut (Grade-I quality) at Mangalore Market (₹ per thousand nuts)			
Month	2016-17	2017-18	2018-19
April	15000	20467	23000
May	15000	20000	21900
June	14280	20000	19000
July	13000	20903	19000
August	13000	21032	22935
September	13158	21167	21200
October	14250	22500	20000
November	14457	22500	20000
December	14500	23629	20355
January	14854	25000	21000
February	18100	25000	21000
March	20000	23258	21000
Average	14967	22121	20866

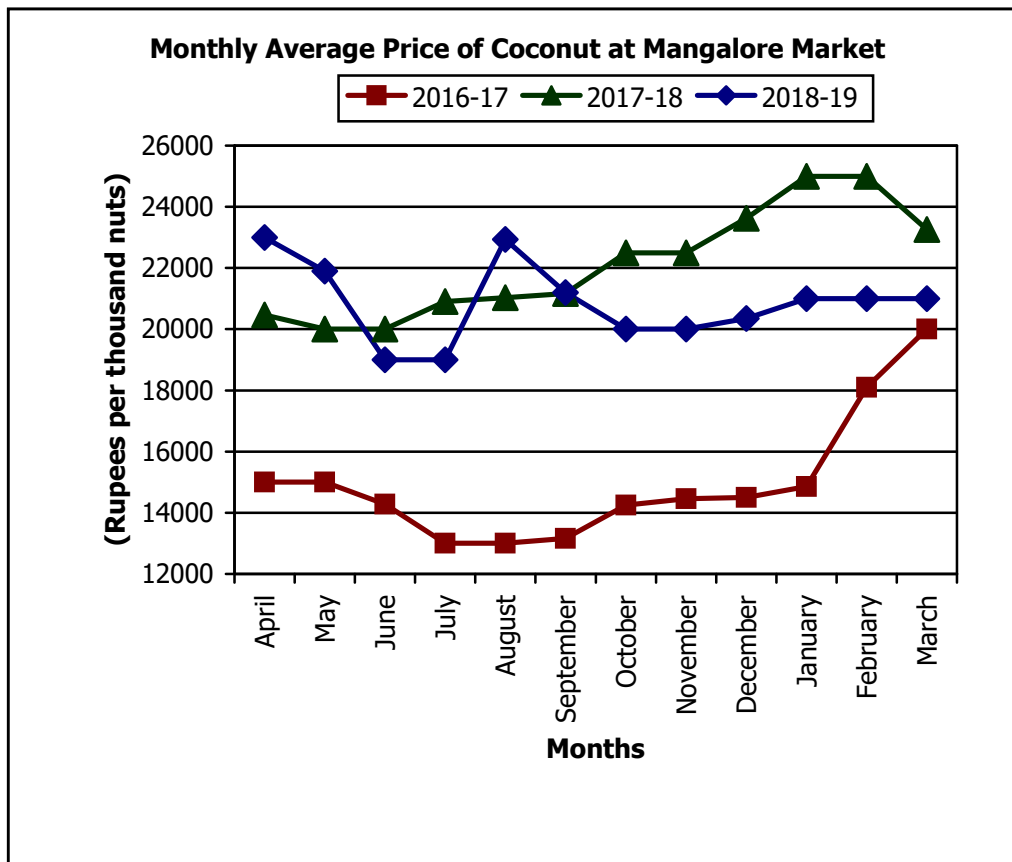


Table 38 & Figure 20

Monthly Average Price of Green Coconut (without husk) at Pollachi Market (₹ per thousand nuts)			
Month	2016-17	2017-18	2018-19
April	6748	12333	16484
May	6115	11613	15161
June	5856	11348	13844
July	5513	11620	13082
August	6975	13061	12659
September	7611	16163	12244
October	7631	16875	11742
November	7944	18437	11393
December	9050	19813	13756
January	10746	19269	15563
February	12048	19119	13675
March	11993	16839	12194
Average	8186	15541	13483

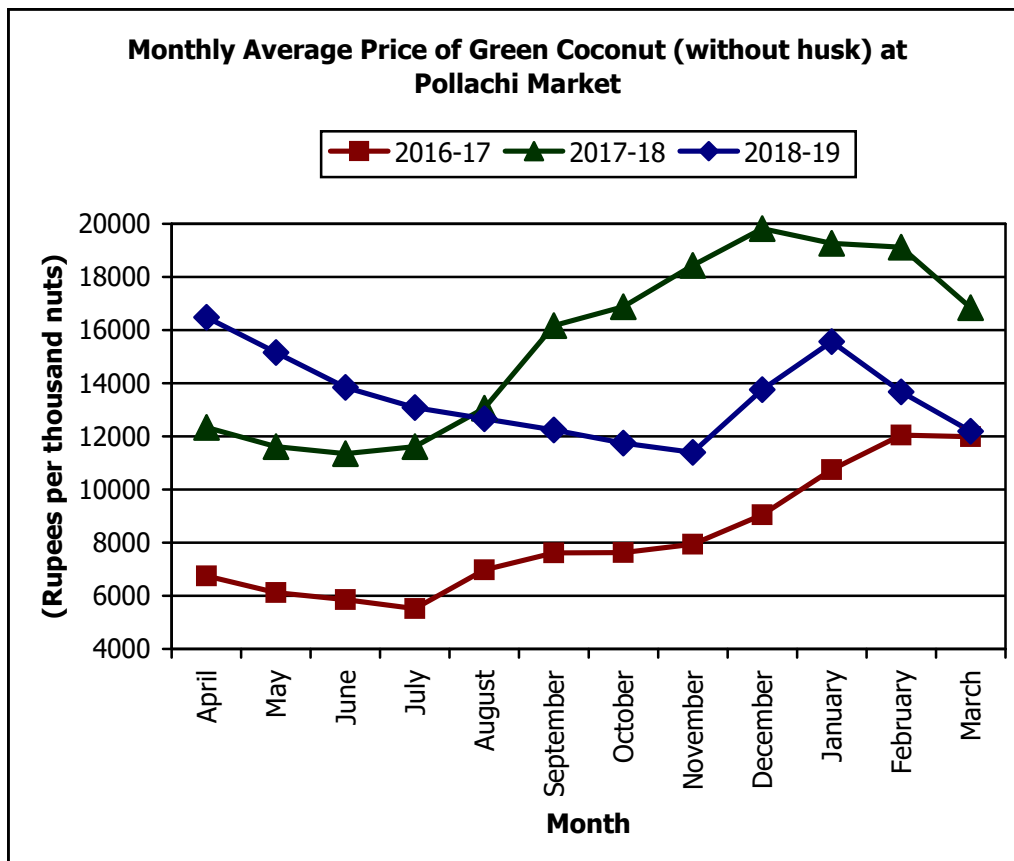


Table 39 & Figure 21

Monthly Average Price of Black Coconut (without husk) at Pollachi Market (₹ per thousand nuts)			
Month	2016-17	2017-18	2018-19
April	6970	12556	16707
May	6337	11835	15370
June	6078	11570	14067
July	5735	11842	13305
August	7197	13283	12882
September	7841	16385	12467
October	7853	17097	11964
November	8226	18659	11615
December	9272	20036	13978
January	10989	19491	15785
February	12270	19341	13897
March	12215	17061	12416
Average	8415	15763	13704

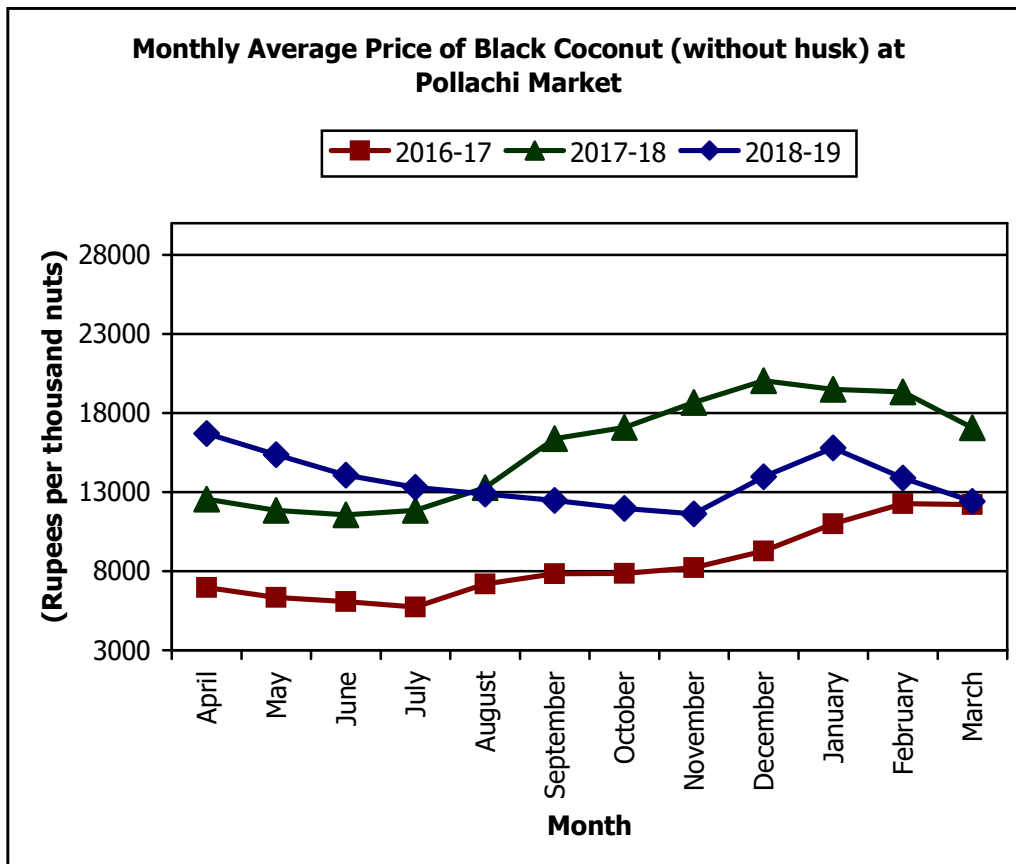
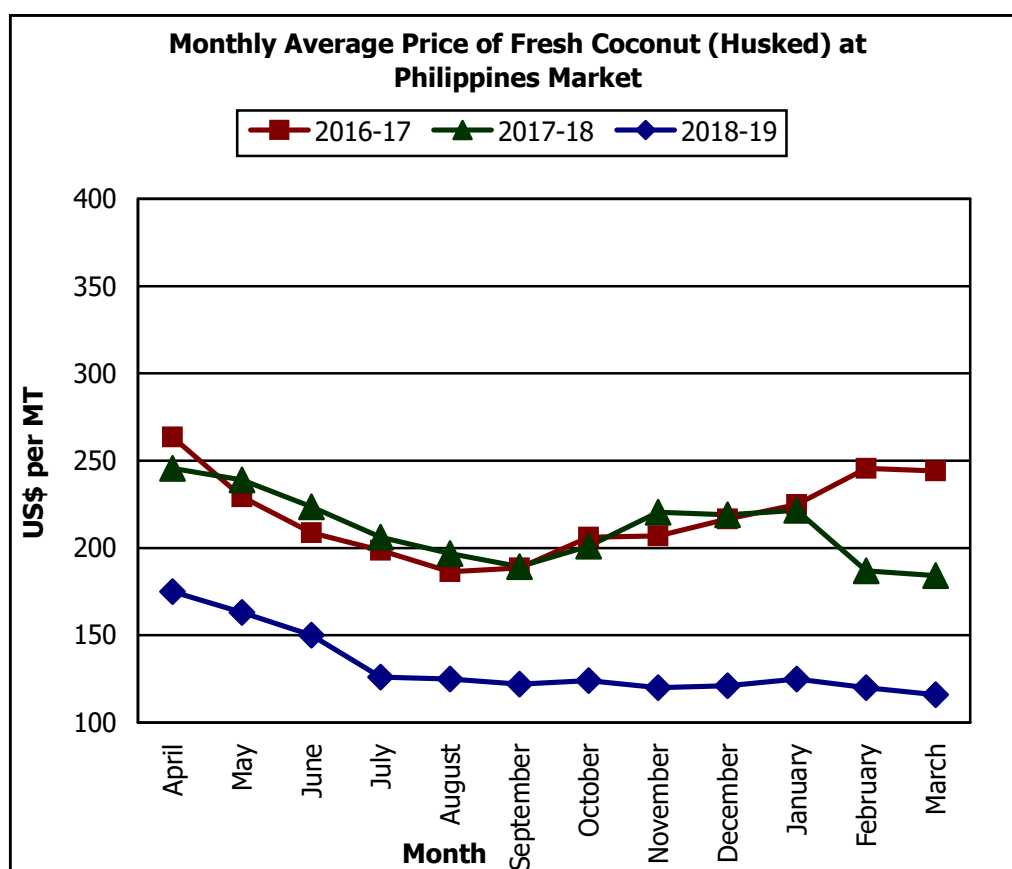


Table 40 & Figure 22

Monthly Average Price of Fresh Coconut (Husked) at Philippines Market (US\$ per MT)			
Month	2016-17	2017-18	2018-19
April	264	246	175
May	229	239	163
June	209	224	150
July	199	206	126
August	186	197	125
September	188	189	122
October	206	201	124
November	207	221	120
December	217	219	121
January	225	222	125
February	246	187	120
March	244	184	116
Average	218	211	132



B. STATISTICS

Area and Production of Coconut

4.46 As per the All India statistics of the coconut for the year 2017-18, the area and production of coconut in the country is 20.97 lakh hectares and 23798.23 million nuts respectively. The corresponding figures for the year 2016-17 were 20.82 lakh hectares and 23904.10 million nuts. In comparison to the previous year, the area under coconut cultivation increased by 0.82 percent and coconut production decreased by 0.44 percent.

4.47 The four southern states of Kerala, Karnataka, Tamilnadu and Andhra Pradesh accounted for 89.02 percent of the coconut area and 93.05 percent of the coconut production in the country. Kerala, with the largest area under coconut cultivation and production, accounted for 38.49 percent of the area under the crop and 35.52 percent of production at national level. Area and production of coconut in the major coconut growing States in India are shown in **Fig.23 & 24**.

Productivity

4.48 The productivity per hectare of coconut in the national level for 2017-18 is 11350 nuts per hectare which showed a decrease by 1.14 percentage over the previous year 2016-17. The highest productivity is reported in Andhra Pradesh at 14038 nuts per hectare followed by Tamilnadu at 13637 nuts per hectare and West Bengal 12484 nuts per hectare.

4.49 Over the last ten years area, production and productivity of coconut in India has increased at an annual growth rate of 0.97 percent, 4.90 percent and 3.89 percent respectively. State wise productivity and all India productivity for 2017-18 are shown in **Fig.25 & 26**. The statistics relating to State-wise area, production and productivity of coconut released by the Department of Agriculture, Cooperation and Farmers Welfare (Horticulture Division), Ministry of Agriculture and Farmers Welfare, Government of India is given in **Table 41**. The details of area and production of major coconut growing States for last five years is shown in **Fig.27 & 28**. The trend in area,

production and productivity of coconut in India during the last ten years is shown in **Table 42 and Fig.29 to 31.**

4.50 As per 2016 world statistics India is the largest coconut producing country in the world, contributing 33.02% of the world production. World Production has increased from 67041.67 million nuts in 2015 to 67128 million nuts in 2016. India, Indonesia and Philippines are the leading coconut growing countries having 76.38% of the total area under coconut and contribute 74.37% of the coconut production in the world. Among the coconut growing countries, India holds the highest productivity of 10616 nuts per ha followed by Vietnam with 8915 nuts per ha. Trend in area, production and productivity of coconut in major coconut growing countries in the world is given in **Table 43 and Fig.32 to 34.**

Export and Import of Coconut Products

Export

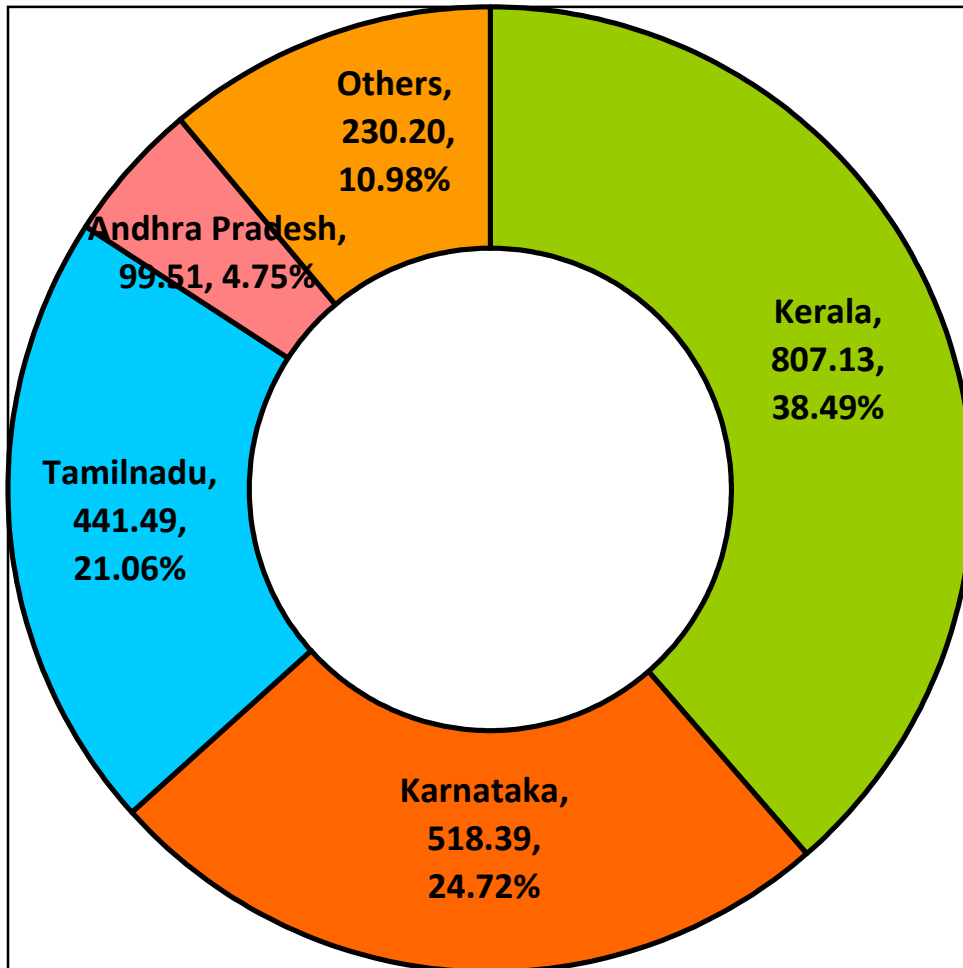
4.51 During the year 2018-19 (up to February 2019) export of coconut products (excluding coir items) was valued at ₹1873.55 crores against ₹1603.27 crores over the corresponding period previous year. Coconut exports recorded an increase of 16.86% in terms of value. Major export items are activated carbon, dry coconut and Fresh coconut in terms of value. USA is the largest importer of coconut shell based activated carbon followed by United Kingdom and Japan in terms of value whereas Afghanistan is the largest importer of coconut dried followed by Pakistan and Iran. UAE, Oman and Qatar are the major importers of fresh coconut from India. Contribution of activated carbon alone to the total export is 65.41% whereas dried coconut contributed 9.97%, in terms of value. The trend in export value for the last five years is shown in **Fig.35.** The export of coir and coir products from India during the last five years is shown in **Fig.36.**

4.52 Over the last five years, value of export of coconut products showed an increasing trend from ₹1312.38 crores in 2014-15, to ₹1873.55 crores in 2018-19 (up to February 2019). The trade balance for the last five years is shown in **Table 44** which is positive in all the five years. The export statistics of coconut and coir

products are shown in **Table 45 & 46**. The per capita availability of coconut in India is shown in **Fig.37**.

Import

4.53 During the year 2018-19 (up to February 2019), import of coconut products (excluding coir items) was valued at ₹535.45 crores as against ₹300.30 crores over the corresponding period of the previous year. This shows an increase in the value of import by 78.31 percent. The major items of import are oil cake followed by shell charcoal and copra in terms of value. Copra oil cake alone recorded 60.46% and shell charcoal recorded 14.60% of the total coconut products imported during the year in terms of value. Increase in import of oil cake is mainly attributed to the difference in price compared to the domestic market and is mainly used for manufacturing cattle feed. Indonesia is the largest supplier of copra expeller cake. Copra import was under advance authorization scheme, whereby the imported products are exported after value addition. The import statistics of coconut products for the last five years is shown in **Table 47**.

Fig.23: Major Coconut Growing States in India - Area ('000 Ha) - 2017-18

**Fig.24: Major Coconut Producing States in India -
Production (Million Nuts) - 2017-18**

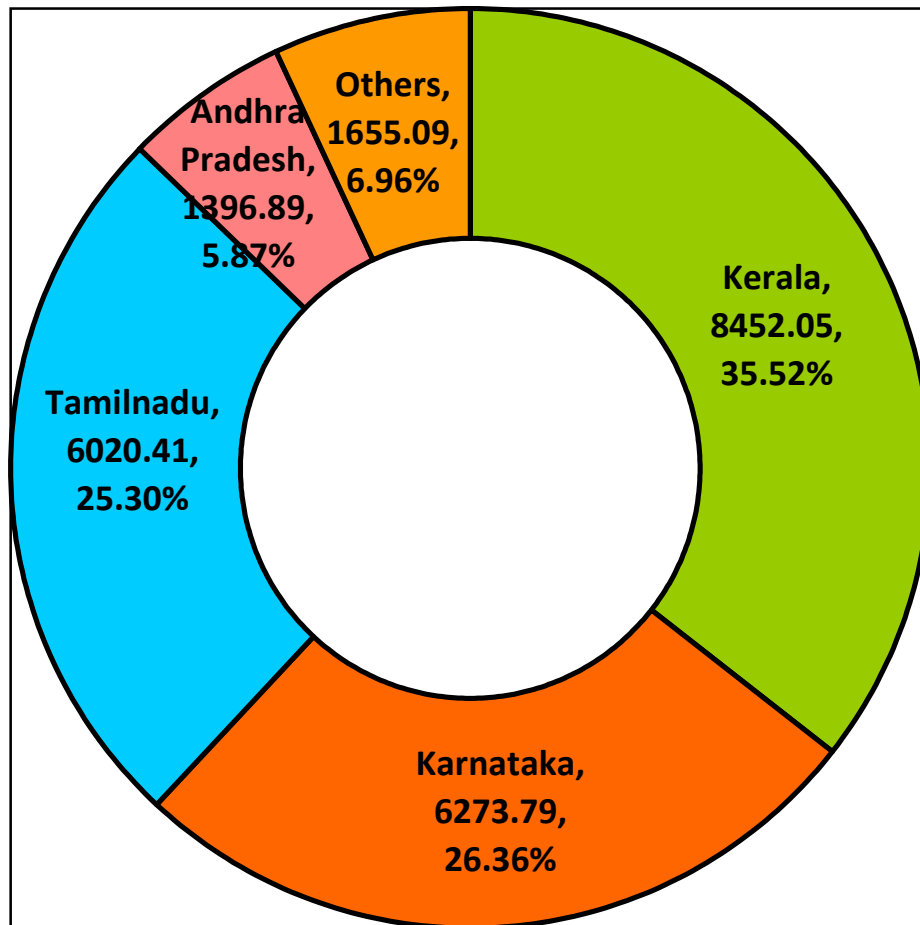


Fig.25: State wise Productivity of Coconut in India (Nuts/Ha) - 2017-18

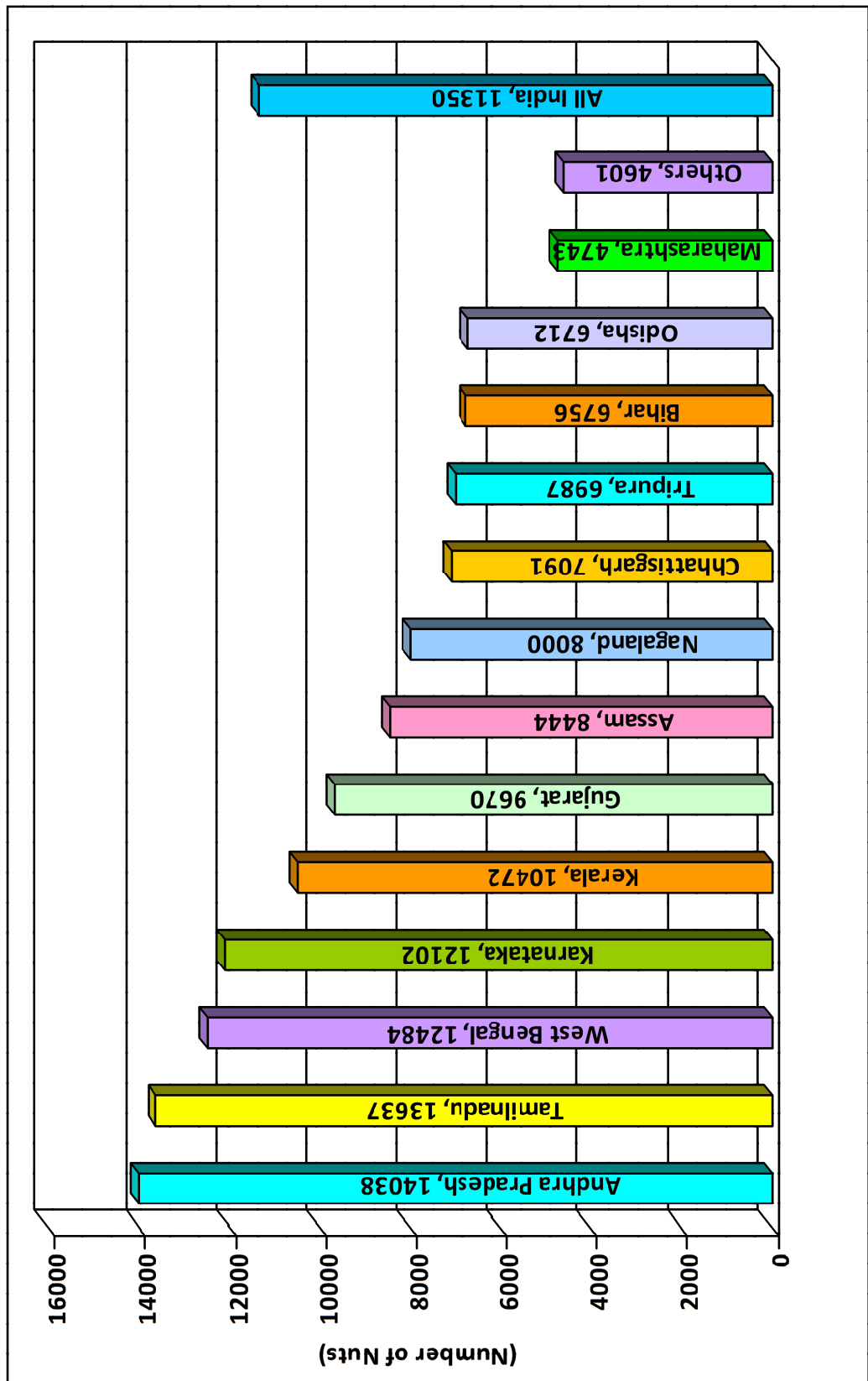


Figure 26 incomplete




Table 41: State wise Area and Production of Coconut in India during the year 2017-18

Sl. No.	State/ Union Territories	2016-17					2017-18				
		Area ("000" Ha)	% Share in Area	Production (million nuts)	% Share in Production	Productivity (Nuts/ Ha)	Area ("000" Ha)	% Share in Area	Production (million nuts)	% Share in Production	Productivity (Nuts/ Ha)
1	Kerala	770.79	37.02	7448.65	31.16	9664	807.13	38.49	8452.05	35.52	10472
2	Karnataka	513.85	24.68	6773.05	28.33	13181	518.39	24.72	6273.79	26.36	12102
3	Tamilnadu	461.06	22.14	6570.63	27.49	14251	441.49	21.06	6020.41	25.30	13637
4	Andhra Pradesh	115.21	5.53	1377.53	5.76	11957	99.51	4.75	1396.89	5.87	14038
5	Odisha	50.91	2.45	341.68	1.43	6711	50.91	2.43	341.71	1.44	6712
6	Gujarat	24.44	1.17	336.65	1.41	13775	24.94	1.19	241.16	1.01	9670
7	West Bengal	29.63	1.42	374.56	1.57	12641	30.25	1.44	377.65	1.59	12484
8	Maharashtra	20.90	1.00	198.85	0.83	9514	26.97	1.29	127.92	0.54	4743
9	Assam	20.60	0.99	153.27	0.64	7440	19.92	0.95	168.21	0.71	8444
10	Bihar	14.90	0.72	141.09	0.59	9469	11.35	0.54	76.68	0.32	6756
11	Tripura	4.61	0.22	32.23	0.13	6991	4.57	0.22	31.93	0.13	6987
12	Chhattisgarh	1.48	0.07	8.77	0.04	5926	1.54	0.07	10.92	0.05	7091
13	Nagaland	0.47	0.02	2.67	0.01	5681	1.18	0.06	9.44	0.04	8000
14	Others	53.26	2.56	144.47	0.60	2713	58.57	2.79	269.47	1.13	4601
		2082.11	100.00	23904.10	100.00	11481	2096.72	100.00	23798.23	100.00	11350

Source: Department of Agriculture, Cooperation and Farmers Welfare, Government of India, New Delhi

Fig.27: Major Coconut Growing States - Area in last five years ('000 Ha)

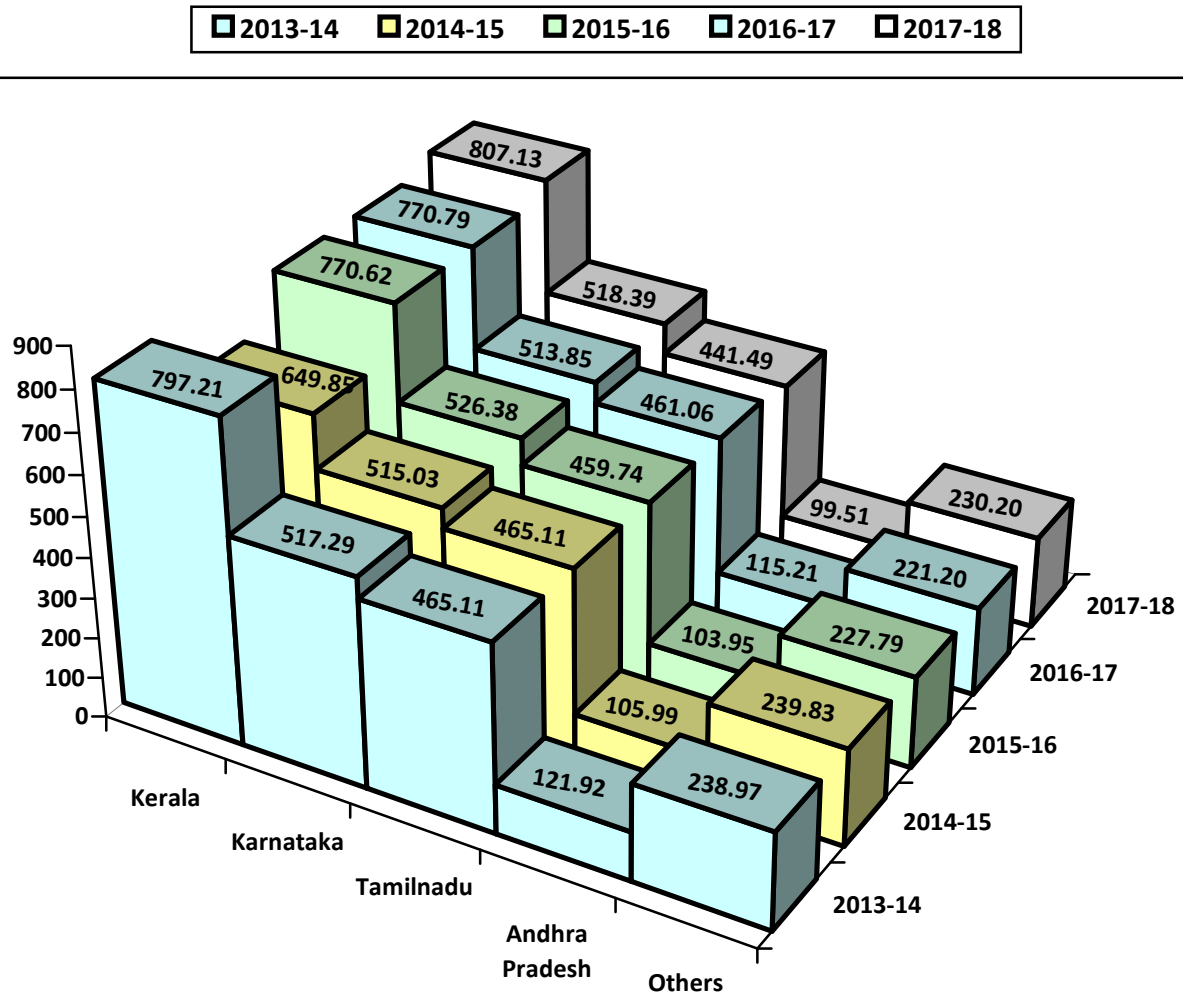


Fig.28: Major Coconut Growing States - Production in last five years (Million Nuts)

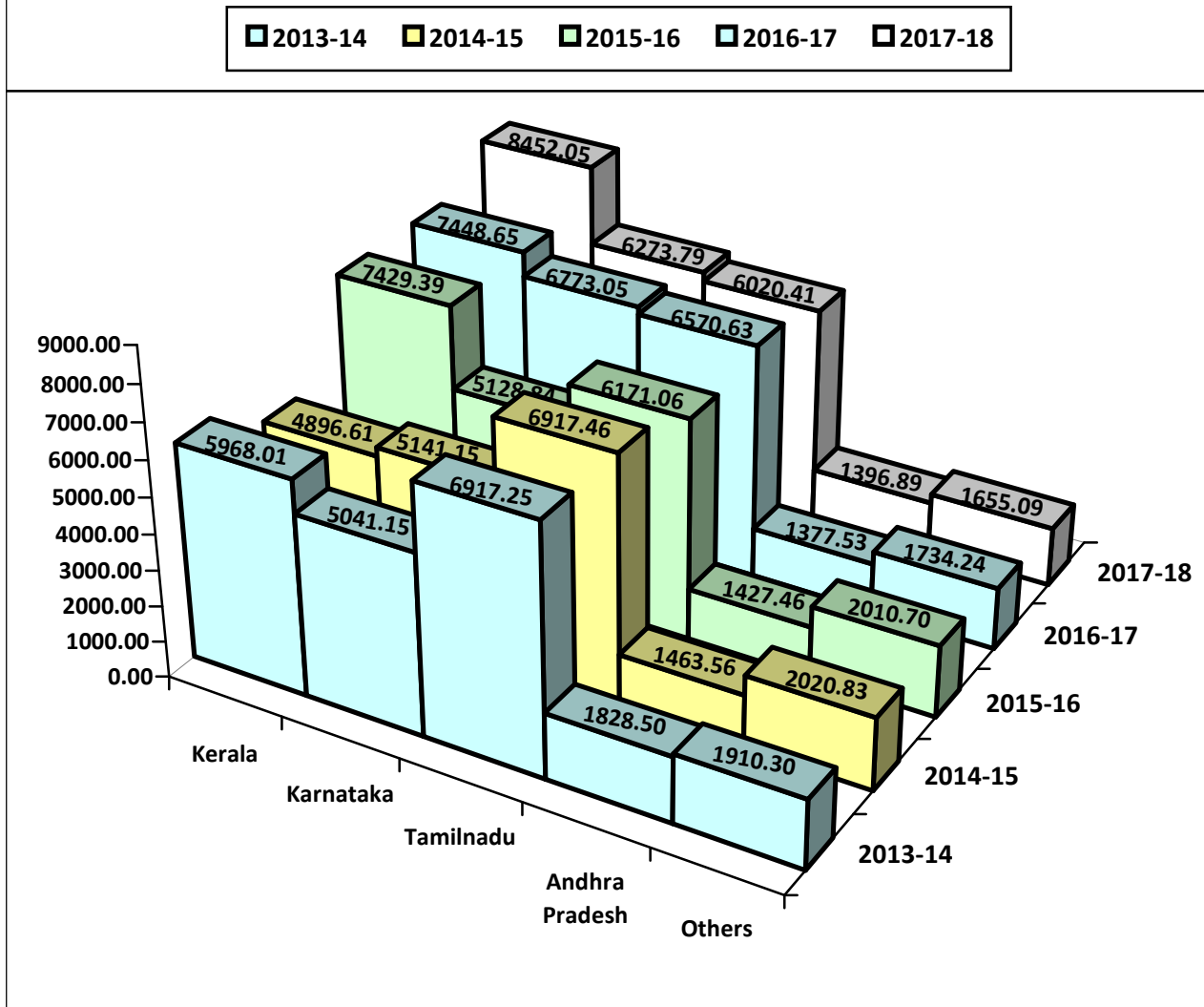


Table 42: Trend in Area, Production and Productivity of Coconut in India for the last 10 years

ALL INDIA			
Year	Area ('000 Ha)	Production (Million Nuts)	Productivity (Nuts/Ha)
2008-09	1894.57	15729.75	8303
2009-10	1895.20	16918.40	8927
2010-11	1895.90	16942.92	8937
2011-12	2070.70	23351.22	11277
2012-13	2136.67	22680.03	10615
2013-14	2140.50	21665.19	10122
2014-15	1975.81	20439.61	10345
2015-16	2088.47	22167.45	10614
2016-17	2082.11	23904.10	11481
2017-18	2096.72	23798.23	11350
Annual Growth Rate	1.02	4.23	3.18

Source: Department of Agriculture, Cooperation & Farmers Welfare, New Delhi

Fig.29: Trend in Area under Coconut in India for the last 10 years ('000 Ha)

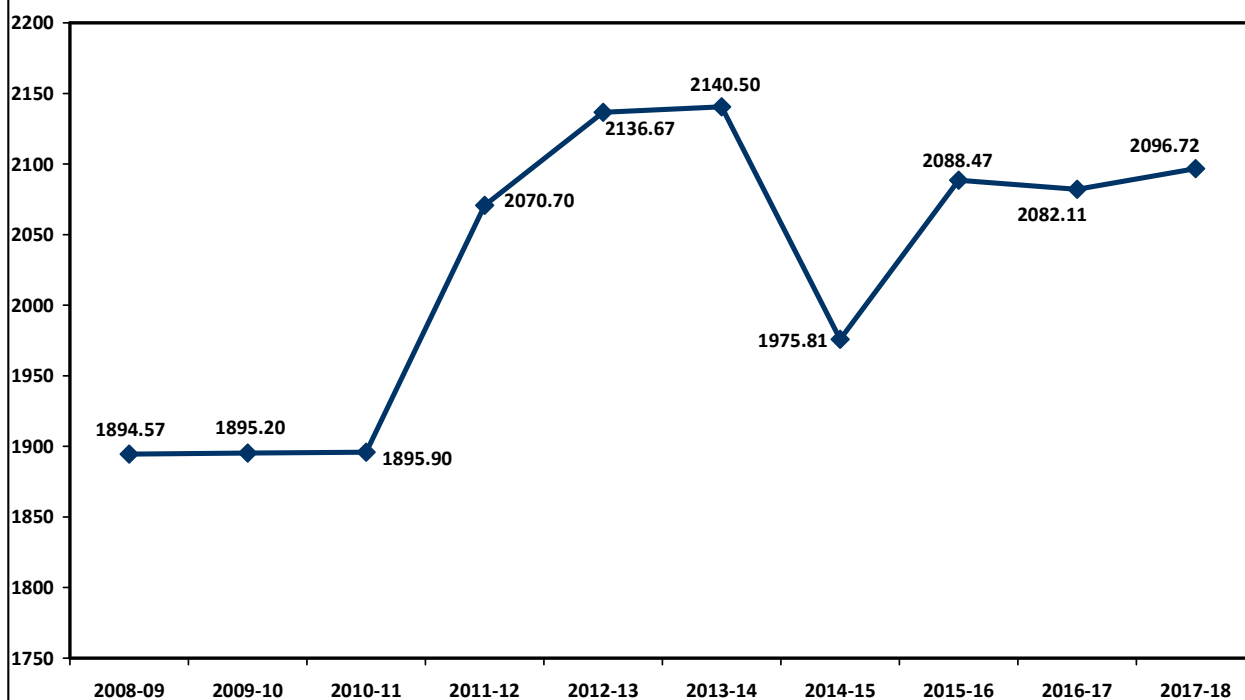


Fig.30: Trend in Production of Coconut in India for the last 10 years (Million Nuts)

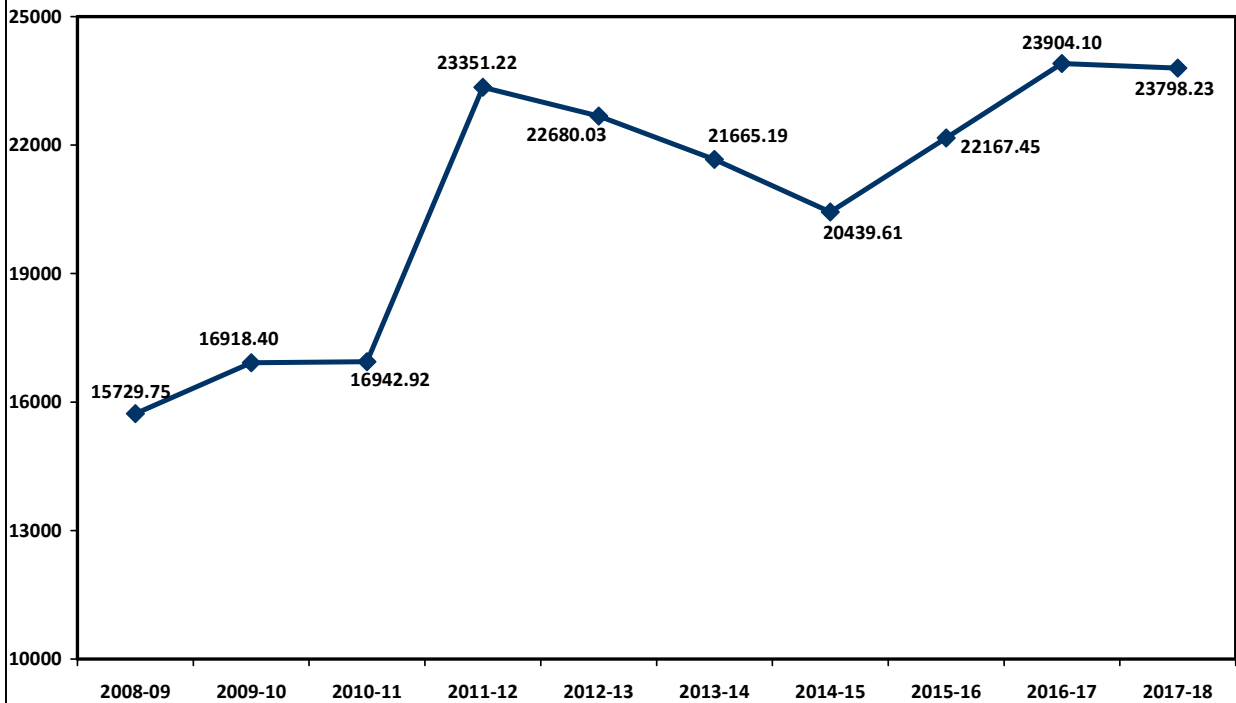


Fig.31: Trend in Productivity of Coconut in India for the last 10 years (Nuts/Ha)

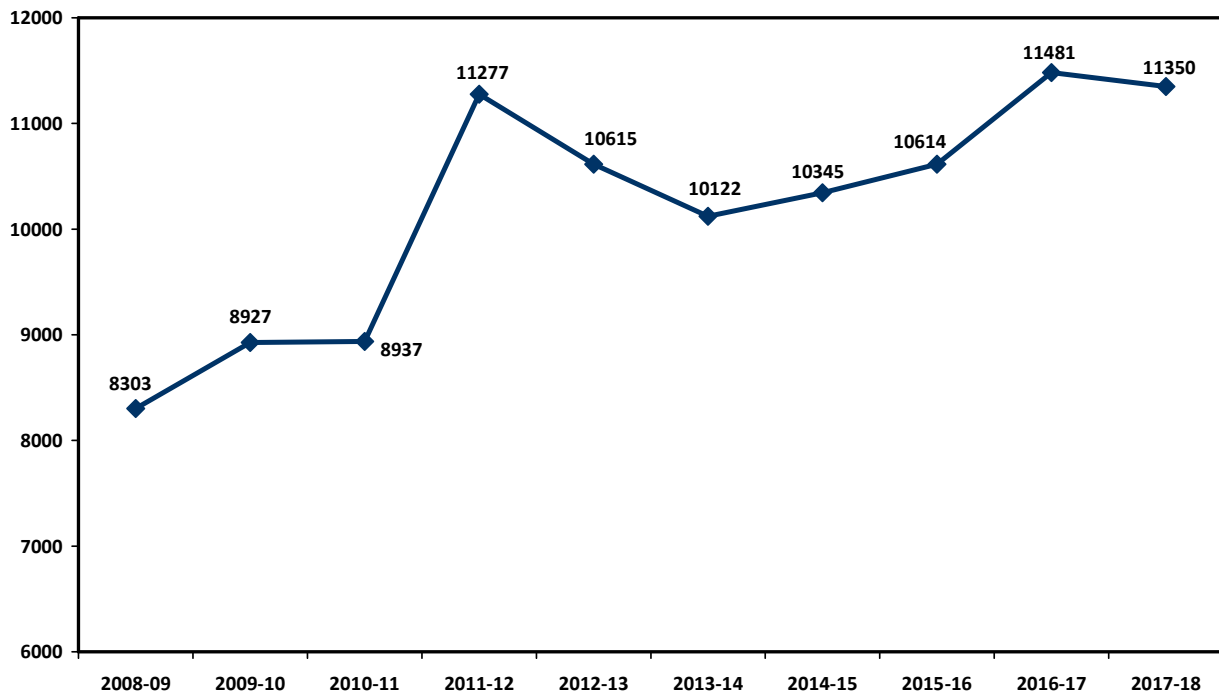


Table 43: Area, Production and Productivity in Major Coconut Growing Countries (2016)

Sl. No.	Country	Area ('000 ha)	% Share in Area	Production (Million Nuts)	% Share in Production	Productivity (Nuts/ha)
1	Philippines	3565	29.94	13825	20.59	3878
2	Indonesia	3441	28.90	13934	20.76	4049
3	India	2088	17.54	22167	33.02	10616
4	Sri Lanka	440	3.70	3011	4.49	6843
5	Papua New Guinea	221	1.86	1483	2.21	6710
6	Thailand	184	1.55	686	1.02	3728
7	Vietnam	165	1.39	1471	2.19	8915
8	Samoa	99	0.83	267	0.40	2697
9	Vanuatu	92	0.77	699	1.04	7598
10	Malaysia	85	0.71	505	0.75	5941
11	Kenya	77	0.65	254	0.38	3299
12	Fiji	64	0.54	159	0.24	2484
13	Solomon Islands	38	0.32	100	0.15	2632
14	Tonga	26	0.22	56	0.08	2154
15	Kiribati	23	0.19	198	0.29	8609
16	F.S Micronesia	18	0.15	60	0.09	3333
17	Jamaica	16	0.13	100	0.15	6250
18	Marshall Islands	8	0.07	38	0.06	4750
19	Other countries	1256	10.55	8115	12.09	6461
	Total	11906	100.00	67128	100.00	5638

Source: APCC Statistical Year Book 2016, published by APCC, Jakarta, Indonesia

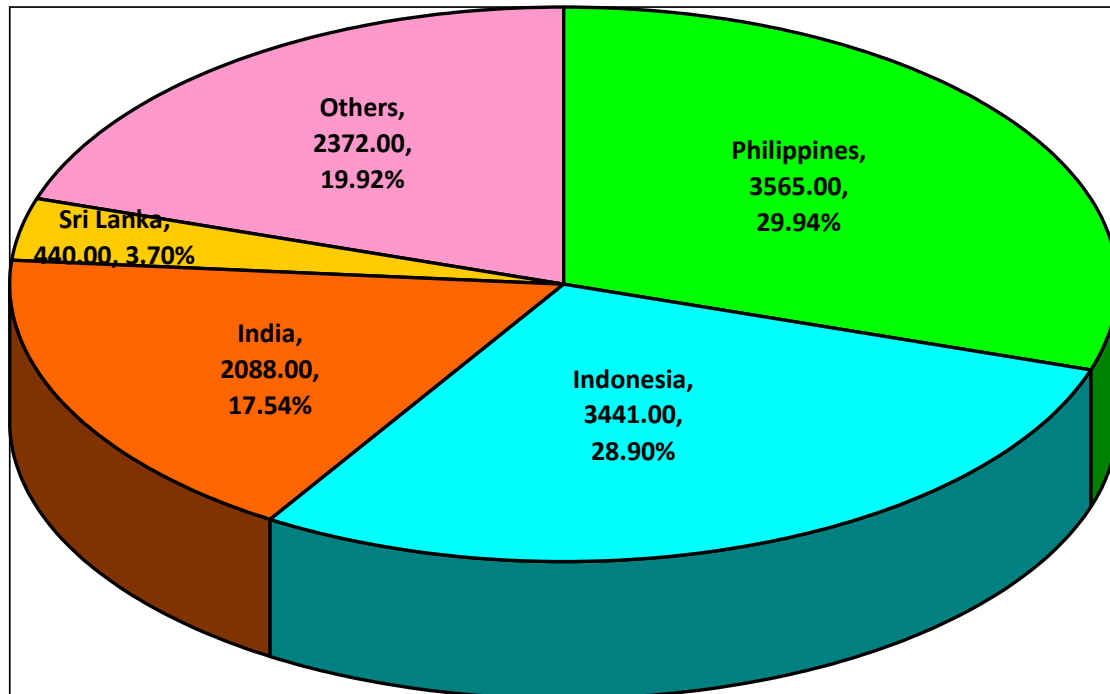
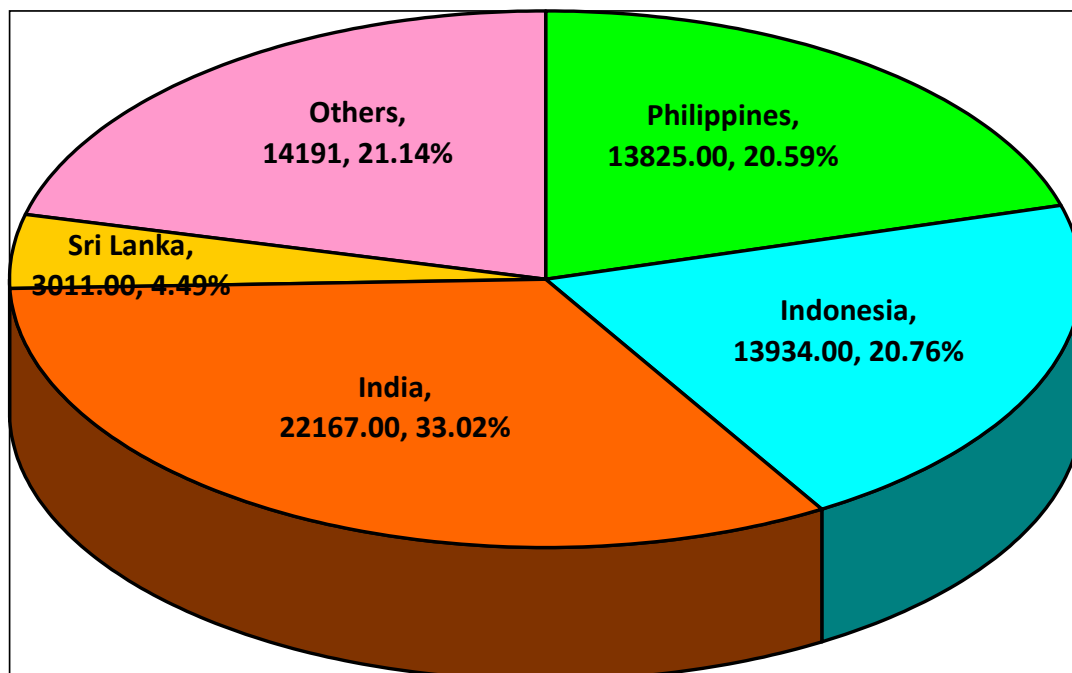
Fig.32: Major Coconut Growing Countries - Area ('000 Ha) - 2016**Fig.33: Major Coconut Producing Countries- Production (Million Nuts) - 2016**

Fig.34: Top 15 Countries on Coconut Productivity (Nuts/Ha)

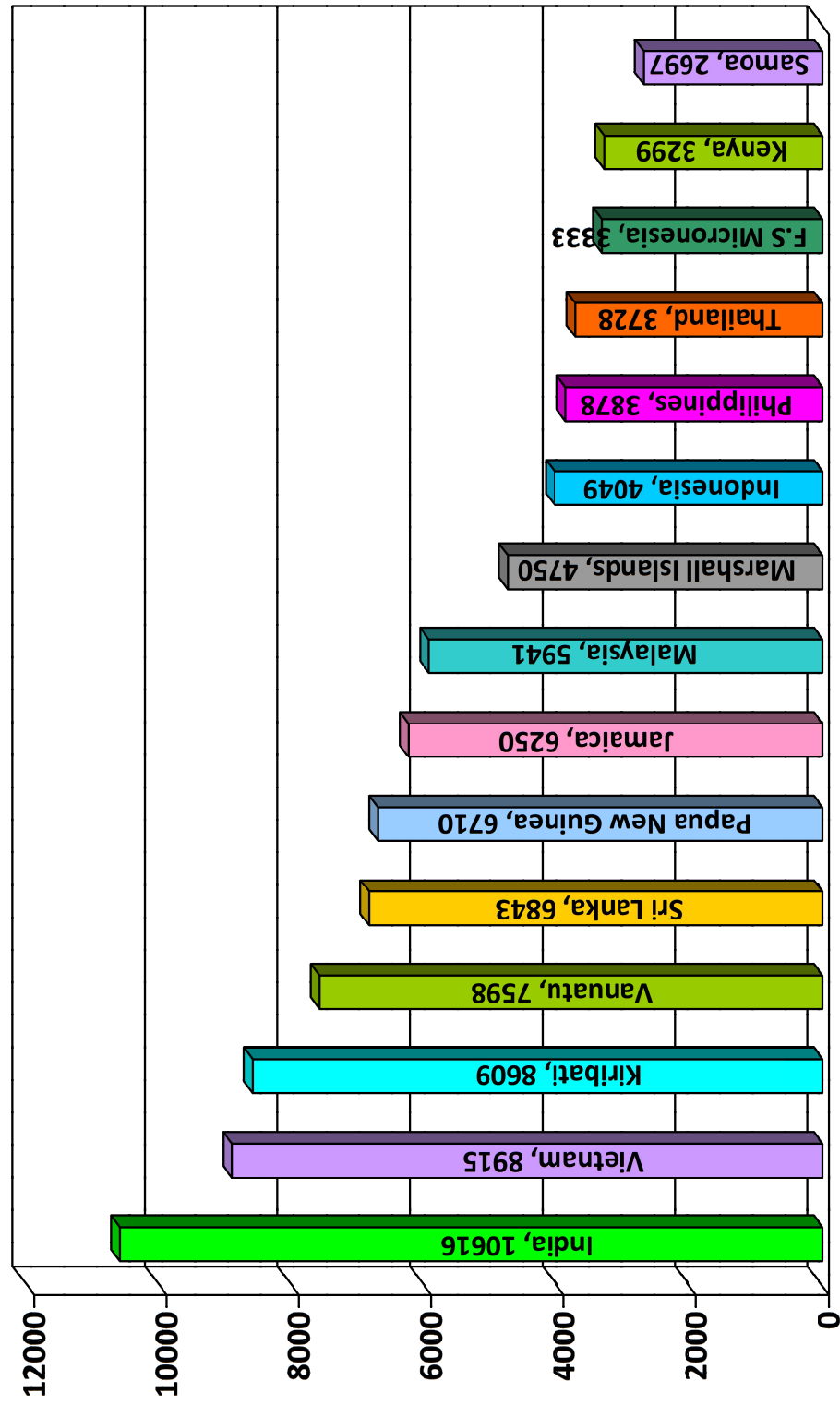


Fig.35: Export of Coconut Products from India during the last five years

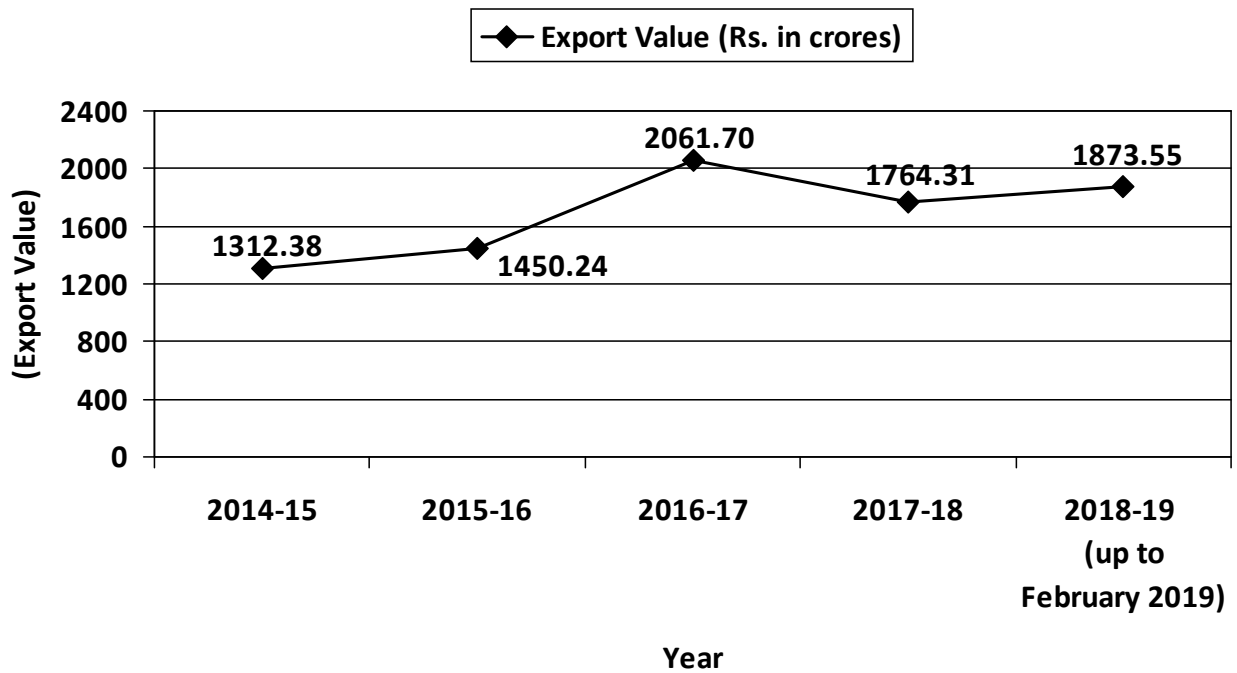


Fig.36: Export of Coir and Coir Products from India during the last five years

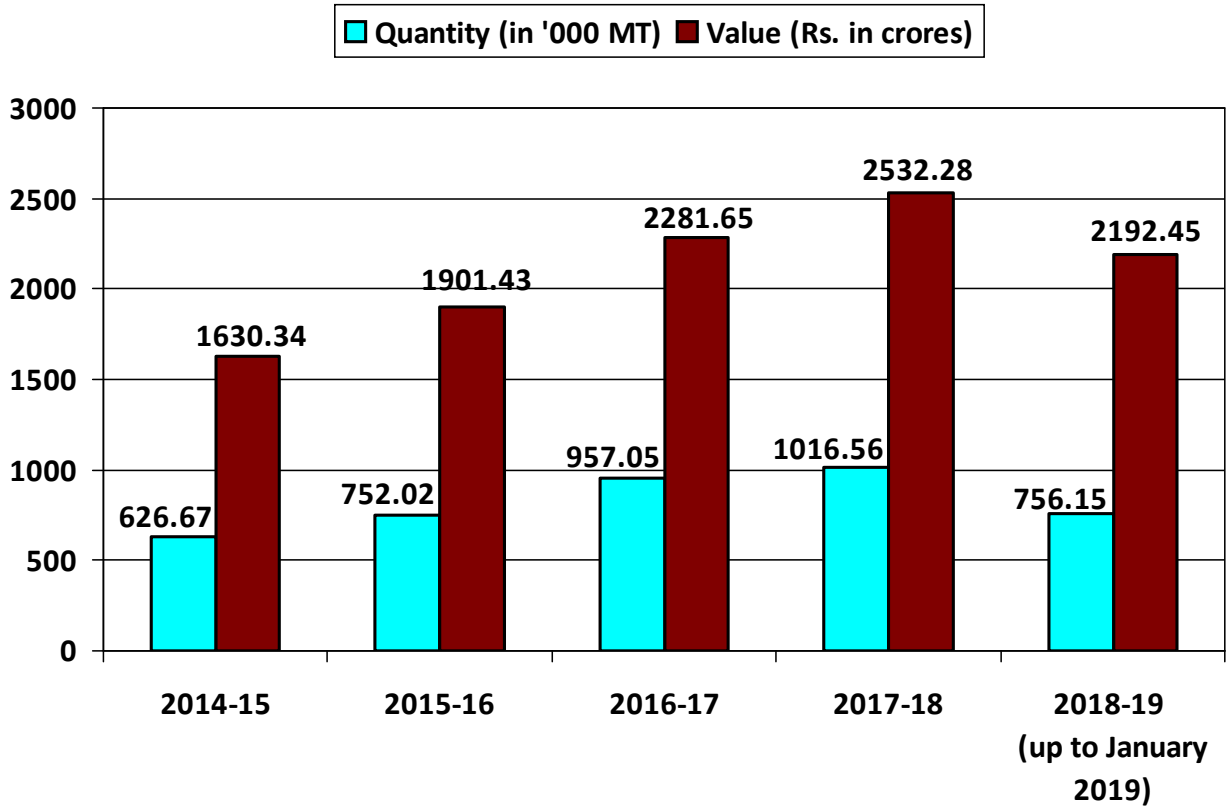


Table 44: Trade Balance on Coconut and Coconut Products for the last five years			
Year	Export Value (A)	Import Value (B)	Trade Balance (A-B)
	(₹ in crores)		
2013-14	1156.12	231.12	925.00
2014-15	1312.38	264.54	1047.84
2015-16	1450.24	380.02	1070.22
2016-17	2061.70	270.59	1791.11
2017-18	1764.31	369.36	1394.95
2018-19 (up to February 2019)	1873.55	535.45	1338.10

Source: Directorate General of Commercial Intelligence and Statistics, Kolkata

Table 45: Export of Major Coconut Products from India during the last five years (Quantity in Tons - Value ₹ in crores)											
Sl. No.	Item	2014-15		2015-16		2016-17		2017-18		2018-19 (up to February 2019)	
		Quantity	Value	Quantity	Value	Quantity	Value	Quantity	Value	Quantity	Value
1	Activated Carbon	54345.07	557.80	71672.71	747.56	85396.10	811.17	93392.08	951.27	87779.41	1225.53
2	Dry Coconut	66923.65	212.49	51802.54	145.85	26310.25	218.34	12933.52	156.07	15744.49	186.86
3	Fresh/Frozen/Grated Coconut	29020.19	89.28	37467.06	112.79	51701.45	145.44	38648.15	194.48	31387.37	161.10
4	Shell Charcoal	75.84	125.30	16.76	40.39	39071.00	87.88	26652.00	79.28	15082.00	53.20
5	Coconut Oil	7216.57	146.57	6806.55	139.96	33499.49	380.26	7322.14	143.15	6234.05	125.33
6	Copra	7284.49	80.93	4388.69	36.48	18227.09	129.78	3028.40	34.69	2112.61	33.02
7	Desiccated Coconut	3243.82	26.41	3442.77	31.51	14563.26	144.51	8421.51	112.13	1493.64	13.33
8	Misc. Coconut Products		73.59		195.71		144.32		93.22		75.20
	Total		1312.38		1450.24		2061.70		1764.31		1873.55

Source: Directorate General of Commercial Intelligence and Statistics, Kolkata

Table 46: Export of Coir and Coir Products from India during the last five years (Year: April to March)										
(Quantity in Metric Tons) (Value - ₹ in crores)										
Items	2014-15		2015-16		2016-17		2017-18		2018-19 (up to January 2019)	
	Quantity	Value	Quantity	Value	Quantity	Value	Quantity	Value	Quantity	Value
Coir Pith	316425	432.95	408897	688.09	490552.35	905.39	548479	1018.47	416407	905.07
Coir Fibre	219103	419.23	255293	417.67	370356.70	539.14	374320	701.78	255966	527.13
Tufted Mat	41284	397.26	45770	443.16	51718.40	484.43	54279	495.91	46070	444.28
Handloom Mat	25354	239.47	20386	222.80	20143.42	213.16	18277	186.14	16515	185.77
Coir Geo-Textiles	4236	32.70	4520	35.32	6219.18	44.81	5845	39.97	6493	50.21
Coir Yarn	4070	30.01	4134	28.21	4426.49	29.48	3328	24.58	2875	22.41
Curled Coir	12621	37.32	9470	25.10	10355.72	24.19	8800	23.16	9526	28.10
Handloom Mattings	1667	18.35	1706	19.69	1272.43	15.35	1117	13.95	839	11.27
Rubberized Coir	897	14.11	678	9.72	888.09	12.96	900	13.89	729	9.23
Coir Rope	614	3.92	517	3.97	484.00	3.89	491	4.02	393	3.51
Coir Rugs	135	1.46	307	2.83	205.16	2.72	254	2.69	170	2.06
Powerloom Mat	161	2.25	280	3.67	166.40	1.96	37	0.58	8	0.16
Coir Other Sorts	71	0.86	46	0.95	256.25	4.17	306	4.98	155	3.13
Powerloom Mattings	28	0.44	16	0.26	-	-	131	2.16	6	0.13
Total	626666	1630.34	752020	1901.43	957044.59	2281.65	1016564	2532.28	756152	2192.45

Source: Coir Board of India

Table 47: Export Earnings from Coconut for the last five years (₹ in crores)			
Year	Coconut and coconut based products (other than coir)	Coir and coir based products	Total
2013-14	1156.12	1476.04	2632.16
2014-15	1312.38	1630.34	2942.72
2015-16	1450.24	1901.43	3351.67
2016-17	2061.70	2281.65	4343.35
2017-18	1764.31	2532.28	4296.59
2018-19 (Provisional)	1873.55*	2192.45#	4066.00

* up to February 2019, # up to January 2019

Fig.37: Per Capita availability of Coconut in India

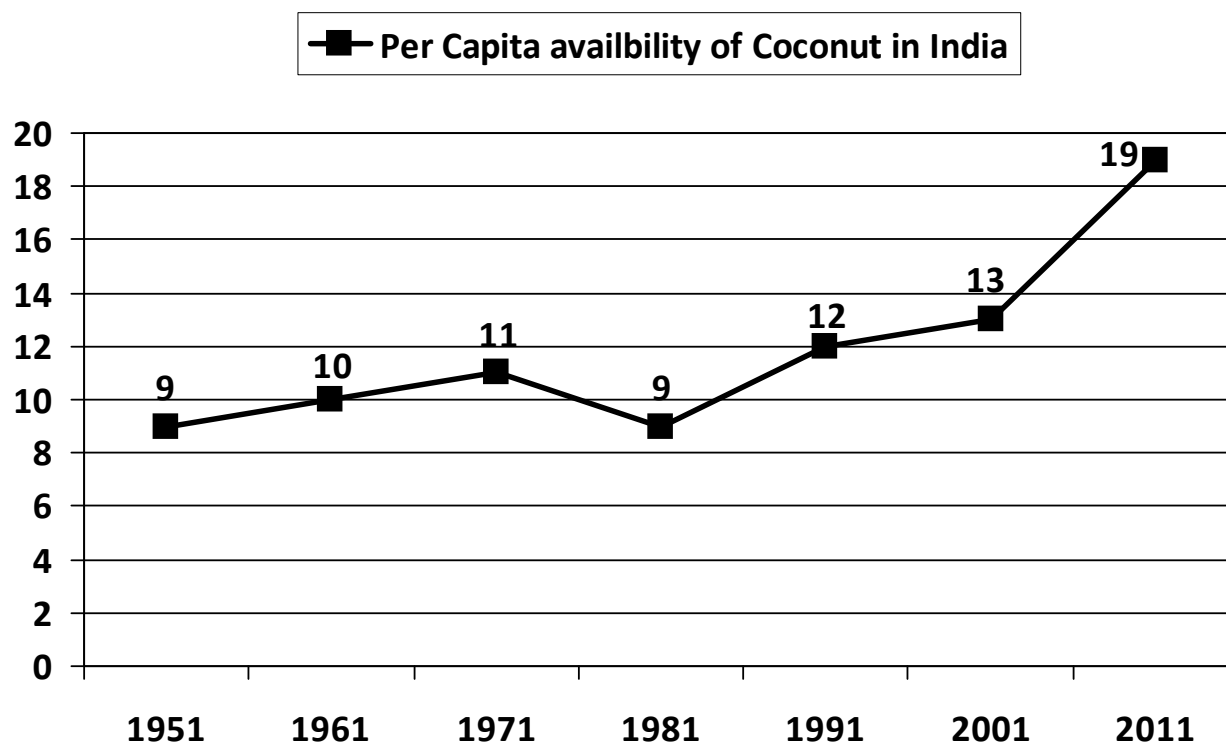


Table 48: Import of Major Coconut Products into India during the last five years (Quantity in MT - Value ₹ in crores)											
Sl. No.	Sl. Item	2014-15		2015-16		2016-17		2017-18		2018-19 (up to February 2019)	
		Quantity	Value	Quantity	Value	Quantity	Value	Quantity	Value	Quantity	Value
1	Oil Cake Expeller Variety	88289.75	136.19	188921.63	286.81	164421.90	263.51	211373.07	303.03	200750.69	323.75
2	Shell Charcoal	15.25	41.77	17.67	46.35	2.41	3.34	1430.00	5.09	21584.00	78.15
3	Copra	281.00	2.03	290.30	2.06	0.00	0.00	4602.02	41.83	10699.40	73.89
4	Desiccated Coconut	246.07	3.71	65.50	0.67	0.00	0.00	314.31	3.14	3464.46	33.25
5	Other residues of coconut or copra	32.50	0.07	0.27	0.28	0.00	0.00	727.41	5.30	7543.60	16.26
6	Button of Coconut Shell/Wood	24.29	0.59	41.09	1.19	43.12	1.46	88.27	3.06	390.64	7.74
7	Coconut Oil	9673.25	80.19	5174.81	41.47	9.08	0.37	566.41	6.30	25.65	0.78
8	Activated Carbon*	-	-	-	-	-	-	-	-	-	-
9	Miscellaneous		-	-	1.18	-	1.92	-	1.61		1.62
	Total		264.54		380.02		270.59		369.36		535.45

*including Wood and husk based

Source: Directorate General of Commercial Intelligence and Statistics, Kolkata

5. PUBLICITY, EXTENSION ACTIVITIES AND INFORMATION TECHNOLOGY

Publicity and Extension Activities

At a Glance

- ❖ *Published Coconut Journal in 6 languages*
- ❖ *Conducted 242 awareness programmes at state, district and block level and FPO level across the country.*
- ❖ *Trained 1,830 persons under FoCT Skill Development Training programme across the country.*
- ❖ *Participated in 56 Exhibitions across the country at National, International and Domestic level.*
- ❖ *Aired Board's programme in various languages through AIR Thiruvananthapuram, AIR FM North and Radio Mirchi.*
- ❖ *Aired product promotional films through various TV channels.*
- ❖ *Published articles on coconut oil, virgin coconut oil and other value-added products and the activities of the Board in different languages through various publications across the country.*
- ❖ *Displayed Board's advertisement in 63 digital display boards in Delhi International Airport T3 Domestic arrival, New Delhi in continuation of Media Plan 2017-18.*
- ❖ *Displayed Board's audio visual promotional advertisement through LED screens of South, West and North Zones of Railway.*

5.1 Coconut Development Board is carrying out product promotional campaigns and dissemination of information on the activities of the Board among farmers, entrepreneurs and stakeholders through various extension tools under Publicity, Extension Activities & IT. Intensive publicity campaign carried out in the country and abroad by publicity and extension wing not only created better outreach for coconut and its products but also enhanced the demand of coconut products in the domestic and overseas markets. Besides providing information on coconut, printing and production of publications, organizing extension activities including conduct of awareness programmes (state, district and block level) ,National level seminars, FPO meetings, Exposure visit within the state and outside state , skill development training programmes, exhibitions, giving awards to recognize excellence in different fields, product promotion through mass media, etc. are some of the major extension tools through which the message on coconut percolates up to the grass root level. 'FoCT'

training is one of the major skill development training programmes implemented in Kerala and other coconut growing states through which massive employment generation could be created in coconut sector. Neera technician training programme is another skill development training programme to tap inflorescence sap through trained technicians. In order to ensure the availability of trained technician in the field, an agreement is being made with the technicians for two years. One week skill development training in Handicraft was also organized at State centres, Regional offices viz. West Bengal, Assam, Maharashtra, Bihar and Kerala. The expenditure incurred during the period under report was ₹7.32 crores.

Publications

5.2 Printing and publishing is an important extension activity undertaken by Coconut Development Board. The Board brings out periodicals in seven languages viz. Hindi, English, Kannada, Malayalam, Tamil Marathi and Telugu. The periodical in English, titled Indian Coconut Journal, is widely circulated in India among the progressive farmers, extension workers and scientists and is also subscribed by research institutes in other coconut growing countries.

5.3 The periodicals in vernacular languages cater to the information needs of regional farmers. Regular dissemination of information through the periodicals facilitates the transfer of technology and helps not only to overcome the communication gap between extension workers and farmers but also helps to promote sustainable development of coconut cultivation and industry in the country. During the period under report, maximum effort was taken to enhance the circulation of vernacular journals. Following are the periodicals published by the Board during the period under report.

- 1) Indian Coconut Journal (English monthly)
- 2) Indian Nalikera Journal (Malayalam monthly)
- 3) Bharatiya Nariyal Patrika (Hindi quarterly)
- 4) Indhia Thennai Idhazh (Tamil quarterly)
- 5) Bharatiya Thengu Patrika (Kannada quarterly)
- 6) Bharatiya Kobbari Patrika (Telugu biannual)

5.4 Board has also brought out the following adhoc publications during the period under report.

- (1) Booklet on Coconut Cultivation Technology in Malayalam and Hindi.
- (2) Leaflet on schemes of CDB in various languages viz. English, Hindi, Kannada, Tamil, Malayalam, Oriya, Bengali and Telugu and other North Eastern languages.
- 3) Printing of Wall Calendar

Technical Advice to Coconut Farmers and Entrepreneurs

5.5 Large number of farmers, industrialists, entrepreneurs and exporters connected with coconut industry were given technical advice through different means. Board sponsored many agricultural seminars organized by the ICAR, CPCRI, ATMA, State Departments/ other agencies such as CII, FICCI etc. which helped to disseminate the messages on coconut farming and Board's activities. Board also disseminated information on products/ manufacturer profiles to consumers/exporters/importers of coconut products. The success stories on coconut based farming systems, production and marketing of various value added products, implementation of green collar jobs such as neera technicians and FoCT, FPO level activities etc were published in Board's journals, other farm journals and leading dailies which had become an effective extension tool.

Product Promotion through Mass Media

5.6 Board's programmes were aired through AIR Thiruvananthapuram, AIR FM North and Radio Mirchi stations across the country. Radio jingles based on various programmes of CDB, especially value added products of coconut, mainly on coconut oil and VCO, Neera and other value added products, Insurance Scheme of CDB and TMOC programmes in various languages were aired all over the country.

5.7 Coconut Development Board has been undertaking multi media product promotional campaign for promoting coconut and coconut products. During the year under report, the major objective of the Below the Line (BTL) activities was to disseminate information to public on basket of major value added coconut products viz. virgin coconut oil, coconut oil, tender coconut water, desiccated coconut powder, milk, milk powder, neera and its value-added products etc. The campaign was carried

out intensively through print and electronic media covering national/regional newspapers, magazines, weeklies, TV channels, Radio and Outdoor media/BTL (Below the line) activities. These efforts have helped to give wide coverage on the goodness of coconut and increased the level of consumption of coconut products.

5.8 As part of product promotions some of the promotional programmes were aired through AIR-Thiruvananthapuram such as Daily Farm News, Gramarangam, Vayalum Veedum and Pularvettam programme. The programme covered all aspects on coconut including value added products of coconut, CDB's promotional spots especially on coconut oil, VCO, neera, tender coconut water, Coconut Palm Insurance Scheme, neera and Kera Suraksha programme. Board's programmes were also aired through seven FM stations viz. AIR FM Gold, VB Mumbai, Guwahati, Mangalore, Panaji, Lucknow and Kolkata stations. Besides the programme aired in different languages such as Tamil, Kannada, Hindi, Marathi and Telugu in the cities such as Delhi, Kolkata, Chennai, Ahamedabad, Patna, Rajkot, Nashik, Guwahati, and Coimbatore for 15 days through Radio Mirchi had provided maximum coverage to Board's activities. All these radio programmes received ample listenership.

5.9 Board's activities and programmes had received wide reach among farmers through the release of advertisements in agriculture magazines like Karshakan, Karshakashree, Agriculture and Industry survey (English, Hindi & Malayalam), Krishi Jagaran (Hindi, Malayalam and English), Fasal Kranthi, Pasumai Vikatan (Tamil) etc. Generic promotion of coconut was also done through regionwise advertorials in mainline magazines. Advertorials and articles were published in mainline magazines viz. The Week (English), Femina (English, Hindi & Bengla), Grehalakshmi (Hindi), Airport authority of India (English), Subhyathra (English), India Today (English), Manorama Weekly (Malayalam), Lok Panchayath (Hindi), Grihasobha (Hindi & Gujarathi), Saritha (Hindi), Woman's era (English), Kumudam weekly, Snehidi and Manvasanai (Tamil), Pasumai Vikatan (Tamil), Taranga Kannada (Kannada), Vanitha (Malayalam & Hindi), The Hindu Frontline (English), Meri Saheli (Hindi), Janmabhumi, Kesari (Malayalam), Mathrubhumi weekly, Navabharath daily, Dainik Bhaskar and Dainik Jagaran daily (Hindi), Karshakasree (Malayalam) and Grihalakshmi (Malayalam) during the year under report.

- As part of promotion of value added products in North East telecast promotional video films on virgin oil, desiccated coconut milk and milk powder through Doordarshan channel of all North Eastern state for one month.
- *Radio Mirchi of Times of India Group: Broadcast of Board's programme through Radio Mirchi in Delhi, Kolkata, Chennai, Ahamedabad, Patna, Rajkot, Nashik, Guwahati, and Coimbatore for 15 days. Radio jingles of CDB programme aired in Hindi, English and Tamil language. Provided maximum reach to CDB activities across the country.*
- Displayed Board's promotional advertisements at five bus que shelters in New Delhi at (1) Krishi Bhavan (2) Udhog Bhawan (3) Claridges Hotel (4) Windsor Palace, Janpath and (5) and Sardar Patel Marg. Board's promotional advertisements were viewed by more than one lakh commuters per day who plied between these stations.
- Displayed Board's audio visual promotional advertisement through LED screens of South, West and North Zones of Railway (Pan India) viz. Chennai Central, Madurai, Tirupathy, Bengaluru, Mumbai cst and Central, Pune, Ahmedabad, Ajmer, Delhi and Lucknow stations. 34 million eye balls viewed the activity through Southern, Western and Northern zones of Railway.
- Displayed promotional advertisement through 63 digital display boards in Delhi International Airport T3 Domestic arrival, New Delhi at DAVP rate in continuation of product promotional activity 2017-18.
- Prepared 12 video film series on coconut recipes through Malayala Manorama and promoted the video films via face book, you tube, instagram, brightcove, twitter and received 408722 reach and 545926 viewership.
- Released Board's banner advertisements and articles in Karshikarangam online in continuation of Media Plan 2017-18.
- Released Board's banner advertisements in Times of India.com website and had received 14,48,999 impressions for Board's promotional advertisements.
- Released Board's banner advertisements in Times of India.com website in North East region and had received 529371 impressions for Board's promotional advertisements.

- Digital Marketing Campaign through Web dura by displaying Board's banner ads via face book, WhatsApp and Google platform for 40 days and had received 58,77,365 impressions for Board's generic promotional advertisements.
- Displayed Board's promotional advertisement through mobile application platform of Daily Hunt in 6 languages viz. Malayalam, Tamil, Kannada, Telugu, English, Hindi and had received 1,50,00,942 impressions for Board's promotional advertisements.
- Sponsored "The Hindu Classroom Project" of The Hindu daily by providing 10 copies of the Hindu school edition to 30 schools in Ernakulam district as part of CSR activity. This project ensures a highly positive approach about CDB activities in the minds of the students.
- Organized agricultural quiz competition in Chennai through a sponsorship of The Hindu In School among 450 participants (225 teams @ 2 per team) for 8 to 12th standard students and gave away the trophies, cash award and certificates to the winners.
- Telecast Board's product promotional film through Mathrubhumi News Channel, Janam TV and Media One Channel.
- Sponsored the cookery show of Madhyamam at Bengaluru for families and youth for preparing coconut dishes. In connection with the cookery show, released 2 insertion of advertorial in all editions of Madhyamam daily at DAVP rate.
- Sponsored the cookery contest "Ente Desham Ente Swad" at various locations in Mumbai based on coconut based recipes. In connection with the cookery contest, released the news coverage in Mathrubhumi daily all India editions at DAVP rate and conducted two programmes at Kalyan and Dombivilli on 10th March 2018.
- Released Board's advertisement on the occasion of "World Coconut Day 2018" organized at Chhattisgarh in Times of India and Dainik Bhaskar (Raipur, Bilaspur and Raigarh editions) on 2nd September 2018.
- Erected hoarding in connection with the Puri Rath Yathra at Vantage points at VIP Road and Subash Park, Puri, Odisha for two months.

- Released Board's promotional advertorial on the occasion of Foundation Day of Coconut Development Board in the dailies viz. Malayala Manorama, Mathrubhumi, Deshabhimani and Kerala Kaumudi dailies on 12th January 2019.
- 197 minor advertisements were released through Print Media which highlighted the activities of the Board and promoted health and wellness of coconut products. Besides publishing articles on various aspects of coconut, wide coverage was given for the programmes of CDB through various publications.
- 26 press releases were issued free of cost in print media, websites, TV Channels and daily broadcast through AIR, Thiruvananthapuram and Kochi stations during the period which helped to disseminate information about the activities of the Board across the country.

5.10 Board's website acts as a strong media with updated information on the activities of the Board. Important events and activities are uploaded in Board's website. Films on various aspects of coconut such as scientific coconut cultivation, value addition, product promotion success stories and stories on curing of diseases such as diabetes, cardiovascular diseases, Alzheimer's, thyroid, autism and colon cancer through intake of coconut oil were posted in the Board's website.

Extension Activities 2018-19

5.11 Coconut Development Board has taken steps to give wide publicity to Board's schemes and activities as part of the awareness training programmes conducted at different parts of the country through its regional and state centers in India. Through these programmes, the Board could create awareness about scientific cultivation, processing and value addition of coconut among farming community and stakeholders. As part of awareness programme, Board has given training to around 22894 individual farmer participants in the country during the financial year 2018-19. In order to create awareness, Board has also given publicity about the programme through All India Radio/FM Radio, dailies/local channels, Board's monthly and quarterly journals, website etc. Press releases were issued about national and state level programmes in various languages.

Details of programmes conducted during the year 2018-19

State	No. of programmes (WCD, Seminar in national, state, district & block level, tours, FPOs meeting)	No. of participants
Karnataka	12	662
Odisha	26	3258
Andhra Pradesh	6	470
Maharashtra	4	344
Andaman & Nicobar	3	105
West Bengal	28	4922
North Eastern States	104	6988
Tamilnadu	21	2970
Bihar	19	1590
Kerala	11	1285
Gujarat	-	-
Goa	1	300
Chhattisgarh	-	-
Total	235	22894

Skill Development Training Programmes

5.12 Under the Skill Development Programme, 91 batches of FoCT training programmes were conducted in various states and covered a total of 1830 trainees. Through 7 Handicraft training programmes 101 individuals were trained as shown below:

State	Skill Development Programme			
	Handicraft Training Programme		Friend of Coconut Tree Training Programme	
	No. of Trainings	No. of Participants	No. of Trainings	No. of Participants
Karnataka	-	-	9	180
Odisha	-	-	7	148
Andhra Pradesh	-	-	8	160
Maharashtra	-	-	4	80
Andaman & Nicobar	-	-	-	-
West Bengal	1		20	200
Assam	-	15	20	200
Tamilnadu			28	560
Bihar	3	36	3	60
Kerala	2	30	7	122
Gujarat	1	20		
Goa	-	-	6	120
Chhattisgarh	-	-	-	-
Total	7	101	112	1830

Friends of Coconut Tree (FoCT)

5.13 Coconut Development Board is conducting the “Friends of Coconut Tree” (FoCT) training programme since August 2011 with the objective of imparting training to 5000 unemployed youth in Kerala. Taking into account the successful completion of 260 batches of Friends of Coconut Tree (FoCT) training programme (first phase) under palm climbing training programme during the year 2011-12 and considering the wide demand from neighbouring coconut growing states, the Board extended the programme to Tamilnadu, Karnataka, Andhra Pradesh, Goa and Andaman & Nicobar Islands during 2012-13 as the second phase in addition to Kerala. Later, the programme was implemented in other states such as Maharashtra, Assam, Bihar, West Bengal, Odisha, Chhattisgarh and Gujarat during the third phase. In 4th Phase 15178 persons were trained in 759 batches throughout the country. The training created massive employment generation with the support of KVKs/NGOs/FPOs to realize better income and livelihood for FoCTs at their native place. In the 5th phase 9350 persons were trained in 465 batches and in the 6th phase 5349 persons

were trained in 265 batches during the financial year 2016-17. In the 7th phase 3351 persons were trained in 168 batches during the financial year 2017-18 and in the 8th phase 1830 persons were trained in 91 batches during the financial year 2018-19. From 1st to 8th phase, altogether 62828 persons were trained under this programme.

Activities of FoCT in website

5.14 CDB has uploaded the region wise list along with the contact number of all trainees in the website of the Board. In order to monitor the effective implementation of the programme, Board has requested all the trainees to send daily SMS to the Board on their daily activities like the number of trees they have climbed, wages charged and the day's income. Utilizing this internet facility it is possible to follow up and assess the performance of the trained FOCTs.

Distribution of Coconut Palm Climbing Machine

5.15 Timely distribution of palm climbing devices to the training centres in Kerala and outside states is being carried out through the Regional Agro Industrial Development Co-operative of Kerala Ltd. (RAIDCO) and Kerala Agro Industries Corporation (KAICO) Ltd., Government of Kerala.

Neera Technician Training Programme

5.16 Board has undertaken the initiative of developing a pool of skilled Neera Technicians after the amendment of Abkari rule in Kerala after 112 years effort. Extracting neera requires technically skilled persons to perform activities such as climbing tree, skillfully stimulating the inflorescence, application of disinfectant, wrapping the inflorescence etc. in hygienic manner. Board is organizing Neera Technician training programme from 2014-15 onwards. This training is of a period of 42 days, with total time duration of 240 hours. On the job training is also arranged for 2 weeks as part of training curriculum. It is open for anyone from any profession or unemployed youth belonging to the age group of 18-50 years. So far 2637 Neera Technicians were trained through FPOs and CIT Vazhakulam.

Sponsorship Programmes

5.17 During the period under report the Board also sponsored in the following seminars/training programmes.

- Sponsored Dubai Global Convention held on 17-19th April 2018 Dubai in which Dr. B.N. Srinivasa Murthy, Horticulture Commissioner, Government of India and Chairman, CDB presented a country paper on coconut.
- Sponsored workshop on “Value added products from Palmyrah and coconut” at Acharya Nagarjuna University, Guntur during 3rd and 4th May 2018.
- Sponsored one-day awareness workshop organized by CPCRI on “Management of Rugose spiraling whitefly attack on coconut” at Rajamundry in Andhra Pradesh on 7th May 2018.
- Sponsored Kisanmela organized by ICAR-CPCRI, Kasaragod at Research Station, Kidu, Karnataka from 10th and 11th November 2018.
- Sponsored the programme of Kera Karshaka Sangham, Alappuzha at Cherthala, Alappuzha, Kerala on 22nd December 2018.
- Sponsored National level conference for VCO Manufacturers at CPCRI, Mysore on 26th December 2018.

World Coconut Day 2018

5.18 Organized World Coconut Day on the theme “Coconut for Good Health, Wealth and Wellness” across the country on 2nd September 2018. The National level programme was organized at Indira Gandhi Krishi Vishwavidyalaya Raipur, Chhattisgarh. Shri Brijmohan Agrawal, Hon’ble Agriculture Minister, Chhattisgarh inaugurated the programme. Shri Ramesh Bais, Hon’ble MP, Raipur, Dr. D.K. Marothia, Member, State Planning Commission and Shri Sunil Kumar Kujur IAS, Additional Chief Secretary and Agriculture Production Commissioner, Government of Chhattisgarh, Dr. Raju Narayana Swamy IAS, Chairman, Coconut Development Board, Shri Narendra Kumar Pandey IRS, Director, Department of Horticulture and Farm Forestry attended the function. Shri Brijmohan Agarwal, Hon’ble Agriculture Minister, Chhattisgarh read the message of Hon’ble Union Agriculture Minister Shri Radha Mohan Singh on the occasion. An exhibition was also held wherein 14 entrepreneurs across the country participated. Around 500 farmers and entrepreneurs from coconut producing states across the country attended the programme. Five leaflets in Hindi were released on the occasion.

Exhibitions and Fairs

5.19 Coconut Development Board regularly participate in major domestic and international exhibitions as part of product promotion of various value added coconut products.

5.20 Board participated in the following International/National/Domestic Exhibitions:

- 1) 13th Organic Fair 2018 at Ernakulam, Kerala from 10-13th April 2018.
- 2) State Agriculture Fair at Patna from 13-15th April 2018.
- 3) Dubai Global Convention and International Exhibition at Dubai from 17-19th April 2018. Dr. B.N.S. Murthy, Horticulture Commissioner and Chairman, CDB presented country paper on the occasion.
- 4) National Seminar on “Road Map of Vegetables Oil Production” at Hyderabad on 28th and 29th April 2018.
- 5) Kissan Kalyan Mela at Kondagaon, Chhattisgarh on 2nd May 2018.
- 6) Krishi Fair at Odisha from 3-7th June 2018.
- 7) Agri Vikas 2018 at Bhubaneswar, Odisha on 29th and 30th June 2018.
- 8) Agri Intex 2018 at Coimbatore, Tamilnadu from 13-16th July 2018.
- 9) Karshika Mela at Kollam, Kerala on 20th and 21st July 2018.
- 10) Agri Horti Expo at Pragati Maidan, New Delhi on 28th and 29th July 2018.
- 11) Udyana 2018 at Vijayawada, Andhra Pradesh from 23-26th August 2018.
- 12) Aahar at Chennai, Tamilnadu from 23-26th August 2018.
- 13) Agro+Food & Beverages Exhibition at Goa from 2-4th August 2018.
- 14) Seasons Exhibition (Monsoon Edition) at Ernakulam, Kerala on 4th and 5th August 2018.
- 15) Exhibition in connection with State level Farmer’s day celebration at Edappal, Malappuram, Kerala from 12th to 16th August 2018.
- 16) Indian Agri Tech Space Exhibition at Bengaluru on 5th and 6th September 2018.

- 17) Venad Fest at Kollam, Kerala from 13-23rd September 2018.
- 18) Shining Maharashtra organized by Friendz Exhibitions and Promotions at Solapur, Maharashtra from 26-28th September 2018.
- 19) Assocham “Food value chain partnership exhibition” at New Delhi on 27th and 28th September 2018.
- 20) Annapoorna World Food India Exhibition 2018 at Mumbai from 27-29th September 2018.
- 21) Horti Sangam Fair at Farah in Mathura, Uttar Pradesh from 6-8th October 2018.
- 22) Krishi Kumbh at Lucknow, Uttar Pradesh from 26-28th October 2018.
- 23) Rise in Jammu & Kashmir at Jammu Kashmir from 1-3rd November 2018.
- 24) Vibrant India 2018 at Dilli Haat Pitampura from 2-4th November 2018.
- 25) Antharashtra Pusthakolsavam at Kochi, Kerala from 2-4th November 2018.
- 26) Flower Show organized by Department of Horticulture, Government of Karnataka at Mandya on 10th and 11th November 2018.
- 27) Agri Expo Kidu at Karnataka on 10th and 11th November 2018.
- 28) IITF 2018 at New Delhi from 14-27th November 2018.
- 29) Mainstreaming Ayurveda through start ups, entrepreneurship and branding 2018 at Kochi, Kerala from 21-23rd November 2018.
- 30) Vaikom Fest at Kottayam, Kerala from 22nd November to 2nd December 2018.
- 31) Agro vision 2018 at Nagpur, Maharashtra from 23-26th November 2018.
- 32) Ujjual Himachal Pradesh 2018 at Dharmasala, Himachal Pradesh from 14-16th December 2018.
- 33) Kerala Food Summit & Exposition at Kochi, Kerala on 18th and 19th December 2018.
- 34) Pollachi Chamber Agri Trade Expo 2018 at Pollachi from 21-24th December 2018.

- 35) Karshikamela at Thodupuzha, Idukki, Kerala from 27-30th December 2018.
- 36) Vaiga & Krishi Unnathi Mela at Thirssur, Kerala from 27-30th December 2018.
- 37) 106th Indian Science Congress Pride of India Expo 2019 at Punjab from 3-7th January 2019.
- 38) Sundarban Mela, 24 Pharganas at West Bengal from 3-12th January 2019.
- 39) Malayora Mahotsavam Agri Expo at Thiruvampady, Thrissur, Kerala from 11-27th January 2019.
- 40) Krishi Odisha 2019 at Baramunda, Bhubaneswar from 15-19th January 2019.
- 41) Exhibition in connection with the Platinum Jubilee celebrations at SH College, Thevara, Ernakulam, Kerala from 15-22nd January 2019.
- 42) Food Hospitality at Maharashtra from 17-20th January 2019.
- 43) 'Vibrant' at Gandhi Nagar, Gujarat from 18-22nd January 2019.
- 44) Participation of Udyam Samaagam at Thrissur, Kerala on 24th and 25th January 2019.
- 45) Arogya Health Fair at Patna, Bihar from 22nd January to 24th February 2019.
- 46) Participation in Vanitha Malabar Food Fest at Ernakulam, Kerala from 25th January to 14th February 2019.
- 47) Industries & Commerce Fair, at Agartala, Tripura from 29th January to 15th February 2019.
- 48) Participation in Krishi Kumbh na Gandhi Park at Patna, Bihar from 9-11th February 2019.
- 49) Participation in Kumbhmela at Prayagraj, Uttar Pradesh from 11-15th February 2019.
- 50) Participation in the National Agmark Exhibition at Kollam, Kerala from 15-19th February 2019.

- 51) MSME Summit by KMA at Kochi, Kerala on 21st February 2019.
- 52) Seedling of Krishimela at Mothihari, Bihar from 9-11th February 2019.
- 53) Participation of Mharo Rajasthan at Jalore, Rajasthan from 13-15th February 2019.
- 54) Emerging North East, Shilpagram at Guwahati, Assam from 20-22nd February 2019.
- 55) Ujjaval Uttarakhand at Udham Nagar in Uttarakhand from 2-4th March 2019.
- 56) Singheswar Mahasivarathri Mela at Singheswar from 4-25th March 2019.

Coconut Museum

5.21 A Coconut Museum is set up at the CDB Headquarter premises in Kochi. The Museum displays versatile uses of coconut, coconut products and coconut palm parts. A vast variety of handicrafts, curios and utility items made of coconut and informative charts on production, cultivation, marketing and health aspects of coconut are displayed in the coconut museum. The museum is being maintained in good condition and is regularly visited by group of farmers, tourists and other visitors. Since Museum is having a place in Google website a lot of foreign tourists are also regularly visiting the museum.

Library and Information Centre

5.27 The Library and Information Centre caters to the need of administrative and technical staff of CDB, research scholars from universities/colleges and entrepreneurs from coconut industry. 16 research scholars and faculties from Agricultural Universities/Departments in and outside of Kerala, 95 officers/staff from CDB, and farmers/entrepreneurs from farmer producer organizations have visited and make use of the Library during the period under report.

5.28 The present collection contains 7339 books. During the year, 213 books were added to the stock of the Library out of which 80 are Hindi books. Received and indexed 451 issues of journals as subscription/gift/exchange. One technical journal, Food & Beverage World was newly subscribed during the year. Copies of Hindi Books titled “Karyalay Deepika” and “Karyalay Praveenatha” have been purchased and transferred to 22 unit offices of CDB.

5.29 Subscribed Food Marketing & Technology for the use of CIT, Vazhakulam, Agriculture & Industry Survey for Regional Offices of CDB in Karnataka, Tamilnadu and Assam, State Centres in Andhra Pradesh, Maharashtra, Odisha and West Bengal, DSP Farms in Andhra Pradesh, Assam, Mandya, Bihar, Kondagaon and Neriamangalam and MDIC, Delhi. Back volumes of Swamys News, National Geographic and Sea News Circular have been bounded during the period under report.

5.30 LIBSOFT Server Version 4.1 has been updated during the period. 114 articles from Indian Coconut Journal and 97 articles from Indian Nalikera Journal have been indexed in the Software. Important articles on coconut and related subjects from other technical journals have also been indexed. Databases were updated with the details of 213 books and 251 articles.

Services

Newspaper Clipping Service

5.31 A Newspaper clipping service covering news items on coconut and related subjects is available in the Library. Photocopies of 323 press clippings in Malayalam and 71 in English have been taken and indexed during the period.

Reprography Service

5.32 Library and Information Centre provided reprographic services such as scanning/photocopying of articles/news to CDB staff as well as to visitors. Photocopies of 57 articles in Malayalam and 29 articles in English have been taken and filed.

Exchange of Publications

5.33 Library and Information Centre received Annual Reports, Research Highlights/ Newsletters and journals from other Central/State Government and private institutions. Copies of Annual Report of the Board, Indian Coconut Journal and Indian Nalikera Journal have been forwarded to other institutions on reciprocal/gift basis.

5.34 Important publications added to the Library during the period are:

English

- 1) Coconut Statistical Yearbook 2016
- 2) Oil world Annual 2018 - Vol.1 up to 2017/18
- 3) Oil world Annual 2018- Vol. 2 up to 2018/19
- 4) Swamys Handbook 2019
- 5) Manorama Yearbook 2019
- 6) The Fertilizer (Control) Order 1985 (As amended up to January 2018)
- 7) Introduction to the Constitution of India
- 8) Our Constitution: An Introduction to India's Constitution & Constitutional Law
- 9) Outline of Indian Legal & Constitutional History
- 10) Indian Constitutional Law
- 11) Create, Copy, Disrupt: India's Intellectual Property Dilemmas

Malayalam

- 12) Manorama Yearbook 2019
- 13) Mathrubhumi Yearbook 2019

Hindi

- 1) Karyalay Deepika
- 2) Karyalay Praveenatha

Electronic Data Processing Unit (EDP)**Highlights**

- CDB website revamped/modified.
- Twenty one online software modules developed and maintained. These modules are available in website.
- Website updated on every working day.

Website

5.37 CDB website has been revamped / modified. Daily viewership is around 1000 visitors. Website has been maintained and updated regularly. Following modules are updated daily/weekly basis:

- CDB homepage with news and events
- Citizen charter, Right to Information and Grievance Cell

- Formation of Coconut Producers' Societies, Federations and Companies.
- Friends of Coconut Tree (FoCT) training details with mobile numbers of FoCTs.
- Media on coconut page with coconut related news items, health benefits of coconut and its products, innovative ideas, etc.
- Processing technologies, project reports, machinery manufacturers, Neera Technician training, blog for 'New Marketing Strategies', etc.
- Other modules viz. Discussion Forum, Organization and Schemes, Directory Information, Trainings/Seminars, Health benefits of Coconut Products, statistics on coconut area, production, market price, Rain fall data, Temperature data, Import/export, Price/arrivals, Publications, Application Forms/Downloads, Job vacancy, Message Board, Tender notices, Videos on coconut, staff corner, Minutes of Meetings, Articles, weekly photographs and other details related to mother palms, hybridization, nursery and seed nut production in DSP Farms were also updated regularly in the website.
- Newly created software are Leave Management system, Despatch system, Directory information and registration.

Home Page of Coconut Development Board

Last Updated : 29 Apr 2019 10:45 am

Map हिंदी

Frequently Asked Questions

Select Language



Coconut Development Board

Ministry of Agriculture and Farmers Welfare, Government of India



[About CDB](#)
[Schemes](#)
[Health Benefits](#)
[Cultivation](#)
[Staff Corner](#)
[Download](#)
[Tenders](#)
[Vacancy](#)
[Contact Us](#)

Vis today 235 Visits 2 545 305



NEWS FEED

- National Level Workshop on "Plant Health Management of Coconut: Challenges and Future Opportunities" held during 14-15 March 2019 at Hyderabad
- Nomination of candidates for the position of Executive Director of International Coconut Community (ICC) in Jakarta, Indonesia
- Seminar on Coconut Cultivation Technology held at Odisha on 27-2-19
- Exporters Meet held at Coimbatore and Bengaluru on 22-2-19 and 1-3-19
- Indian Master Coconut Tree Climbers extended FoCT training to Jamaican farmers
- Smt.V. Usha Rani IAS assumes Charge as Chairman, Coconut Development Board
- National Level Workshop on "Plant Health Management of Coconut: Challenges and Future Opportunities" held during 14-15 March 2019 at Hyderabad
- Smt.V. Usha Rani IAS Chairperson, Coconut Development Board visited Tamil Nadu between 22-4-19 and 24-4-19

Vision & Mission

Journal Subscription Status

Board Meetings

CIT Vazhakulam

Trainings / Demos.

Directory Information

Processing Technologies

Products

LoDP Login

IMPORTANT LINKS

- Govt. of India
- Agricoop.nic.in
- ICAR
- AGMARKNET
- Farmers Portal
- mKisan
- Agri. Info portal
- FAO
- Dir. of Eco. & Stat.
- Agri. Skill Council
- PMKVY
- NATDP



Investors and Entrepreneurs are invited for New Project Proposals in Coconut based Industries

Cultivation

Package of Practices
Coconut Varieties
Plant protection
Pest & Diseases
Monthly Operations

Directory Info.

Product Manufacturers
Directory Registration
CPS Farmers List
Producer Companies
Coconut Tree Climbers

Schemes

Area Expansion
Integrated Farming
Planting material prodn.
Technology Demo.
Market Promo & Stat
Information Technology
Palm Insurance Scheme
Replanting & Rejuv.

Health Benefits

Tender Coconut
Coconut
Coconut Oil
Virgin Coconut Oil
Neera

Export Promo. Council

Exporters List Search
Submit Export Return
Export Statistics
RCMC Appl. Forms
RCMC Ren. Appl. Forms

Technology Mission

Why the mission
Goals & Objectives
Focus Areas
Components & Programs
Dev. Demo & Adoption
Pattern of Assistance
Annexures & Forms
Schedules

Coconut Products

Kernel based
Water based
Inflorescence based
Convenience Foods
Coconut shell based

Statistics

Area Production
Price & Arrivals
Rainfall / Temp. data
Import / Export
Survey Login

About CDB

Introduction
Functions
Thrust Areas
Act & Rules
Charioteers
Public Information
Right to Information
Citizens Charter

Processing Technology

Virgin Coconut Oil
Desiccated Coconut
Coconut milk/cream
Packed Tender coconut
Nata-de-coco

Farmer Producer Organisations

Search CPS
Coconut Producer Soc.
Coconut Producer Fed.
Coconut Producer Com.

Media

Exhibitions
Seminars
Discussion Forum
Minutes of Meetings
Innovative Ideas
Application Forms
Friends of Coconut Tree
Board Meetings

Video Films



CPCRI - Tamil-2



CPCRI - Coconut Varieties and hybrids in CPCRI (Mal)



TNAU AgriTech Portal - Coconut Cultivation

This site is designed, Content owned, maintained and updated by Coconut Development Board (Ministry of Agriculture & Farmers Welfare, Govt. of India), Kochi-India. Hosted by National Informatics Centre. All queries / comments regarding the content on this site may be sent to cdbkochi(at)gmail(dot)com

Like 13K Share

Online Software modules

Directory Information System

5.38 New Software module for registration and directory listing of coconut product manufacturers has been developed in online platform. Coconut product manufacturers can register their firm online and get their credentials for uploading and maintaining their product details, images, quality certificates, etc.

Coconut Producer Societies Directory Search

5.39 Directory details (contact details of President and Secretary) of Farmer Producer Organizations – Coconut Producer Societies with district/state wise search facility has been included in website. Other directory search facilities included are detailed below:

- **Exporters Directory Search** (Exporters registered with CDB Export Promotion Council)
- **Friends of Coconut Tree (FoCT Coconut Tree climbers) Directory Search** (District/State wise Directory of FoCTs, those who successfully completed FoCT training course conducted by CDB)

Laying out of Demonstration plots Scheme

5.40 Software module for monitoring and implementation of Board's scheme Laying out of Demonstration plots has been developed in online platform. Starting from data entry of application forms to approval by concerned authorities, scheme monitoring, distribution of subsidy payment, farm inputs, intercropping, etc. are possible through this online software application.

Area Expansion Programme Scheme

5.41 A new Software module for monitoring and implementation of Board's scheme Area Expansion Scheme has been developed in online platform. Starting from data entry of application forms to approval by concerned authorities, scheme monitoring, generation of sanction orders, Field visit details, duplicate checking, reports, distribution of subsidy payment, etc. are possible through this online software application.

Leave Management System

5.42 Software module for online submission of leave and its approval and monitoring.

Dispatch Management system

5.43 Software module for management of dispatch of letters and parcels and monitoring.

Other Online software modules developed/maintained

Journal Subscription Monitoring System

5.44 Software module for monitoring and maintenance of subscription and despatch of Board's journals in different languages has been maintained in online platform.

GPF monitoring system

5.45 A new Software module for monitoring and maintenance of General Provident Fund (GPF) monitoring system has been developed in online platform.

Other Online software modules developed/maintained

Replanting and Rejuvenation of Coconut Gardens Scheme

5.46 Online monitoring of the scheme 'Replanting and Rejuvenation of Coconut Gardens' has been continued. Offline software has been developed for data entry of farmers' application forms at Farmer Producer Organization (FPO) level. After FPO level data entry the data will be transferred to the Online software application. Entire processing of applications and monitoring of this scheme viz. approval by concerned authorities, project creation by CDB, creation of consolidated projects to be placed in the Internal Technical Committee, verification of cutting of senile and disease advanced coconut trees, distribution of subsidy cheques/online subsidy payment/farm inputs/seedlings, etc. is possible. Many modules related to this scheme viz. Bank Account Status, SLMC/ITC breakup, SLMC/ITC consolidated report, Monitoring module for Charge Officers, etc. also maintained.

- Export Promotion Council applications – processing of applications, renewal, issue of certificates and monitoring,

- Export Promotion Council – submission of online monthly export returns for exporters.
- Coconut Farmer Producer Organizations (CPS/CPF/CPC) – processing of applications, renewal, issue of certificates and monitoring
- Technology Mission on Coconut (TMOC) Project monitoring online module (state wise, year wise, product wise, project wise, institute/agency wise and payment wise details)
- TMOC assisted units status and monthly progress
- Neera Technician Training
- Concurrent estimation of coconut production in different States - Online data entry of applications to record the data collected from coconut farmers and its processing and data analysis.
- Online registration of FoCT trainees (batch wise), approval of batches and monitoring.
- Monitoring daily activities and income earned by trained FoCT, The information with respect to number of farmers visited, number of trees harvested and the total income earned are being sent by FoCT daily through SMS from their registered mobile. The information is captured from the SMS Gateway to the server and transferred to a central database for further analysis and reports.
- Area, production and productivity details of coconut block wise, district wise, State wise, etc.
- Market price search - product wise, market wise daily/monthly/yearly price data for coconut products.
- Advance fortnightly programme of technical staff online and Monthly work diary to record the daily work done by CDB staff and to submit the same to competent authority on monthly basis.

Web server

5.47 The CDB website hoisted at NIC Cloud Servers has been maintained and backups of databases in the web server were taken regularly.

Websites for Farmer Producer Companies

5.48 Websites for Farmer Producer Companies created and maintained regularly.

Computerization

5.49 Monitoring of all computer related activities including strengthening, maintenance and processing of electronic data in Coconut Development Board comes under Information and Information Technology. Additional hardware and peripherals required to strengthen the existing system and development of custom based application software to monitor future requirements with respect to Headquarters and other unit offices are looked after by the EDP section.

Video conferencing

5.50 Video conferencing facility installed at Headquarters, Regional Offices at Bengaluru, Guwahati, Chennai, State Centres at Kolkata and Vijayawada was utilized to conduct regular reviews of the programmes with unit offices. The existing BSNL internet leased line connection with 6 Mbps bandwidth over Optical Fiber Cable at headquarters and the 516 Mbps internet leased line continued at Regional Office, Bengaluru, Guwahati, Chennai for video conferencing and internet access. Usage of e-facility in office communication and decision making has been intensified.

6. TECHNOLOGY MISSION ON COCONUT

BACK GROUND

6.1 The Government of India sanctioned the central sector scheme, “Technology Mission on Coconut (TMOC)”, during the year 2001-02. The scheme is implemented in a project mode to address issues such as product diversification, by-product utilization, market promotion of coconut and its products and productivity improvement through the management of pest and diseases. Department of Agriculture, Cooperation & Farmers Welfare (DAC&FW) of the Ministry of Agriculture & Farmers Welfare is the nodal agency for the Mission. A National Steering Committee headed by the Special Secretary/Additional Secretary (Agriculture, Cooperation & Farmers Welfare), Ministry of Agriculture & Farmers Welfare with Horticulture Commissioner as Member Secretary Monitor the implementation of the programme. The Chairman, Coconut Development Board acts as Mission Director. A Project Approval Committee with the Mission Director as its head considers the projects for approval.

6.2 During the period under report, the Project Approval Committee (PAC) met once in its 52nd Meeting on 14.01.2019 at Kochi. During the year 26 new projects were approved by the PAC. An amount of ₹500 lakh was allocated for implementation of ‘Technology Mission on Coconut’ during the year 2018-19. Against this an amount of ₹535.63 lakh was spent for implementation of the Mission projects as shown below:

Technology Mission on Coconut - Financial Achievements during 2018-19			
Sl. No.	Scheme Component	Allocation	Expenditure
		(₹ in lakhs)	
1.	Management of Insects Pests and Disease Affected Gardens - Development, Demonstration and Adoption of Technologies	Need Basis	93.68
2.	Processing and Product Diversification - Development, Acquisition and Training and Adoption of Technologies	Need Basis	358.68
3.	Market Research and Market Promotion	Need Basis	4.16
4.	Technical Support, External Evaluation and Emergent Requirement.	Need Basis	79.11
	TOTAL	500.00	535.63

6.3 During the period under report 32 ongoing projects have also been completed, with encouraging results.

(A) New Projects sanctioned during the year 2018-19

6.4 During the period under report, 26 new projects with a total cost of ₹1172.86 lakh were sanctioned under various components. An amount of ₹693.36 lakh was sanctioned as financial assistance and ₹380.92 lakh was released for the new projects as detailed below and annexed as 'Technology Mission on Coconut - Fund Release - New Projects 2018-19.

Sub Component-I

Management of Insects Pests and Disease Affected Gardens - Development, Demonstration and Adoption of Technologies

(a) Development of Technologies

(1) Detection system for red palm weevil infesting coconut

6.5 The project was sanctioned to CPCRI, Kayamkulam, Kerala. The PAC in its 50th meeting held at Kochi on 4.08.2017 approved the project with a total project cost of ₹45.60 lakh. The duration of the project is two years. First instalment financial assistance of ₹25.80 lakh was released during the period under report.

(2) Pest and disease surveillance on coconut palms by unmanned aerial vehicle

6.6 The project was sanctioned to CPCRI, Kasaragod, Kerala. The PAC in its 52nd meeting held at Kochi on 14.01.2019 approved the project with a total project cost of ₹49.90 lakh. The duration of the project is two years. First instalment financial assistance of ₹31.50 lakh was released during the period under report.

(3) Development of Digital Image Database with an Android Apps and Web system for the detection of major pests and diseases of coconut of Assam

6.7 The project was sanctioned to Assam Agricultural University, Jorhat, Assam. The PAC in its 53rd meeting held at Kochi on 29.04.2018 approved the project with a total project cost of ₹18.42 lakh. The duration of the project is two years. First

instalment financial assistance of ₹11.61 lakh was released during the period under report.

(a) Demonstration of Technology

(1) Biocontrol based management of Rugose spiralling whitefly, *Aleurodicus rugioperculatus* on coconut in Andhra Pradesh

6.8 The project was sanctioned to Dr. Y.S.R. Horticultural University, Ambajipet, Andhra Pradesh. The PAC in its 53rd meeting held at Kochi on 29.04.2018 approved the project with a total project cost of ₹34.57 lakh. The duration of the project is two years. First instalment financial assistance of ₹20.35 lakh was released during the period under report.

Sub Component-II

Processing and Product Diversification - Development, Demonstration and Adoption of Technologies

(a) Development of Technologies

(1) Technology development for value addition and preservation of coconut water

6.9 The project was sanctioned to CSIR-NIIST, Thiruvananthapuram, Kerala. The PAC in its 51st meeting held at Kochi on 19.01.2018 approved the project with a total project cost of ₹29.40 lakh. The duration of the project is 24 months. First instalment of financial assistance of ₹19.35 lakh was released during the period under report.

(2) Value addition of coconut syrup and its scientific validation for health benefits

6.10 The project was sanctioned to CSIR-NIIST, Thiruvananthapuram, Kerala. The PAC in its 51st meeting held at Kochi on 19.01.2018 approved the project with a total project cost of ₹8.45 lakh. The duration of the project is 12 months. First instalment financial assistance of ₹4.23 lakh was released during the period under report.

(3) Development of sensory lexicon for selected coconut based products

6.11 The project was sanctioned to CSIR-CFTRI, Mysuru, Karnataka. The PAC in its 52nd meeting held at Kochi on 14.01.2019 approved the project with a total project cost of ₹10.45 lakh. The duration of the project is 24 months. First instalment financial assistance of ₹5.23 lakh was released during the period under report.

(4) Development of Coconut based products for sustenance in sports

6.12 The project was sanctioned to CSIR-CFTRI, Mysuru, Karnataka. The PAC in its 52nd meeting held at Kochi on 14.01.2019 approved the project with a total project cost of ₹23.25 lakh. The duration of the project is 24 months. First instalment financial assistance of ₹10.60 lakh was released during the period under report.

(5) Design and Development of Reactor for Processing of Coconut-Based Beverages with UV-C Irradiation

6.13 The project was sanctioned to CSIR-CFTRI, Mysuru, Karnataka. The PAC in its 53rd meeting held at Kochi on 29.04.2019 approved the project with a total project cost of ₹26.75 lakh. The duration of the project is 24 months. First instalment financial assistance of ₹21.25 lakh was released during the period under report.

(6) Application of coconut flour in improving functional, rheological and nutritional properties of wheat dough

6.14 The project was sanctioned to CSIR-CFTRI, Mysuru, Karnataka. The PAC in its 53rd meeting held at Kochi on 29.04.2019 approved the project with a total project cost of ₹14.97 lakh. The duration of the project is 24 months. First instalment financial assistance of ₹9.42 lakh was released during the period under report.

(7) Processing of coconut milk, development of beverage from curcumin enriched nanoemulsiified coconut milk (partially defatted) coconut

6.15 The project was sanctioned to CSIR-CFTRI, Mysuru, Karnataka and Tezpur University, Tezpur, Assam. The PAC in its 53rd meeting held at Kochi on 29.04.2019 approved the project with a total project cost of ₹39.83 lakh. The duration of the project is 24 months. First instalment financial assistance of ₹22.18 lakh was released during the period under report.

(8) Development of Sensor's for quality evaluation of coconut oil

6.16 The project was sanctioned to Indian Institute of Food Processing Technology, Thanjavur, Tamilnadu. The PAC in its 53rd meeting held at Kochi on 29.04.2019 approved the project with a total project cost of ₹59.42 lakh. The duration of the project is 24 months. First instalment financial assistance of ₹44.88 lakh was released during the period under report.

(9) Evaluation of Coconut Oil for application in High Voltage Transformers

6.17 The project was sanctioned to North Eastern Institute of Science and Technology, Nirjuli, Arunachal Pradesh. The PAC in its 53rd meeting held at Kochi on 29.04.2019 approved the project with a total project cost of ₹27.98 lakh. The duration of the project is 24 months. First instalment financial assistance of ₹13.99 lakh was released during the period under report.

(10) Design, Fabrication and Field Demonstration of Neera (Kalparasa) Collection Device

6.18 The project was sanctioned to CPCRI, Kasaragod, Kerala. The PAC in its 53rd meeting held at Kochi on 29.04.2019 approved the project with a total project cost of ₹11.20 lakh. The duration of the project is 12 months. First instalment financial assistance of ₹5.60 lakh was released during the period under report.

(b) Demonstration of Technologies

(1) Establishment of Dedicated Pilot Plant for virgin coconut oil by wet milling

6.19 The project was sanctioned to CSIR-CFTRI, Mysuru, Karnataka. The PAC in its 53rd meeting held at Kochi on 29.04.2019 approved the project with a total project cost of ₹29.40 lakh. The duration of the project is 9 months. First instalment financial assistance of ₹15.95 lakh was released during the period under report.

(2) CDB-IIFPT Common Incubation facility for production of VCO and its value added products to increase Coconut Farmer's Income

6.20 The project was sanctioned to Indian Institute of Food Processing Technology, Thanjavur, Tamilnadu. The PAC in its 53rd meeting held at Kochi on 29.04.2019

approved the project with a total project cost of ₹25.00 lakh. The duration of the project is 3 months. First instalment financial assistance of ₹12.50 lakh was released during the period under report.

(c) Adoption of Technologies

(1) Setting up of a coconut oil manufacturing unit

6.21 The project was submitted by Rajas Oil and Flour Mill, Chooloor, Kozhikode, Kerala. The objective of the project is to process 3600 coconuts per day.

6.22 The PAC in its 51st meeting held on 19.01.2018 approved the project at a total cost of ₹10.66 lakh and a total subsidy of ₹1.92 lakh was sanctioned to the unit. First and final instalments financial assistance of ₹1.92 lakh was released during the period under report.

(2) Setting up of coconut milk packing unit

6.23 The project was submitted by KLF Nirmal Industries (P) Ltd., Thrissur, Kerala for setting up of a coconut milk packing unit at Perumdurai, Erode District, Tamilnadu. The objective of the project is to process 6400 coconuts per day.

6.24 The PAC in its 51st meeting held on 19.01.2018 approved the project at a total cost of ₹311.02 lakh and a total subsidy of ₹50 lakh was sanctioned to the unit. First instalment of financial assistance for ₹25 lakh was released during the period under report.

(3) Setting up of ball copra making unit

6.25 The project was submitted by Shri A.P. Sijinjith, Pandyanpurath House, Karingad, Kavilumpara, Kozhikode, Kerala. The objective of the project is to process one lakh coconuts per annum.

6.26 The PAC in its 51st meeting held on 19.01.2018 approved the project at a total cost of ₹25 lakh and a total subsidy of ₹0.88 lakh was sanctioned to the unit. First instalment of financial assistance for ₹0.88 lakh was released during the period under report.

(4) Setting up of dietary fibre manufacturing unit from coconut flour

6.27 The project was submitted by Vama Oil Pvt. Ltd., Coimbatore, Tamilnadu. The objective of the project is setting up of a unit for the Production of Dietary Fibre From Coconut Flour with a capacity to process 4.00 MT of coconut flour per day to produce 1.20 MT dietary fibre.

6.28 The PAC in its 51st meeting held on 19.01.2018 approved the project at a total cost of ₹206 lakh and a total subsidy of ₹44.49 lakh was sanctioned to the unit. First instalment of financial assistance for ₹22.25 lakh was released during the period under report.

(5) Setting up of ball copra making unit

6.29 The project was submitted by Shri K.T. Francis, Kaithakulam Boda Making Unit, Maruthonkara, Kavalumpara, Kozhikode, Kerala. The objective of the project is to process 80000 coconuts per year.

6.30 The PAC in its 51st meeting held on 19.01.2018 approved the project at a total cost of ₹25.00 lakh and a total subsidy of ₹0.88 lakh was sanctioned to the unit. First instalment of financial assistance for ₹0.44 lakh was released during the period under report.

Sub Component-III

Market Research and Promotion

(a) Market Research

6.31 The project was submitted by the Swami Keshwananad Rajasthan Agricultural University, Bikaner, Rajasthan. The objective of the project is to carry out market analysis of packed tender coconut water in India.

6.32 The PAC in its 51st meeting held on 19.01.2018 approved the project with a total cost of ₹6 lakh and a total subsidy of ₹5 lakh. First instalment financial assistance of ₹2.50 lakh was released during the period under report.

Sub Component-IV

Technical Support, External Evaluation and Emergent Requirements

(1) Climate Smart Tissue Irrigation in Coconut

6.33 The project was sanctioned to University of Horticultural Sciences, Bagalkot, Karnataka. The PAC in its 51st meeting held at Kochi on 19.01.2018 approved the project with a total project cost of ₹49.99 lakh. The duration of the project is three years. First instalment financial assistance of ₹12.09 lakh was released during the period under report.

(2) Improved Coconut Wood Canoes for Small Scale Fishing Sector of Southeast Coast of India

6.34 The project was sanctioned to ICAR-Central Institute of Fisheries Technology (CIFT), Kochi, Kerala. The PAC in its 52nd meeting held at Kochi on 14.01.2019 approved the project with a total project cost of ₹34.72 lakh. The duration of the project is 3 years. First instalment financial assistance of ₹10.24 lakh was released during the period under report.

(3) Effect of Virgin Coconut Oil on Cardio metabolic Parameters in Patients with Dyslipidemia: A Randomized, add-on, Placebo Controlled Clinical Trial

6.35 The project was sanctioned to All India Institute of Medical Sciences, Bhubaneswar, Odisha. The PAC in its 52nd meeting held at Kochi on 14.01.2019 approved the project with a total project cost of ₹20.41 lakh. The duration of the project is two years. First instalment financial assistance of ₹16.55 lakh was released during the period under report.

(4) Study the Efficacy of Virgin Coconut Oil in Preventing Oral Cancer in Patient with an Oral Premalignant Lesion

6.36 The project was sanctioned to All India Institute of Medical Sciences, Bhubaneswar, Odisha. The PAC in its 52nd meeting held at Kochi on 14.01.2019 approved the project with a total project cost of ₹30.18 lakh. The duration of the

project is three years. First instalment financial assistance of ₹14.62 lakh was released during the period under report.

(B) Ongoing Projects continued during the year 2018-19

6.37 Sixteen ongoing projects which were sanctioned during the previous years were continued for implementation during the period under report and an amount of ₹89.99 lakh was released as financial assistance for implementation of the ongoing projects under various sub components of TMOC as detailed in the annexure '*Technology Mission on Coconut-Fund Release-Ongoing Projects (2018-19)*'.

(C) Projects completed during 2018-19

6.38 During the period under report 32 projects were completed and an amount of ₹61.722 lakh was released as financial assistance to these projects during the year 2018-19 under various sub components of TMOC as detailed in the annexure '*Technology Mission on Coconut - Fund Release - Completed Projects (2018-19)*'.

6.39 The physical and financial achievements of the projects under TMOC during the year under report are shown in **Table 49 and 50**.

Table 49**TECHNOLOGY MISSION ON COCONUT****SUMMARY OF PHYSICAL AND FINANCIAL ACHIEVEMENT DURING THE YEAR 2018-19**

Sl. No.	Scheme Components	New Projects Approved			Amount Released			
		No. of Projects	Total Project Cost	Amount Sanctioned	New Projects	Ongoing Projects	Completed Projects	Total
A	Management of Insect Pests and Disease affected Coconut Gardens	4	148.49	148.49	89.26	4.42	-	93.68
B	Processing and Product Diversification	17	884.08	404.57	235.22	71.86	51.60	358.68
C	Market Research & Promotion	1	5.00	5.00	2.50	-	1.66	4.16
D	Technical Support, External Evaluation and Emergent Requirements	4	135.30	135.30	53.50	13.71	8.52	75.73
	Miscellaneous Expenses							3.38
	TOTAL	26	1172.87	693.36	380.48	89.99	61.78	535.63

Table 50**TECHNOLOGY MISSION ON COCONUT****DETAILED PHYSICAL AND FINANCIAL ACHIEVEMENT DURING THE YEAR 2018-19**

Sl. No.	Components and Sub Components	New Projects Approved			Amount Released			
		No. of Projects	Total Project Cost	Amount Sanctioned	New Projects	Ongoing Projects	Completed Projects	Total
			(Rupees in lakhs)					
A	Management of Insect Pests and Disease affected Coconut Gardens							
1.	Development of Technologies	3	113.92	113.92	68.91	4.42	-	73.33
2.	Demonstration of Technologies	1	34.57	34.57	20.35	-	-	20.35
3.	Adoption of Technologies	-	-	-	-	-	-	-
B	Processing and Product Diversification							
1.	Development of Technology	10	252.00	252.00	156.72	13.33	1.12	171.17
2.	Acquisition & Training of Technology	2	54.40	54.40	28.45	-	-	28.45
3.	Adoption of Technology	5	577.68	98.17	50.05	58.53	50.48	159.06
C	Market Research & Promotion							
1.	Market Research	1	5.00	5.00	2.50	-	1.66	4.16
2.	Market Promotion	-	-	-	-	-	-	-
D	Technical Support, External Evaluation and Emergent Requirements	4	135.30	135.30	53.50	13.71	8.52	75.73
	Miscellaneous expenses							3.38
	TOTAL	26	1172.87	693.36	380.48	89.99	61.78	535.63

Technology Mission on Coconut - Fund Release - Completed Projects (2018-19)					
Sl. No.	Name of the Project	Agency	Total Cost (₹ in lakhs)	Amount Sanctioned (₹ in lakhs)	Fund Released (₹ in lakhs)
A	Management of Insect Pests and Disease Affected Coconut Gardens - Development, Demonstration and Adoption of Technology				
(a)	<i>Development of Technology for Management of Insect Pests and Disease Affected Coconut Gardens</i>				
(b)	<i>Demonstration of Technology for Management of Insect Pests and Disease Affected Coconut Gardens</i>				
(c)	<i>Adoption of Technology for Management of Insect Pests and Disease Affected Coconut Gardens</i>				
B	Processing and Product Diversification - Development, Demonstration and Adoption of Technology				
(a)	<i>Development of Technology for Processing and Product Diversification</i>				
1	Development of Innovative Value Added Products from Coconut Milk	PSG College of Arts and Sciences, Coimbatore, Tamilnadu	30.56	12.23	1.12
(b)	<i>Acquisition of Technology, Demonstration and Training</i>				
(c)	<i>Adoption of Technology for Processing and Product Diversification</i>				
1	Setting up of coconut oil manufacturing unit	Onattukara Coconut Producer Co. Ltd., Koppara House, Kattachira, Pallickal Post, Alappuzha-690 503, Kerala. Factory - Vettikkode, Bharanikavu Panchayat, Kattanam, Alappuzha, Kerala.	286.70	41.50	13.64
2	Setting up of copra dryer unit	Changaramkulam Federation of Coconut Producers Societies, Othalur Post, Near APJ Nagar, Malappuram District, Kerala	29.19	5.75	0.58

Technology Mission on Coconut - Fund Release - Completed Projects (2018-19)					
Sl. No.	Name of the Project	Agency	Total Cost (₹ in lakhs)	Amount Sanctioned (₹ in lakhs)	Fund Released (₹ in lakhs)
3	Setting up of copra dryer unit	Kalpavruksha Coconut Federation, Aralam North, Keezhapally Post, Kannur District, Kerala	25.06	6.26	0.63
4	Setting up of copra dryer unit	Nochad Federation of Coconut Producers Societies, Nochad-673 614, Kozhikode District, Kerala	30.00	6.22	0.62
5	Setting up of copra dryer unit	Changaroath Federation of Coconut Producer Societies, Paleri Town Post, Perambra, Kozhikode, Kerala	30.00	6.31	0.63
6	Setting up of coconut chips manufacturing unit	Kerala Agriculture Value Added Product, Research and Development Centre (KAVPRAD), Nedumkeriyil, Kulayattikara Post, Ernakulam District, Kerala	9.17	1.78	0.18
7	Setting up of ball copra making unit	Shri Bonam Suryanarayana Murthy, Mamidikuduru Mandal, East Godavari District, Andhra Pradesh	37.70	5.67	0.57
8	Setting up of ball copra making unit	Daivala Palamba Rao, Pedapatnam Lanka Panchayat, Mamidikuduru Mandal, Tatipaka, Razole, East Godavari District, Andhra Pradesh	6.00	1.25	0.13
9	Setting up of ball copra making unit	Shri Challa Bala Raju, Sakhinetipally Village & Mandal, East Godavari District, Andhra Pradesh	19.20	3.13	0.31
10	Setting up of desiccated coconut manufacturing unit	Rose Agrotech, Kuntalpad, Udupi District, Karnataka	90.58	16.72	1.67

Technology Mission on Coconut - Fund Release - Completed Projects (2018-19)					
Sl. No.	Name of the Project	Agency	Total Cost (₹ in lakhs)	Amount Sanctioned (₹ in lakhs)	Fund Released (₹ in lakhs)
11	Setting up of virgin coconut oil manufacturing unit	Krishna Aura CocoThyle Private Limited, 1/1 F3, Papanasam Road, Mela Ambur Village, Near Kila Ambur Railway Gate, Tirunelveli District, Tamilnadu	288.90	31.77	3.18
12	Setting up of virgin coconut oil and desiccated powder manufacturing unit	Dr. Shekar & Sadashiva Agri. Pvt. Ltd., Durga Krupa, Kaluvina Bagilu, Near Vijaya Bank, Gulvady Post, Kundapura Taluk, Udupi District, Karnataka	278.27	33.34	3.34
13	Modernization of the existing desiccated powder manufacturing unit	Century Coco Products, Manassery Post, Muthalam, Kozhikode	144.75	26.43	2.64
14	Setting up of shell charcoal manufacturing unit	ARSTA Eco, Doddapette, Tiptur, Tumkur District, Karnataka	105.57	22.67	2.27
15	Setting up of virgin coconut oil manufacturing unit	Nivesh Oil Mill, 666/1, Rangan Nagar, Mylambadi, Bhavani Taluk, Erode District, Tamilnadu	99.01	21.76	2.18
16	Setting up of shell charcoal manufacturing unit	Universal Coco Carb, 6th Cross, Chamundeshwari Extention, Ghandhinagar, Tiptur, Tumkur District, Karnataka	261.61	28.54	2.85
17	Setting up of desiccated coconut manufacturing unit	MSC Packaging, A/10, MIDC, Chincholi, Tal-Mohol, District Solapur, Maharashtra	235.00	39.92	3.99
18	Setting up of processing and packing of tender coconut water manufacturing unit	Life Tree Agro Foods, Kinfra, Integrated Industrial & Textile Park, Kanjikode, Palakkad District, Kerala	145.13	25.79	2.58

Technology Mission on Coconut - Fund Release - Completed Projects (2018-19)					
Sl. No.	Name of the Project	Agency	Total Cost (₹ in lakhs)	Amount Sanctioned (₹ in lakhs)	Fund Released (₹ in lakhs)
19	Setting up of desiccated coconut manufacturing unit	Jaimaruthi Agro Tech, Halkurke Road, Kasaba Hobli, Tiptur, Tumkur, Karnataka	146.82	29.57	2.96
20	Setting up of ball copra making unit	Shri Pabolu Venkata Narasimha Rao, Totlapalem, Peruru, Amalapuram Mandal, East Godavari District, Andhra Pradesh	75.05	10.37	1.04
21	Setting up of ball copra making unit	Shri Bokka Dora Bhaskara Srihari, Door No.11-108/1, Thotlapalcm Village, Peruru Post, East Godavari District, Andhra Pradesh	63.50	6.32	0.63
22	Setting up of desiccated coconut manufacturing unit	Thirumala Agro Processing, Gedlehalli, Hulkurike Road, Halepalya Post, Tiptur, Tumkur District, Karnataka	171.42	19.04	1.90
23	Setting up of ball copra making unit	Smt. Nayanala Satyadevi, Door No.5-158, Cenal Road, Mamidikuduru Village & Mandal, East Godavari District, Andhra Pradesh	24.90	3.65	0.37
24	Setting up of copra dryer unit	Purameri Federation of Coconut Producer Societies, Purameri Post, Vadakara, Kozhikode District, Kerala	24.00	4.11	0.41
25	Setting up of copra dryer unit	Purathur Kera Karshaka Federation of CPS, Purathur, Muttanoor Post, Tirur, Malappuram District, Kerala	26.77	5.92	0.59
26	Setting up of ball copra making unit	Shri Borsu VKD Moola Swamy, D.No.3-175, Pasarlapudi Lanka Post, Mamidikuduru Mandal, East Godavari District, Andhra Pradesh	36.82	6.25	0.63

Technology Mission on Coconut - Fund Release - Completed Projects (2018-19)					
Sl. No.	Name of the Project	Agency	Total Cost (₹ in lakhs)	Amount Sanctioned (₹ in lakhs)	Fund Released (₹ in lakhs)
C	Market Research and Market Promotion				
(a)	Market Research				
1	A Market Study on Consumer Perception and Marketability of Packed Coconut Water in the State of Karnataka	Christ University, Bengaluru, Karnataka	12.00	3.32	1.66
(b)	Market Promotion				
D	Technical Support, External Evaluation and Emergent Requirements				
1	Virgin Coconut Oil as a neuro regenerative agent for Alzheimer's disease – Computational Analysis Pharmacogenomic Study	Amrita Viswa Vidyapeetam, Coimbatore, Tamilnadu	88.56	34.96	2.78
2	Standarization of in vitro culture techniques through somatic embryogenesis for propagation of elite cultivars	Tamilnadu Agricultural University, Coimbatore, Tamilnadu	35.86	35.86	0.31
3	Establishment of coconut nursery on pilot basis at KVK, Motihari	Coconut Development Board, Regional Office, Patna	3.30	3.30	3.09
4	Establishment of coconut nursery on pilot basis at KVK, Gorakpur	Coconut Development Board, Market Development-cum-Information Centre, Delhi	5.15	3.55	2.34
	Gross Total		2866.54	503.26	61.77

7. PROGRESSIVE USE OF HINDI

7.1 Concerted efforts were made to promote the use of Official Language Hindi in the official work and to ensure the implementation of Official Language policy of the Union in the Board. The provisions of Official Language Act and Rules, Annual Programme 2018-19 issued by the Department of Official Language, Ministry of Home Affairs, assurances given to the Second Sub Committee of the Parliamentary Committee on Official Language and also the orders issued by the Government of India on implementation of Official Language from time to time were complied with.

7.2 Coconut Development Board was awarded the Rajbhasha Kirti Puraskar (III Prize) for the year 2017-18 for the outstanding performance in the implementation of Official Language Policy of the Union amongst the Central Government Offices situated in Region 'C'. Dr. Raju Narayana Swamy IAS, Chairman of the Board received the award from the Hon'ble Vice President of India Shri Venkaiah Naidu at a function organized on 14th September 2018, the Hindi Day, at Vigyan Bhavan, New Delhi. Shri Rajnath Singh, Hon'ble Minister for Home Affairs, Shri Kiren Rijiju and Shri Hansraj Gangaram Ahir, Ministers of State for Home Affairs and other dignitaries were present on the occasion.

Rule 10(4) of Official Language Rules, 1976

7.3 As and when 80% of the officers and staff of an office acquire working knowledge in Hindi that office is notified under Rule 10(4) of the Official Language Rules. The Headquarters of the Board, the Regional Offices at Bengaluru, Chennai, Guwahati and Patna, the State Centres at Kolkata, Pitapally, Port Blair, Vijayawada and Thane and the DSP Farms at Abhayapuri, Madhepura, Mandya, Kondagaon, Pitapally, Neriamangalam, Palghar and Vegiwada and MDIC, Delhi were already notified under Rule 10(4) of the Official Language Rules, 1976.

Incentive Scheme

7.4 The Incentive Scheme for doing original work in Hindi is continued in the Board. With a view to encourage the Officers and staff to do more and more work in

Hindi, the Board has launched an incentive scheme of its own. The particulars of the scheme are as follows:

Target fixed for Offices situated in Region 'C'

For first 2000 words	₹400
For next 2000 words up to 10000 words	₹150 each for every 2000 words
Beyond 10000 words	₹400 each for every 5000 words

The target is double for offices located in Region 'A' and 'B'.

7.5 During the period under report, 18 employees of the Headquarters and 20 employees of the Unit Offices were awarded the cash incentive under the incentive scheme for doing original work in Hindi.

7.6 An Incentive Scheme for dictation in Hindi is also continued to motivate officers to give dictation in Hindi. As per the scheme, the officers who dictate 5000 words or more in Hindi in a year will be given a cash incentive of Rs.1000/-.

Compliance of Official Language Act/Rules

7.7 In pursuance of Official Language policy of the Union, all papers and documents coming under Section 3(3) of the Official Language Act are issued bilingually. A total of 2132 nos. of papers were issued bilingually during the year.

7.8 The letters received in Hindi were invariably replied to in Hindi.

7.9 Hindi versions of the Annual Report and Audit Report for the year 2017-18 were issued.

7.10 The advertisements for recruitment to various posts were published bilingually in the Employment News and Rozgar Samachar and also in the Board's Website. The advertisements and advertorials for product promotion were issued in print and electronic media in Hindi.

- 7.11 a) All manuals, codes and other procedural literature are bilingual.
 b) All forms were made bilingual.
 c) All sign boards, rubber stamps, name plates, letter heads, visiting cards etc. were made bilingual.

Hindi Noting and Correspondence

7.12 The Officers and the staff of the Board were encouraged to do more and more noting and drafting in Hindi. During the period under report, 68.17% of noting were done in Hindi against the target of 30% prescribed by the Department of Official Language. All the employees who are proficient in Hindi are doing their work exclusively in Hindi.

7.13 During the period under report, the achievement of correspondence in Hindi is more than the prescribed target of 55% by the Department of Official Language i.e., 87.92% of letters were sent to Region 'A', 91.03% to Region 'B' and 76.74% to Region 'C' from the Headquarters in Hindi.

Official Language Implementation Committee

7.14 The Official Language Implementation Committee is functioning in the Headquarters as well as in all the Unit Offices of the Board.

7.15 During the period under report four Meetings of the Official Language Implementation Committee were held and follow up actions were taken in the Headquarters as well as in the Unit Offices.

Quarterly Progress Report

7.16 A Quarterly Report on the progressive use of Hindi is prepared after collecting the data from various sections in every quarter and submitted on line to Department of Official Language, Ministry of Home Affairs.

7.17 A Quarterly Report on the progressive use of Hindi is prepared and sent to Official Language division of Department of Agriculture, Cooperation and Farmers Welfare, Ministry of Agriculture and Farmers Welfare in every quarter.

7.18 The Quarterly Progress Reports of the Sections of the Headquarters were reviewed in the OLIC Meetings and the Section Heads were appreciated for the progress achieved in the percentage of Hindi correspondence. The shortfalls, if any, were also pointed out in the meetings and follow up actions were taken.

7.19 The Quarterly Progress Reports of the Unit Offices were reviewed in the OLIC Meetings and the reports of the review were communicated to the concerned offices so as to rectify their shortfalls in the Official Language implementation.

Hindi Workshop

7.20 In order to refresh the Officers of Headquarters on implementation of Official Language policy of the Union, Hindi workshop on Constitutional provisions of Official Language, O.L. Act, Rules and Resolutions and Annual Programme etc. was organized on 22.01.2019.

7.21 Hindi workshops were organized on 27.09.2018 and 28.09.2018 for the staff of the Headquarters on Functional Hindi. Three more workshops were organized for the staff of the Headquarters on 16.11.2018, 23.01.2019 and 15.02.2019.

7.22 Hindi Refresher Training programme and workshop was organized for the Officers and the staff in the Regional Offices, Chennai, Bengaluru, Guwahati and Patna and the State Centre, Pitapally.

7.23 An Awareness Programme in Hindi on Income tax Provisions was organized for the Officers and the staff of the Board on 19.12.2018.

Specific Measures taken for promotion of Official Language

7.24 First working day of every month is observed as Hindi Diwas and the Officers and the staff are encouraged to do more and more work in Hindi.

7.25 A Committee was constituted for the monitoring of implementation of Official Language policy and three meetings of the Committee were held and follow up actions were taken.

7.26 Four Sections viz. Meeting, Library, Finance and Technology were identified to do maximum work in Hindi/bilingually. In other Sections at least two to three subjects were identified for doing entire work in Hindi.

7.27 Monthly report is obtained from all the officials trained in computer so as to assess the quantum of work done by them in Hindi. These reports are reviewed in the OLIC Meetings and the Section Officers are requested to adopt necessary measures

for increasing the use of Hindi in computer in the Section. About 50% of the work in computer is done by most of them in Hindi.

7.28 Prizes were awarded to the Sections which wrote the “Aaj Ka Shabd” in the best manner during the period under report. Marketing and Administration Sections bagged the First and Second prizes respectively. Development and Statistics Sections shared the Third Prize.

7.29 Prizes were awarded to the Sections which had done maximum work in Hindi. Finance, Administration bagged the First and Second prizes respectively. Publicity and Meeting Sections shared the Third Prize.

7.30 Prizes were awarded to Smt P. Nimisha, LDC, Shri Supriya Guha, PS to Chairman and Smt. P.C. Hyrooneesa, LDC for doing maximum work in Hindi during the Hindi Fortnight.

Hindi Fortnight Celebration

7.31 Hindi Fortnight was celebrated in the Headquarters of the Board from 14th to 28th September 2018. The Fortnight celebration was formally inaugurated by Shri Saradindu Das, Chief Coconut Development Officer on 14th September 2018 in the Conference Hall of Kerabhavan by lighting the traditional lamp in the presence of Shri R. Madhu, Secretary, the Deputy Directors and the other Senior Officers of the Board. Appeal of the Chairman urging to do more and more work in Hindi was issued to the Officers and the staff of the Board. Competitions in Hindi were conducted for children of the Officers and the staff on 15th September 2018 at three levels i.e. Sub Junior, Junior and Senior. Competitions in Hindi Light Music, Dictation and Recitation were conducted for the Sub-Junior group and Hindi Light Music, Dictation, Recitation and Elocution for the Junior group. The topic of the Elocution competition was “Nariyal Ki Khoobiyen”. For Senior group, competitions were conducted in Hindi Light Music, Recitation, Elocution and Essay writing. The topics of the Essay writing and Elocution competition were “Kudrat ka Vardaan Daab” and “Tvacha ki Suraksha mein Nariyal Tel hein Anootha” respectively. Various Hindi competitions such as Translation, Handwriting, Dictation, Recitation, Passage Reading, Light Music, Terminology, Noting and Drafting, Hindi Typing, Quiz,

Vartalap, Shabd Shakthi, and Anthakshari were conducted for the Officers and staff of the Board from 17th September onwards. Reading and Dictation competitions were held for Drivers and MTS on 24th September 2018.

7.32 The valedictory function of the Hindi Fortnight celebrations conducted on 16th October 2018 was chaired by Dr. Raju Narayana Swamy IAS, Chairman of the Board. On this auspicious occasion, Shri Kumar Pal Sharma, Deputy Director (Implementation), Regional Implementation Office, Kochi was the Guest of Honour. In his address, he briefed the significance of Hindi as Official Language and explained about the different new softwares like Speech note, etc. developed to facilitate the usage of Hindi in official work. He appreciated the Official Language activities of the Board.

7.33 Dr. Raju Narayana Swamy IAS, Chairman, CDB distributed the prizes to the winners of the Hindi essay writing competition conducted for Hindi teachers and school students of Ernakulam District and to the winners of the Hindi competitions conducted for the children of the employees of the Board. He also distributed the prizes to the children of the employees of the Board who scored highest marks in Hindi in their Tenth/ Twelfth standard examinations in State/CBSE/ISCE streams. Chief Guest of the function Shri Kumar Pal Sharma, Deputy Director (Implementation), Regional Implementation Office, Kochi distributed prizes to the winners of the Hindi competitions conducted for the staff of the Board.

7.34 Finance, Administration and Publicity Sections bagged First, Second and Third prizes for doing maximum work in Hindi. First and Second prizes to the Sections which wrote the “Aaj Ka Shabd” in the best manner were awarded to Administration and Publicity Sections respectively and Marketing and Technology sections shared the Third prize. Prizes were distributed to the staff who came First, Second and Third in doing maximum work in Hindi during the Hindi Fortnight. Shri R. Madhu, Secretary of the Board distributed prizes and certificates to the staff who participated in the incentive scheme for doing original work in Hindi and to the winners of team events conducted during Hindi Fortnight. Dr. Raju Narayana Swamy IAS, Chairman, CDB presented memento to the Guest of Honour.

7.35 In connection with Hindi Fortnight celebrations, Hindi Essay writing competition was conducted on the subject 'Ayurved mein Nariyal' for students in Senior and Junior categories and Hindi teachers of schools in Ernakulam district. 135 entries were received in the Senior category and 140 in the Junior category. 27 entries were received from the Hindi teachers.

7.36 In the Hindi essay writing competition, Kum. Komal Sharma (Class-10, Kendriya Vidyalaya, INS Dronacharya, Mundamveli, Kochi), Kum. Alisha M. Kurian (Class-10, Mar Basil HSS, Kothamangalam) and Kum. Gowthami Unnikrishnan (Class-8, Bhavans Adarsh Vidyalaya, Kakkanad) won First, Second and Third prizes respectively in the Senior category. Kum. Fatima Rasheed (Class-5, Green Valley Public School, Kothamangalam), Kum. Harshita Tiwari (Class 7, S.S.N.K.M Sharda Mandir, Lalan Road, Kochi) and Master Vishal (Class-6, Bhavans Varuna Vidyalaya, Thrikkakara) won First, Second and Third prizes respectively in the Junior category.

7.37 In the Hindi essay writing competition conducted for Hindi teachers of the schools in Ernakulam District, Smt. Margret George, Nirmala Higher Secondary School, Aluva, Shri E. Rajesh Menon, Bhavans Vidyamandir, Eroor and Smt. K.J Jobreena, Government High School, Elamakkara, Ernakulam won First, Second and Third prizes respectively.

7.38 In connection with the Hindi Fortnight celebrations, the Board sponsored a Hindi Quiz competition organized by Nirmala College, Muvattupuzha.

7.39 Hindi Day/Fortnight was celebrated in all the Regional Offices, State Centres, DSP Farms and MDIC, Delhi.

Town Official Language Implementation Committee

7.40 The Board attended the meeting of Kochi TOLIC twice during the year under report and follow up actions were taken.

7.41 The Board achieved the First prize for the best implementation of Official Language Policy of the Union among public sector undertakings having less than 100 staff constituted by Kochi TOLIC.

7.42 Smt. P. Nimisha, LDC got Third prize in the Hindi typing competition conducted by Kochi TOLIC during the Joint Hindi Fortnight celebrations.

Hindi Training

7.43 One LDC and one MTS of Headquarters, Kochi are undergoing training in the Hindi Typing correspondence course under the Hindi Teaching Scheme.

7.44 One Technical Officer and one LDC of DSP Farm, Pitapally passed the Pragya course under the Hindi Teaching Scheme.

7.45 One LDC of Regional Office, Chennai passed the Praveen course under the Hindi Teaching Scheme.

7.46 One MTS of DSP Farm, Palghar passed the Hindi Typing correspondence course under the Hindi Teaching Scheme .

Monitoring and Inspection

7.47 Joint Director (OL), and Translation Officers, Department of Agriculture, Cooperation & Farmers Welfare inspected the progressive use of Official Language in Official work in the Regional Office, Guwahati and Bengaluru on 14.02.2019 and 08.03.2019 respectively.

7.48 Progressive use of Hindi was inspected in the DSP Farm, Dhali on 26.02.2019, the CIT, Vazhakkulam on 22.03.2019 and the DSP Farm, Neriamangalam on 29.03.2019.

7.49 In order to oversee the implementation of the Official Language policy inspection was conducted in all the nine sections of the Headquarters.

Purchase of Hindi books

7.50 Books in Hindi worth Rs.18,238/- were purchased during the period under report.

Aaj ka Shabd

7.51 The scheme named Aaj ka Shabd is continued. Under this scheme, one word/phrase in Hindi and its English equivalent was being displayed on the whiteboard installed in Headquarters and the Unit Offices. These words are generally of administrative and technical in nature which are used in day to day official work.

Publications and other Extension activities in Hindi

7.52 Four issues of 'Bharatiya Nariyal Patrika', the technical quarterly journal in Hindi were brought out during the period under report.

7.53 Kerabharati, the House Journal in Hindi was published during the period under report.

7.54 Adhoc publications in Hindi viz. Nariyal ke Utpad, Nariyal ki Kheti, Nariyal Nursery Manuel, Navibo Yajanaom se Samrudhi ki aur Agrasar, Neera and Nariyal Prajathiyani Evam Kismein were published during the period under report.

7.55 Press releases on various activities of the Board and the goodness of coconut and coconut products in Hindi were issued to major Hindi dailies during the period.

7.56 Hindi version of the website of the Board www.coconutboard.nic.in was updated during the year under report.

7.57 Thirteen Hindi advertisements, four Hindi advertorials and two Hindi blow ups were prepared during the period under report.

LIST OF MEMBERS OF THE BOARD

- | | | |
|----|---|--------------------------|
| 1. | Dr. B.N. Srinivasa Murthy
Horticulture Commissioner
Government of India &
Chairman
Coconut Development Board
Kochi-682 011 | 01.04.2018 to 07.08.2018 |
| | Dr. Raju Narayana Swamy IAS
Chairman
Coconut Development Board
Kochi-682 011 | 08.08.2018 to 07.03.2019 |
| | Smt. V. Usha Rani IAS
Director General
National Institute of Agricultural Extension Management
Hyderabad &
Chairman
Coconut Development Board
Kochi-682 011 | 07.03.2019 to 31.03.2019 |
| 2. | The Horticulture Commissioner
Government of India
Ministry of Agriculture and Farmers Welfare
Department of Agriculture, Cooperation & FW
Krishi Bhavan
New Delhi-110 114 | 01.04.2018 to 31.03.2019 |
| 3. | The Director
Central Plantation Crops Research Institute
Kasaragod-671 124 | 01.04.2018 to 31.03.2019 |
| 4. | The Chairman
Cair Board
M.G. Road
Ernakulam
Kochi-682 016 | 01.04.2018 to 31.03.2019 |
| 5. | Shri Nalin Kumar Kateel
Member of Parliament (Lok Sabha)
No.201, Ashoka Apartment
Near Daiwajna Kalyana Mantapa
Hoigebail Road
Ashok Nagar
Mangalore
Karnataka-575 006 | 01.04.2018 to 31.03.2019 |

- | | | |
|-----|---|--------------------------|
| 6. | Shri Thota Narasimham
Member of Parliament (Lok Sabha)
D.No.2-63, Veeravaram (V)
Kirlampudi (M)
East Godavari District
Andhra Pradesh-533 431 | 01.04.2018 to 31.03.2019 |
| 7. | Shri K.K. Ragesh
Member of Parliament (Rajya Sabha)
Praxix
Koodali P.O.
Kannur-670 592
Kerala | 01.04.2018 to 31.03.2019 |
| 8. | The Principal Commissioner
Central Excise, Customs & Service Tax
Central Revenue Building
I.S. Press Road
Kochi-682 018 | 01.04.2018 to 14.01.2019 |
| 9. | The Director (Cooperation)
Ministry of Consumer Affairs, Food & Public Distribution
Government of India
(Department of Consumer Affairs)
Jam Nagar House
New Delhi-110 014 | 01.04.2018 to 14.01.2019 |
| 10. | The Principal Secretary &
Agriculture Production Commissioner
Government of Kerala
Agriculture Department
Secretariat
Thiruvananthapuram-695 001 | 01.04.2018 to 14.01.2019 |
| 11. | The Agricultural Production Commissioner &
Principal Secretary to the Government
Government of Tamilnadu
Agriculture Department
Secretariat
Fort St. George
Chennai-600 009 | 01.04.2018 to 31.03.2019 |
| 12. | The Principal Secretary (Horticulture & Sericulture)
Government of Karnataka
Secretariat
M.S. Building (Top Floor)
Bengaluru-560 248 | 01.04.2018 to 14.01.2019 |

- | | | |
|-----|--|--------------------------|
| 13. | The Commissioner of Horticulture
Government of Andhra Pradesh
TTPC Building, 1 st Floor, Old Market Yard
Chuttugunta
Guntur-522 007
Andhra Pradesh | 01.04.2018 to 14.01.2019 |
| 14. | The Additional Chief Secretary &
Agricultural Production Commissioner
Government of Assam
Secretariat
Dispur
Guwahati-781 006 | 01.04.2018 to 14.01.2019 |
| 15. | The Director (Horticulture)
Directorate of Horticulture
Government of West Bengal
Mayukh Bhavan (Top Floor)
Bidhan Nagar
Kolkata-700 091 | 01.04.2018 to 14.01.2019 |
| 16. | The Director of Agriculture
Directorate of Agriculture
Andaman & Nicobar Administration
Haddo
Port Blair-744 102 | 01.04.2018 to 14.01.2019 |
| 17. | The Director (Horticulture)
Commissionerate of Agriculture
Government of Maharashtra
K.B. Joshi Marg
Shivaji Nagar
Pune-411 005
Maharashtra | 01.04.2018 to 31.03.2019 |
| 18. | Shri P.C. Mohanan Master
'Aravindam'
Nenmeni P.O.
Sulthan Bathery
South Wayanad-673 592
Kerala | 01.04.2018 to 31.03.2019 |
| 19. | Shri P.R. Muraleedharan
Pathalil House
S.N. Puram P.O.
Kottayam-686 502
Kerala | 01.04.2018 to 31.03.2019 |

- | | | |
|-----|--|--------------------------|
| 20. | Shri S. Mohan Raj
7/2, Mudaliar Street
Vettaikaranpudur (Post)
Pollachi-642 129
Coimbatore
Tamilnadu | 01.04.2018 to 31.03.2019 |
| 21. | Shri M.R. Shankara Narayan Reddy
No.1408, 'Panchavati'
Vijay Nagar, 3rd Cross
Bangarapet-563 114
Kolar District
Karnataka | 01.04.2018 to 31.03.2019 |
| 22. | Smt. Daksha Rami
Nandanvan Mahila Group
Adivasi Audhyogik Co-operative Society
Ambaji Mandir Gate No.7
Ambaji-385 110
North Gujarat | 01.04.2018 to 31.03.2019 |
| 23. | Dr. Biswanath Rath
Barabati Nua Sahi
P.O. Puri
Puri District
Odisha-752 001 | 01.04.2018 to 31.03.2019 |
| 24. | Shri Sanjeev Kumar Singh
Kala Dumra Post
Siwan District
Bihar-841 416 | 01.04.2018 to 31.03.2019 |

LIST OF MEMBERS OF THE EXECUTIVE COMMITTEE

1. Smt. V. Usha Rani IAS
Chairman
Coconut Development Board
Kochi-682 011
2. Dr. Biswanath Rath
Vice Chairman, CDB
Barabati Nua Sahi
P.O. Puri
Puri District
Odisha-752 001
3. - Vacant - (Representative of Government of Kerala)
4. The Agricultural Production Commissioner &
Principal Secretary to the Government
Government of Tamilnadu
Agriculture Department
Secretariat
Fort St. George
Chennai-600 009
5. - Vacant - (Representative of Government of Karnataka)
6. The Financial Advisor to the Govt. of India
Ministry of Agriculture & Farmers Welfare
Department of Agriculture, Cooperation & Farmers Welfare
Krishi Bhavan
New Delhi-110 114
7. Shri P.R. Muraleedharan
Pathalil House
S.N. Puram P.O.
Kottayam-686 502
8. Shri Sanjeev Kumar Singh
Kala Dumra Post
Siwan District
Bihar-841 416

Annexure IIILIST OF MEMBERS OF THE RESEARCH & DEVELOPMENT COMMITTEE

1. Smt. V. Usha Rani IAS
Chairman
Coconut Development Board
Kochi-682 011
2. Dr. Biswanath Rath
Vice Chairman, CDB
Barabati Nua Sahi
P.O. Puri
Puri District
Odisha-752 001
3. Shri P.C. Mohanan Master
'Aravindam'
Nenmeni P.O.
Sulthan Bathery
South Wayanad-673 592
4. Shri P.R. Muraleedharan
Pathalil House
S.N. Puram P.O.
Kottayam-686 502
5. Shri S. Mohan Raj
7/2, Mudaliar Street
Vettaikaranpudur (Post)
Pollachi-642 129
Coimbatore
6. Shri M.R. Shankara Narayan Reddy
No.1408, 'Panchavati'
Vijay Nagar, 3rd Cross
Bangarpet-563 114
Kolar District
Karnataka
7. The Horticulture Commissioner
Government of India
Ministry of Agriculture & Farmers Welfare
Department of Agriculture,
Cooperation & Farmers Welfare
Krishi Bhavan
New Delhi-110 114
8. The Director
Central Plantation Crops Research Institute
Kasaragod-671 124

Co-opted Members

1. Dr. V. Krishna Kumar
Acting Head
ICAR-CPCRI Regional Station
Kayamkulam
Krishnapuram-690 533
Alappuzha
2. Dr. Sadha Sakhti
Professor & Head
Tamil Nadu Agricultural University
Information and Training Centre
Chennai-600 040
3. Dr. V.R. Sinija
Professor & Head
Food Processing Business
Incubation Centre
Indian Institute of Food Processing Technology
Thanjavur-613 005
Tamilnadu
4. Dr. G.S. Chandrashekhar
Assistant Professor & Head
AICRP on Palm's
Horticulture Research and Extension Centre
Arsikere-573 103
Hassan District
Karnataka

LIST OF MEMBERS OF THE PROCESSING & MARKETING COMMITTEE

1. Smt. V. Usha Rani IAS
Chairman
Coconut Development Board
Kochi-682 011
2. Dr. Biswanath Rath
Vice Chairman
3. Smt. Daksha Rami
Nandanvan Mahila Group
Ambaji Mandir Gate No.7
Ambaji-385 110
North Gujarat
4. The Chairman
Coir Board
M.G. Road, Ernakulam
Kochi-682 016
5. Shri P.R. Muraleedharan
Pathalil House
S.N. Puram P.O.
Kottayam-686 502
6. Shri S. Mohan Raj
7/2, Mudaliar Street
Vettaikaranpudur (Post)
Pollachi-642 129
Coimbatore
7. Shri M.R. Shankara Narayan Reddy
No.1408, "Panchavati"
Vijay Nagar, 3rd Cross
Bangarpet-563 114
Kolar District
Karnataka
8. Shri Sanjeev Kumar Singh
Kala Dumra Post
Siwan District
Bihar-841 416

Co-opted Members

1. The Director
Directorate of Cashewnut & Cocoa Development
Ministry of Agriculture & Farmers Welfare
Department of Agriculture, Cooperation & Farmers Welfare
Government of India
Kera Bhavan
Kochi-682 011
2. Shri K. Satheesan
Regional Director
National Cooperative Development Corporation
5th Floor, "CO-BANK Towers"
Vikas Bhawan P.O.
Thiruvananthapuram-695 033
3. The Managing Director
KERAFED
Kera Tower
Water Works Compound
Vellayambalam
Thiruvananthapuram-695 033
4. The Agricultural Marketing Adviser to the Govt. of India
Directorate of Marketing & Inspection
Ministry of Agriculture & Farmers Welfare
Department of Agriculture, Cooperation & Farmers Welfare
Head Office, N.H. IV
Faridabad-121 001

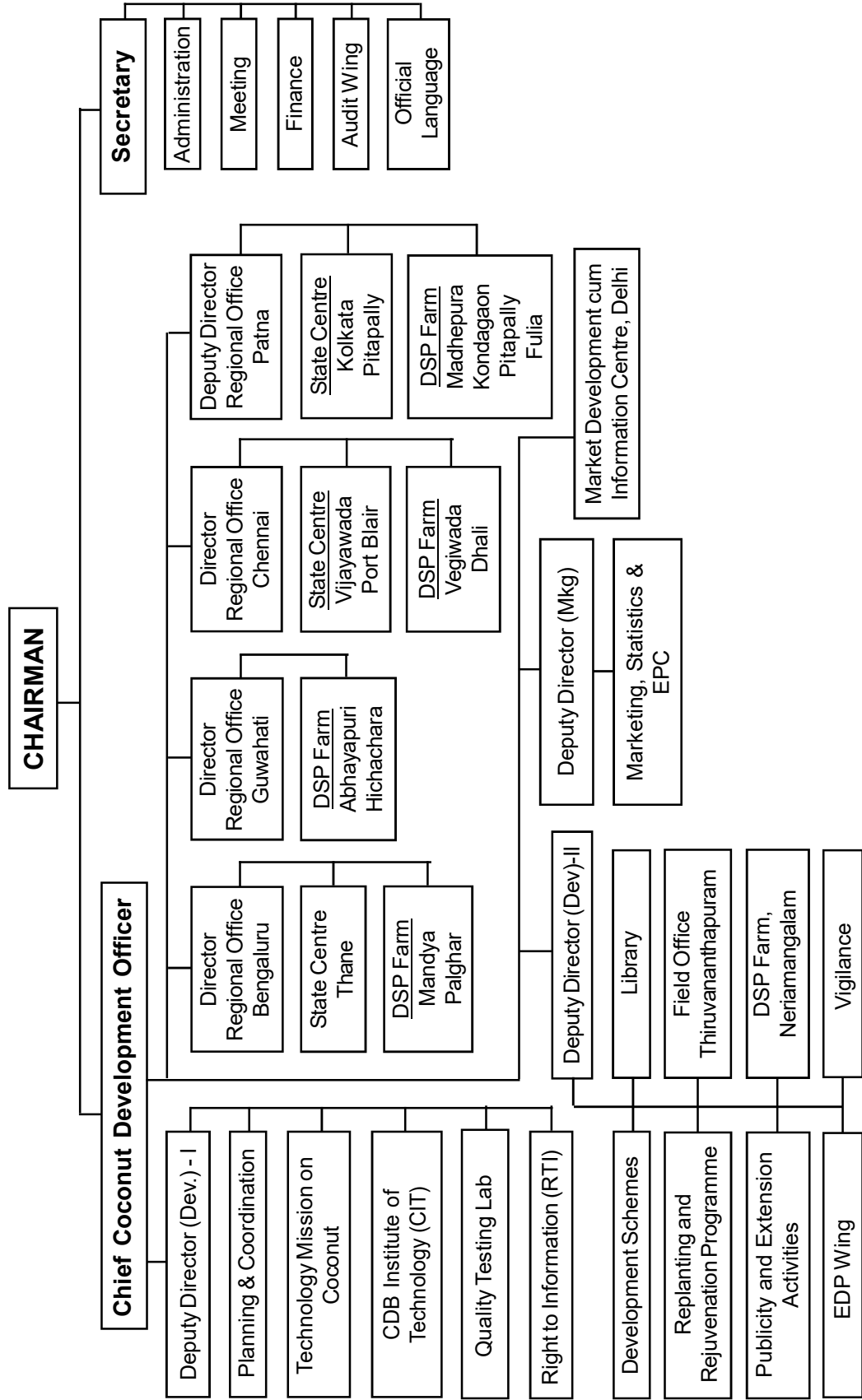
LIST OF MEMBERS OF THE PUBLICITY COMMITTEE

1. Smt. V. Usha Rani IAS
Chairman
Coconut Development Board
Kochi-682 011
2. Dr. Biswanath Rath
Vice Chairman, CDB
Barabati Nua Sahi
P.O. Puri
Puri District
Odisha-752 001
3. - Vacant - (Representative of Government of Kerala)
4. The Agricultural Production Commissioner &
Principal Secretary to the Government
Government of Tamilnadu
Agriculture Department
Secretariat
Fort St. George
Chennai-600 009
5. - Vacant - (Representative of Government of Karnataka)
6. Shri P.C. Mohanan Master
“Aravindam”
Nenmeni P.O.
Sulthan Bathery
South Wayanad-673 592
7. Shri P.R. Muraleedharan
Pathalil House
S.N. Puram P.O.
Kottayam-686 502
8. Smt. Daksha Rami
Nandanvan Mahila Group
Adivasi Aughyogik Co-operative Society
Ambaji Mandir Gate No.7
Ambaji-385 110
North Gujarat

Co-opted Members

1. Shri Kedar Nath Verma
Deputy Secretary (MIDH)
Ministry of Agriculture & FW
Government of India
Department of Agriculture, Cooperation & Farmers Welfare
Krishi Bhavan
New Delhi-110 114
2. The Principal Information Officer
Farm Information Bureau
Department of Agriculture and Farmers Welfare
TC 5/2622 (3), SS Kovil Lane
Bhagavathy Nagar
Kowdiar P.O.
Thiruvananthapuram-695 003
3. Smt. M. Ponmalar
Deputy Director of Agriculture (OPC)
Office of the Director of Agriculture
Chepauk
Chennai-600 005
Tamilnadu
4. - Vacant -
(Representative from Farm Information Bureau of the
State Government of Karnataka)

Organizational Chart - Coconut Development Board



Annexure VII

Coconut Development Board Schemes - State wise Allocation and Achievement during the year 2018-19																			
A1. Production & Distribution of Planting Material																			
Sl. No.	State	(a) Establishment of DSP Farms						(b) Establishment of Regional Coconut Nurseries						Total					
		Physical (Ha)			Financial (₹ in lakhs)			State			Direct			Physical (lakh seedlings)			Financial (₹ in lakhs)		
		Target		Achvt	Target		Achvt	Target		Achvt	Target		Achvt	Target		Achvt	Target		Achvt
		20	20	20	27.00	27.00	27.00	2.60	2.60	41.60	0.75	0.31	12.00	42.81	3.35	0.31	53.60	42.81	42.81
1	Kerala	20	20	20	27.00	27.00	27.00				0.90	0.54	14.40	16.44	0.90	0.54	14.40	16.44	16.44
2	Karnataka	40	40	40	27.00	27.00	27.00	4.00	4.00	64.00	0.65	0.07	10.40	29.14	4.65	4.07	74.40	93.14	93.14
3	Tamilnadu	40	40	40	27.00	25.23	25.23	1.00	1.00	16.00	0.90	0.79	14.40	5.23	1.90	1.79	30.40	21.23	21.23
4	Andhra Pradesh							0.50	0.50	8.00					0.50	0.50	8.00	8.00	8.00
5	Telangana	40	40	40	27.00	27.00	27.00	0.10	0.10	1.60	0	0.10	1.60	8.05	0.20	0.10	3.20	8.05	8.05
6	Odisha	40	40	40	27.00	22.09	22.09	1.00	1.00	16.00	0.55	0.24	8.80	6.75	1.55	1.24	24.80	22.75	22.75
7	Maharashtra	20	20	20	25.00	8.09	8.09							16.00				16.00	16.00
8	West Bengal	40	40	40	27.00	6.35	6.35				0.15		2.40	3.54	0.15		2.40	3.54	3.54
9	Bihar																		
10	Goa																		
11	Gujarat				5.00			0.50	0.50	8.00					0.50	0.50	8.00	8.00	8.00
12	A&N Islands																		
13	Puducherry																		
14	Lakshadweep							0.10	0.10	1.60					0.10	0.10	1.60	1.60	1.60
15	Chhattisgarh	40	40	40	27.00	15.75	15.75				0.36	0.37	5.76	6.67	0.36	0.37	5.76	6.67	6.67
16	Assam	40	40	40	27.00	16.43	16.43				0.39	0.31	6.24	23.30	0.39	0.31	6.24	23.30	23.30
17	Tripura	22	22	22	27.00	10.99	10.99				0.25	0.17	4.00	14.60	0.25	0.17	4.00	14.60	14.60
18	Nagaland							0.10	0.10	1.60					0.10	0.10	1.60	1.60	1.60
19	Arunachal Pradesh									1.60							1.60		
20	Meghalaya							0.10	0.10						0.10	0.10		1.60	1.60
21	Mizoram																		
22	Manipur																		
	Total	362	362	362	300.00	212.93	212.93	10.00	7.30	160.00	5.00	2.88	80.00	172.53	15.00	10.18	240.00	289.33	289.33

Coconut Development Board Schemes - State wise Allocation and Achievement during the year 2018-19																											
Sl. No.	State	A1. Production & Distribution of Planting Material												A2. Expansion of Area under Coconut													
		(c) Establishment of Nucleus Coconut Seed Garden						(d) Establishment of Small Coconut Nursery						Physical (ha)			Financial (₹ in lakhs)										
		Physical (Nos.)		Financial (₹ in lakhs)				Physical (Nos.)		Financial (₹ in lakhs)				Physical (ha)		Financial (₹ in lakhs)											
		Target	Achievement		Target	1st year	2nd year	3rd year	Total	Target	Achievement		Target	1st year	2nd year	Total	Target	Achievement									
1	Kerala								1.50								3	5	2	2.63	1.25	0.50	1.75	100	119.14	11.51	5.42
2	Karnataka	1	1	1	3	9.00	3.00	1.50	4.50	9.00	3		3				3		3	2.75		1.75	1.75	150	88.95	21.20	3.99
3	Tamilnadu	2	2	1		9.00	6.00	1.50		7.50	2						2			0.88				150	79.20	21.52	19.33
4	Andhra Pradesh										3		1				3		1	2.50		1.00	1.00	70	1339.12	53.40	75.46
5	Telangana																							30	4.45	2.06	1.14
6	Odisha																							140	35.68	6.25	1.54
7	Maharashtra										1						1			0.25				50	6.48	5.97	2.56
8	West Bengal										6	1	3	3.05	1.00	1.55	2.55	30								18.84	
9	Bihar																	20						20	6.25	0.85	0.41
10	Goa																	10						10	4.69	0.33	0.15
11	Gujarat																	10			0.50			10	154.62	3.74	5.24
12	A&N Islands																	30						30	22.57	2.13	1.38
13	Puducherry																	10						10	5.28	0.63	0.45
14	Lakshadweep																										
15	Chhattisgarh																	30						30		7.42	
16	Assam	1				3.00					3	1		0.75	1.00		1.00	250		0.75				250	277.26	44.07	37.89
17	Tripura																	50						50		3.44	
18	Nagaland	1									2			0.50				50						50	18.48	1.71	0.60
19	Arunachal Pradesh					3.00												30						30		2.31	0.16
20	Meghalaya																	40						40		6.59	1.20
21	Mizoram	1				3.00					1			0.25				10		0.25				10	19.13	0.69	1.43
22	Manipur																	20						20	8.45	1.38	0.58
	Total	6	3	2	3	28.50	9.00	3.00	4.50	16.50	26	7	9	14.06	3.25	4.80	8.05	1280	2189.75	216.04	158.94						

Coconut Development Board Schemes - State wise Allocation and Achievement during the year 2018-19																					
A3. Integrated Farming for Productivity Improvement																					
(i) Laying out of Demonstration Plots (including SCSP/TSP Funds) (Financial ₹ in lakhs)																					
Sl. No.	State	State										Direct									
		Phy (Ha) - 1st					Phy (Ha) - 2nd					Phy (Ha) - 1st					Phy (Ha) - 2nd				
		Target		Achvt.		Target	Target		Achvt.		Target	Target		Achvt.		Target	Target		Achvt.		Target
		1st		2nd		Total	1st		2nd		Total	1st		2nd		Total	1st		2nd		Total
1	Kerala	750.00	750.00	1000.00	877.00	306.25	131.25	147.51	278.76	147.51	278.76	1150.00	1150.00	2951.66	2938.48	719.49	398.17	398.17	398.17	750.00	676.94
2	Karnataka	900.00	5899.96			157.50	1032.49	0.00	1032.49	0.00	1032.49	900.00	900.00	7138.23	5939.69	1417.28	113.63	1217.77	1331.41	6581.62	2363.90
3	Tamilnadu	250.00	250.00			48.84	43.75	5.09	48.84	43.75	48.84	1400.00	1400.00	7015.60	7015.60	1472.73	177.75	1041.96	1219.72	1122.39	1268.56
4	Andhra Pradesh	150.00	1289.00	225.00	168.00	55.04	225.64	29.40	255.04	29.40	255.04	1000.00	1000.00	5184.80	5184.80	1082.34	134.02	588.65	722.67	2314.47	977.71
5	Telangana	10.00	10.00			1.75	1.75		1.75		1.75									10.00	1.75
6	Odisha	30.00				5.25						220.00	220.00	421.77	421.77	112.310	8.21	38.35	46.56	90.24	46.56
7	Maharashtra	25.00				4.38						50.00	50.00	62.51	62.51	19.690	4.24	9.70	13.94	27.30	13.94
8	West Bengal			250.00		43.75						100.00	100.00	2565.60	2423.89	466.480		327.98	327.98	85.51	327.98
9	Bihar						36.02	47.83	83.85												83.85
10	Goa	325.00	206.00	325.00	286.00	113.76	3.94	5.69	9.63			200.00	200.00	823.71	823.69	179.150	20.72	144.15	164.87	206.00	174.50
11	Gujarat	25.00	22.00	30.00	32.00	9.63														224.39	
12	A&N Islands	200.00		100.00		52.50															
13	Puducherry	70.00	70.00	70.00	48.00	24.50	12.25	8.44	20.69											70.00	20.69
14	Lakshadweep	500.00		800.00		227.50															
15	Chhattisgarh	50.00				8.75						24.97	24.97	18.80	18.79	7.660		2.93	2.93		2.93
16	Assam		1000.00				175.00		175.00		175.00	1275.03	1275.03	389.94	389.96	291.370		68.13	68.13	1000.00	243.13
17	Tripura	300.00	300.00	20.00	20.00	56.00	52.50	3.50	56.00	3.50	56.00									300.00	56.00
18	Nagaland	50.00	50.00	20.00	20.00	12.25	8.75	3.95	12.70											50.00	12.70
19	Arunachal Pradesh	10.00	200.00	15.00		4.38	35.00	0.00	35.00	0.00	35.00									200.00	35.00
20	Meghalaya	100.00	100.00	44.00	44.00	25.17	17.50	7.66	25.16											100.00	25.16
21	Mizoram	20.00	20.00	20.00	20.00	7.00	3.50	3.50	7.00											20.00	7.00
22	Manipur	11.00	21.00			2.01	3.68		3.68											21.00	3.68
	Total	3776.00	10187.96	2919.00	1515.00	1166.21	1783.02	262.56	2045.59	262.56	2045.59	6320.00	6320.00	2984.96	26572.62	5768.50	458.58	3837.81	4296.39	13172.92	6341.97

Coconut Development Board Schemes - State wise Allocation and Achievement during the year 2018-19																			
Sl. No.	State	A3. Integrated Farming for Productivity Improvement (ii) Organic Manure Units (Financial ₹ in lakhs)																	
		State						Direct						Total					
		Physical (Units)		Financial		Physical (Units)		Financial		Physical (Units)		Financial		Physical (Units)		Financial		Integrated Farming - Total Financial	
		Target	Achvt.	Target	Achvt.	Target	Achvt.	Target	Achvt.	Target	Achvt.	Target	Achvt.	Target	Achvt.	Target	Achvt.	Target	Achvt.
1	Kerala					15	4	6.00	0.53					15	4	6.00	0.53	1031.74	677.47
2	Karnataka					10		4.00						10	0	4.00	0.00	1578.78	2363.90
3	Tamilnadu					30	13	12.00	4.96					30	13	12.00	4.96	1533.57	1273.52
4	Andhra Pradesh					15	5	6.00	3.00					15	5	6.00	3.00	1143.38	980.71
5	Telangana	8	8	3.20	3.20									8	8	3.20	3.20	4.95	4.95
6	Odisha					8	5	3.20	2.40					8	5	3.20	2.40	120.76	48.96
7	Maharashtra					3		1.20						3	0	1.20	0.00	25.27	13.94
8	West Bengal					30	21	12.00	6.07					30	21	12.00	6.07	522.23	334.05
9	Bihar					3	4	1.20	0.49					3	4	1.20	0.49	1.20	84.34
10	Goa													0	0	0.00	0.00	113.76	174.50
11	Gujarat					5		2.00						5	0	2.00	0.00	190.78	
12	A&N Islands	30		12.00										30	0	12.00	0.00	64.50	
13	Puducherry	20	20	8.00	8.00									20	20	8.00	8.00	32.50	28.69
14	Lakshadweep	8	8	3.20	3.20									8	8	3.20	3.20	230.70	3.20
15	Chhattisgarh					1	35	0.40						1	35	0.40	0.00	16.81	2.93
16	Assam					36		14.40	13.60					36	0	14.40	13.60	305.77	256.73
17	Tripura	5	5	2.00	2.00									5	5	2.00	2.00	58.00	58.00
18	Nagaland	5	5	2.00	2.00									5	5	2.00	2.00	14.25	14.70
19	Arunachal Pradesh	5	10	2.00	4.00									5	10	2.00	4.00	6.38	39.00
20	Meghalaya	10	10	4.00	4.00									10	10	4.00	4.00	29.17	29.16
21	Mizoram	10	10	4.00	4.00									10	10	4.00	4.00	11.00	11.00
22	Manipur	5	9	2.00	3.60									5	9	2.00	3.60	4.01	7.28
	Total	106	85.00	42.40	34.00	156	87	62.40	31.05	262	172	104.80	65.05					7039.51	6407.03

Coconut Development Board Schemes - State wise Allocation and Achievement during the year 2018-19																		
Sl. No.	State	(C) Replanting & Rejuvenation of old Coconut Garden				(D) Coconut Palm Insurance Scheme						GRAND TOTAL (₹ in lakhs)						
		Physical (Ha)				Physical (Ha)		Financial (₹ in lakhs)		STATE		DIRECT		TOTAL				
		Total		State		Physical (Ha)		Financial (₹ in lakhs)		STATE		DIRECT		TOTAL				
		Target	Achvt.	Target	Achvt.	Target	Achvt.	Target	Achvt.	Target	Achvt.	Target	Achvt.	Target	Achvt.			
		Target	Achvt.	Target	Achvt.	Target	Achvt.	Target	Achvt.	Target	Achvt.	Target	Achvt.	Target	Achvt.			
1	Kerala	1600.00	2196.00	973.25	1131.53			0.71		5.00		1326.10	1410.29	780.13	475.19	2106.23	1885.48	
2	Karnataka	1785.00	2232.00	1061.29	1261.32	8.57	8.57	8.57	8.57	60.00	60.00	1278.79	2353.81	1495.63	1387.83	2774.42	3741.64	
3	Tamilnadu	1500.00	4089.00	920.03	2435.18	1.43	1.43	1.43	1.43	10.00	10.54	1042.87	2558.56	1553.53	1307.64	2596.40	3866.20	
4	Andhra Pradesh	500.00	3563.86	328.75	1680.14	1.43	1.43	1.43	1.43	10.00	10.00	409.79	1961.18	1185.64	831.59	1595.43	2792.77	
5	Telangana			391.06								404.01	12.95	2.06	1.14	406.07	14.09	
6	Odisha	100.00		71.00		0.29	0.29	2.00	2.00	2.00	2.00	79.85	2.00	150.36	85.56	230.21	87.56	
7	Maharashtra					0.71	0.71	5.00	5.00	5.00	5.00	25.38	21.00	62.91	45.34	88.29	66.34	
8	West Bengal											43.75	0.00	525.37	359.14	569.12	359.14	
9	Bihar											0.00	83.85	31.45	10.79	31.45	94.64	
10	Goa	50.00	50.00	22.38	22.38	0.14	0.07	1.00	0.50	1.00	0.50	137.14	32.51	0.33	165.03	137.47	197.54	
11	Gujarat											17.63	8.00	190.39	5.24	208.02	13.24	
12	A&N Islands											64.50	0.00	2.13	1.38	66.63	1.38	
13	Puducherry	40.00		17.90		1.07	1.07	7.50	7.50	7.50	7.50	57.90	36.19	0.63	0.45	58.53	36.64	
14	Lakshadweep	100.00		44.75		0.29		2.00		2.00		279.05	4.80	0.00	0.00	279.05	4.80	
15	Chhattisgarh											8.75	0.00	48.24	25.35	56.99	25.35	
16	Assam	200.00	500	89.50	223.75	0.36		2.50		2.50		92.00	398.75	386.83	160.35	478.83	559.10	
17	Tripura	35.00	35	15.66	12.60							73.66	70.60	34.44	25.59	108.10	96.19	
18	Nagaland	10.00	15	4.48	5.42							20.33	21.72	2.21	0.60	22.54	22.32	
19	Arunachal Pradesh											7.98	39.00	5.31	0.16	13.29	39.16	
20	Meghalaya	10.00		4.48								33.65	30.76	6.59	1.20	40.24	31.96	
21	Mizoram	15.00	15	6.71	6.71							17.71	17.71	3.94	1.43	21.65	19.14	
22	Manipur											4.01	7.28	1.38	0.58			
	Total	5945.00	12695.86	3951.24	6779.03	15.00	13.57	105.00	95.54	5424.85	9070.96	6469.50	4891.58			11888.96	13954.68	

COCONUT DEVELOPMENT BOARD, KOCHI-11**ANNUAL ACCOUNTS FOR THE YEAR 2018-19****INDEX**

Sl. No.	Subject	Page Nos.
1.	Balance Sheet	330
2.	Income and Expenditure Account	331
3.	Schedules forming part of Balance Sheet	332 – 336
4.	Schedules forming part of Income and Expenditure Account	337 – 346
5.	Accounting Policy	347 – 348
6.	Notes to Accounts	349 – 352
7.	Receipts and Payments Account	353 – 357
8.	Balance Sheet – GPF	358
9.	Income and Expenditure Account – GPF	359
10.	Schedules forming part of Balance Sheet – GPF	360 – 362
11.	Schedules forming part of Income and Expenditure Account – GPF	363 – 364
12.	Receipts and Payments Account – GPF	365

Confidential
For Members only

Coconut Development Board
136th Meeting, 23rd June 2019

**Subject No.6: Annual Accounts of the Coconut Development Board
for the year 2018-19**

The Annual Accounts of the Coconut Development Board for the year 2018-19 and the Annual Accounts of the Coconut Development Board General Provident Fund for the year 2018-19 are placed herewith. The Board may kindly approve.

Secretary

SCHEDULE No.14

COCONUT DEVELOPMENT BOARD, KOCHI-11

Significant Accounting Policies Disclosed

The following are the significant accounting policies adopted by the Board in preparing the final accounts for the year 2018-19:

1. AS 2 'Accounting for Inventories'

Closing Stock/Inventory has to be either valued at cost or at net realizable value whichever is less. Since the Board is maintaining the stock/ inventories on breakeven basis, the same is valued at cost price and disclosed accordingly.

2. AS 10 'Property, Plant and Equipment'

The Board adopting rate of depreciation as provided in Income Tax Rules, 1962 and the rates of depreciation provided to the various assets are as under:

Building	10
Motor Vehicle	15
Furniture and Office Equipments	10
Computer and Accessories	40
Plant and Machinery	15
Laboratory Equipments	20
Other Assets	15

Asset costing Rs.10,000/- and above have been capitalized.

3. AS 12 'Accounting for Government Grants'

Government Grant received by an enterprise has to be recognized only when there is a reasonable assurance that the enterprise will comply with the conditions attached to the grant. The Grant from Government is in the nature of income to the Board. The Board has complied with the conditions stipulated for which the Grant has been released.

4. AS 15 'Accounting of Retirement Benefits in the Financial Statements'

Provision for liability towards Gratuity and Accumulated Leave Encashment needs to be accounted up to the year end on Actuarial basis. Since the Board has not conducted actuarial valuation of liabilities for Gratuity and Accumulated Leave Encashment, no such provision has been made in the books of accounts as on 31.03.2019, as envisaged in AS 15.

5. The Board is not maintaining Non Plan Schemes. The establishment expenses of the Board are met from Plan Head.
6. The figures for previous year are re-grouped and rearranged, wherever necessary to suit current year layout.
7. The Board follows accrual basis of accounting in preparing books of accounts. But the insurance for vehicles and AMC for computers are accounted on cash basis.
8. GPF of the Board has been set up by a notification dated 21.09.1992 by the Department of Agriculture and Cooperation, Govt. of India and has been published in the Gazette of India and Part II Section 3 Sub Section (ii) on 3.10.1992. Detailed guidelines have prescribed in the notification and the Board is following the above guidelines. Hence no separate approval has been obtained from Income Tax Department.



Secretary

SCHEDULE No.15**COCONUT DEVELOPMENT BOARD, KOCHI-11****Notes to and forming part of the Accounts for the year 2018-19**

1. The Coconut Development Board is an autonomous body under the Ministry of Agriculture and Farmers Welfare, Government of India enacted by Parliament under Section 5 of the Coconut Development Board Act of 1979. The Board is fully funded by Government of India through Grants-in-aid and is not engaged in any trading activity and no tax on income is paid on its surplus. The surplus funds are either adjusted against Grants-in-aid or utilized for implementation of the approved schemes of the Board with the prior approval of the Government of India.
2. As per MIDH guidelines, the budgetary support for the Board's existing Demonstration cum Seed Production Farms is Rs.27.00 lakh whereas support for new Farms, the support is Rs.25.00 lakh per annum. The balance amount of the expenses of the DSP Farms is being met from the receipts of the Board.
3. During the current year, expenditure were met by the DSP Farms from Grant-in-aid and the receipts of the Board as detailed hereunder:

Sl. No.	Name of the Farm	Expenditure from Grant (Rs.)	Expenditure from Receipts (Rs.)	Total (Rs.)
1.	DSP Farm, Abhayapuri	16,42,665.00	0.00	16,42,665.00
2.	DSP Farm, Kondagaon	15,75,159.00	0.00	15,75,159.00
3.	DSP Farm, Madhepura	6,35,372.00	0.00	6,35,372.00
4.	DSP Farm, Pitapally	27,00,000.00	46,87,296.00	73,87,296.00
5.	DSP Farm, Vegiwada	25,23,389.00	0.00	25,23,389.00
6.	DSP Farm, Neriamangalam	27,00,000.00	8,00,101.00	35,00,101.00
7.	DSP Farm, Mandya	27,00,000.00	37,87,322.00	64,87,322.00
8.	DSP Farm, Palghar	22,09,387.40	0.00	22,09,387.40
9.	DSP Farm, Dhali	27,00,000.00	24,75,220.00	51,75,220.00
10.	DSP Farm, Hichachara	10,98,765.00	0.00	10,98,765.00
11.	DSP Farm, Fulia	8,08,543.80	0.00	8,08,543.80
	Total	2,12,93,281.20	1,17,49,939.00	3,30,43,220.20

4. During the year, the Board received an amount of Rs.264.40 crores (Rs.196.00 crores in 2017-18) as Grants-in-aid (Rs.182.40 crores for regular schemes and Rs.82.00 crores as Special assistance for Government of Tamilnadu to mitigate the losses incurred for coconut palms due to the recent Gaja Cyclone) from the Ministry of Agriculture & Farmers Welfare, Government of India. In addition to this the Government of India permitted the Board to utilize the unspent balance available as on 1.04.2018 amounting to Rs.10.43 crores. The expenditure of the Board during the year 2018-19 is Rs.277.77 crores (Rs.189.86 crores in 2017-18).

The details of Grant-in-aid received for the scheme under "Mission for Integrated Development of Horticulture" during the year are as under:

Sl. No.	Sanction No. and Date	Amount (Rs.)
1.	F4-18/2018 MIDH (CDB) dated 25.05.2018	96,50,00,000.00
2.	F4-18/2018 MIDH (CDB) dated 05.12.2018	81,00,00,000.00
3.	F4-18/2018 MIDH (CDB) dated 19.03.2018	4,90,00,000.00
4.	33-21/2017 MIDH (AAP) dated 15.01.2019	80,00,00,000.00
5.	33-21/2017 MIDH (AAP) dated 27.02.2019	2,00,00,000.00
	Total	2,64,40,00,000.00

5. The Unspent Grant-in-aid available with the Board as on 01.04.2018 was Rs.10.43 crores of which Rs.5.94 crores was under SCP Plan, Rs.0.46 crores was under Tribal Sub Plan and Rs.4.03 crores under General Schemes. During the year 2018-19, the Grant in aid received from Government of India was Rs.264.40 crores of which Rs.194.18 crores was for General Schemes, Rs.47.31 crores for Scheduled Caste Plan and Rs.22.91 crores for Tribal Sub Plan. The expenditure of the Board during the year was Rs.277.77 crores of which Rs.201.19 crores was for General Schemes, Rs.53.10 crores under Scheduled Caste Plan and Rs.23.48 crores under Tribal Sub Plan.

In addition to the above during the year 2018-19 an amount of Rs.1.94 crores under General Schemes, Rs.4.19 crores under Scheduled Caste Plan and Rs.3.27 crores under Tribal Sub Plan was also realized from various State Governments and other agencies as Unspent Grant-in-aid. Out of the above unspent Grant-in-aid, Rs.1.94 crores under General Schemes and Rs.0.11 crores under TSP schemes are utilized during the year. There was a savings of Rs.0.15 crores under SCP Plan during the year. The Unspent Grant in available with the Board as on 31.03.2019 was Rs.7.50 crores (Rs.3.15 crores under SCP and Rs.4.35 crores under TSP).

The Board is implementing various schemes such as Establishment of DSP Farms, Information and Information Technology, Expansion of Area under Coconut, Technology Demonstration, Market Promotion and Statistics, Technology Mission on Coconut, Technical Services, Coconut Palm Insurance Scheme, Kera Suraksha Insurance Scheme directly. The Scheme "Integrated Farming, Replanting & Rejuvenation of Coconut Gardens and Regional Coconut Nursery", are being implemented through various State Governments and the Board directly.

6. The Head Office building at Kochi, Regional Office building at Bengaluru and Patna the buildings at various DSP Farms are constructed on lands leased by the Government of India (for HO building) and State Governments (for Regional Office, Bangalore, Patna and all DSP Farms buildings). However the Pilot Testing Plant of the Board at Vazhakulam in Kerala State is constructed on a land owned by the Board (the title deed of the same is yet to be executed). The Board is also owned a Technology/Information/Training Centre and Two Trainee Hostels at Guwahati freehold. The extent of leased land in possession of the Board at various DSP Farms is given below. (The Board established a new DSP Farm at Fulia, West Bengal during the year).

Mandya	-	20.00 Hectares
Abhayapuri	-	40.00 Hectares
Madhepura	-	35.15 Hectares
Kondagaon	-	40.00 Hectares
Vegiwada	-	71.80 Hectares
Neriamangalam	-	20.00 Hectares
Pitapally	-	43.00 Hectares
Palghar	-	40.00 Hectares
Dhali	-	26.53 Hectares
Hichachara	-	22.00 Hectares
Fulia	-	20.25 Hectares
Total		378.73 Hectares

The cost of development expenses of the above Farms (plantation expenses) was not capitalized.

7. The Board is in possession of a stock of priced publications worth Rs.5,16,060/-, Coconut Seedlings worth Rs.14,83,822/-, Coconuts worth Rs.21,53,603/- and Neera and Neera Products worth Rs.24,937.50 as on 31.03.2019. The Stock is valued at cost price of the products.
8. The Area Expansion Programme account is maintained by the various unit offices of the Board. This account is compiled, extracted and incorporated from the figures depicted in the Trial Balances obtained from the respective Drawing and Disbursing Officers of these unit offices.
9. During the year, out of Rs.23.97 crores released/revalidated under the scheme 'Integrated Farming', the Board has received utilization certificates for an amount of Rs.1.68 crores from the State Governments. The State wise details of utilization are as under:

Sl. No.	State	UC furnished by the States (Rs. in lakhs)
1.	Tamilnadu	40.72
2.	Goa	73.35
3.	Assam	20.92
4.	Meghalaya	24.09
5.	Gujarat	9.60
	Total	168.68

10. The Board incurred an expenditure of Rs.2.79 lakh in foreign currencies during the year.
11. The Board had purchased laboratory equipments costing Rs.9.27 lakh on 14.07.2001 for its Technology Development Centre, Vazhakkulam, Aluva from M/s. Pelican Bio Innovations (Pvt.) Ltd., Chennai. Since the equipments were found defective, the equipments were sent back to the supplier on 28.01.2002 for repair and the same was not returned to the Board till date. A case was filed by the Board before the Principal Sub Court, North Paravur, Ernakulam and subsequently was decreed in favour of the Board with a direction to the supplier M/s. Pelican Bio Innovations (Pvt.) Ltd., Chennai to refund an amount of Rs.13.54 lakh together with 6% interest p.a. However the amount is still pending realization.


 Secretary

CDB CONSOLIDATED		
Trial Balance		
1-Apr-2018 to 31-Mar-2019		
Particulars	1-Apr-2018 to 31-Mar-2019	
	Closing Balance	
	Debit	Credit
Current Liabilities		
Advance for Seedlings (Abhayapuri)	1,584,200.00	
Advance for Seedlings (Kondagaon)	2,040,000.00	
Advance for Seedlings (Ner)	37,667.00	
EMD/Security Deposit		14,308,874.00
GSLIS	37,250.00	
Neera Project - Govt. of Kerala Assistance		14,785,000.00
Profession Tax	-	
Unspent Grant-in-Aid		19,380,912.75
Unspent Grant in Aid (SCSP)		41,955,662.00
Unspent Grant-in-Aid (TSP)		32,693,821.00
Bank Accounts		
SBI (HQ)	336,143,507.09	
SBI (Pension fund)	3,459.99	
SBI (DSPF Abhayapuri)	569,397.49	
SBI (DSPF Dhali)	489,597.49	
SBI (DSPF Fulia)	197,010.25	
SBI (DSPF Hichachara)	803,619.51	
SBI (DSPF Kondagaon)	428,051.22	
SBI (DSPF Madhepura)	763,026.63	
UBI (DSPF Mandya)	239,999.29	
UBI (DSPF Pitapally)	703,645.00	
UBI (DSPF Vegiwada)	522,512.27	
Bank of Baroda (DSPF Palghar)	498,267.25	
UBI (DSPF Neriamangalam)	455,524.04	
IOB (RO Bangalore)	8,973,842.60	
Canara Bank (SC Vijayawada)	642,113.70	
SBI (RO Chennai)	5,952,658.05	
SBI (RO Guwahati)	3,081,929.20	
SBI (RO Patna)	109,453.55	
SBI (SC Thane)	750,161.10	
SBI (SC Odisha)	323,029.27	
SBI (CIT Vazhakkulam)	1,406,486.25	
SBI (SC Kolkata)	1,692,168.48	
Bank of Maharashtra (MDIC New Delhi)	876,175.12	
Central Bank (CIT Neera)	1,358,446.30	
SBI (SC Port Blair)	59,901.00	
Training A/c Vazhakulam	1,638,395.55	
AEP		
HQ - Ernakulam	1,097.00	
Ros - Bangalore	5,000.00	
Chennai	268,680.00	
Guwahati	593,209.50	
Patna	199,351.00	
SCs - Kolkata	239,507.68	
Odisha	26,092.00	
Port Blair	16,225.04	
Thane	90,960.50	
Vijayawada	1,489,070.00	
MDIC - Delhi	141,647.60	
DSPF-Kondagaon	11,834.25	

CDB CONSOLIDATED		
Trial Balance		
1-Apr-2018 to 31-Mar-2019		
Particulars	1-Apr-2018 to 31-Mar-2019	
	Closing Balance	
	Debit	Credit
Deposit Refund (CPWD)		415,000.00
Due From Directorate of Cashew and Cocoa		696,250.00
Direct Incomes		
AFS Sales		25,690.00
Analytical Charges		1,604,159.00
Application Fee		309,740.00
Car Advance (Rec)		2,130.00
Car Interest		59,101.00
Computer Adv (Int)		52,679.00
Computer Adv Rec		50,615.00
CPS/CPF Regn. Fee		189,321.00
Cycle Advance (Rec)		280.00
Grant for Spl. Package - Gaja (TN)		820,000,000.00
Grants From Govt of India		1,824,000,000.00
Guest Room Rent		137,590.00
HBA Interest		1,138,329.00
House Bldg Adv (Rec)		394,605.00
Interest on Term Deposits		4,153,672.00
SB Interest (pension fund)		350.00
Licence Fee		27,327.00
Miscellaneous Receipts		1,461,114.76
Neera & Products		222,413.00
Publication Receipts		714,391.00
RCMC Fee		2,295,000.00
Scooter Advance (Rec)		29,480.00
Scooter Interest		27,389.00
Tech/Technology Transfer Fee		131,500.00
Telephone Deposit (Refund)		8,000.00
Penal Interest (Tamil Nadu)		2,834,095.00
Administration		
Office Expenses		
OE/ Advertisement	26,498.00	
OE/Board Meeting	620,256.00	
OE/Books and Periodicals	167,423.00	
OE/Energy and Water Charges	1,937,483.00	
O E / Furniture and Office Eqpmnts	287,082.00	
OE/Hindi Implementation	464,867.00	
OE/Legal Expenses	213,386.00	
OE / Maintenance of HQ Building	2,399,580.00	
OE / Maint of Furniture & Equipmts	456,002.00	
OE/Miscellaneous Expenses	2,971,602.63	
OE/Parliamentary Committee	313,371.00	
OE/Postage Telephone	923,057.00	
OE/Stationery	580,542.95	
OE/Vehicle Maintenance	2,224,143.60	
OE/Wages	4,333,201.00	
Purchase of Vehicle	107,702.00	

CDB CONSOLIDATED		
Trial Balance		
1-Apr-2018 to 31-Mar-2019		
Particulars	1-Apr-2018 to 31-Mar-2019	
	Closing Balance	
	Debit	Credit
Other Charges		
Computer Advance	50,000.00	
House Building Advance	2,700,000.00	
Pension		
Death-Cum-Retirement Gratuity	10,047,431.00	
Pension	56,504,680.00	
Publications		
Publications	132,408.00	
Rent Rates Taxes		
Rent Rates Taxes	2,620,549.00	
Salaries		
Arrears of Pay	84,449.00	
Leave Encashment	4,728,411.00	
Leave Travel Concession	911,879.00	
Pension Contribution	2,192,096.00	
Salaries / Bonus	1,150,758.00	
Salaries/Children Education Allowance	1,494,564.00	
Salaries / Dearness Allowance	9,838,264.00	
Salaries / Deputation Duty Allowance	54,000.00	
Salaries/ Dress Allowance	295,000.00	
Salaries / House Rent Allowance	16,630,840.00	
Salaries / Medical Reimbursement	2,443,831.00	
Salaries / Night Duty Allowance	13,534.00	
Salaries / Pay of Officers & Estt	111,338,852.00	
Salaries / Transport Allowance	7,734,225.00	
Salaries / Washing Allowance	432.00	
Salaries/Island Allowance	99,740.00	
Salaries/Special Compensatory Allowance	199,870.00	
Salaries/Special Duty Allowance	1,127,489.00	
Salaries/Tribal Area Allowance	62,000.00	
Travelling Allowance		
TA of Non Official Members	497,644.00	
TA of Officers and Estt	12,599,039.00	
Aid to Private Nurseries		
Aid to Private Nurseries (Kerala)	175,000.00	
Aid to Private Nurseries (Karnataka)	1,075,000.00	
Aid to Nursery(Andhra Pradesh)	100,000.00	
Aid to Nursery (Tamil Nadu)	750,000.00	
Aid to Private Nurseries(Assam)	100,000.00	
Aid to Private Nurseries (WB)	255,000.00	

CDB CONSOLIDATED		
Trial Balance		
1-Apr-2018 to 31-Mar-2019		
Particulars	1-Apr-2018 to 31-Mar-2019	
	Closing Balance	
	Debit	Credit
AEP		
Andaman & Nicobar Islands	138,444.00	
Andhra Pradesh - General	7,319,517.00	
Andhra Pradesh - SCSP	175,250.00	
Andhra Pradesh - TSP	52,314.00	
Arunachal Pradesh - TSP	16,491.00	
Assam - General	1,882,277.00	
Assam - SCSP	537,447.00	
Assam - TSP	1,355,631.00	
Bihar - General	45,320.00	
Bihar - SCSP	600.00	
Chhattisgarh - General	13,355.00	
Chhattisgarh - TSP	296,013.00	
Goa - General	15,419.00	
Gujarat - General	515,049.00	
Gujarat - SCSP	6,468.00	
Gujarat - TSP	2,688.00	
Karnataka - General	318,341.00	
Karnataka - SCSP	72,600.00	
Karnataka - TSP	7,800.00	
Kerala - General	530,647.00	
Kerala - SCSP	9,022.00	
Kerala - TSP	2,679.00	
Maharashtra - General	32,661.00	
Maharashtra - TSP	223,599.00	
Manipur - General	57,990.00	
Meghalaya (TSP)	118,228.00	
Mizoram (TSP)	143,412.00	
Nagaland (TSP)	60,053.00	
Odisha - General	21,384.00	
Odisha- SCSP	133,000.00	
Puducherry - General	44,631.00	
Puducherry -SCSP	743.00	
Tamil Nadu - General	1,929,522.00	
Tamil Nadu - SCSP	2,726.00	
Telangana - General	103,370.00	
Telangana - TSP	10,272.00	
West Bengal - General	122,095.00	

CDB CONSOLIDATED		
Trial Balance		
1-Apr-2018 to 31-Mar-2019		
Particulars	1-Apr-2018 to 31-Mar-2019	
	Closing Balance	
	Debit	Credit
Coconut Palm Insurance		
CPIS - AP	452,000.00	
CPIS - AP (SCSP)	438,000.00	
CPIS - AP (TSP)	110,000.00	
CPIS - Goa	22,600.00	
CPIS - Goa -SCSP	21,900.00	
CPIS - Goa (TSP)	5,500.00	
CPIS - Karnataka	2,712,000.00	
CPIS - Karnataka (SCSP)	2,628,000.00	
CPIS - Karnataka (TSP)	660,000.00	
CPIS-Maharashtra	225,000.00	
CPIS-Maharashtra(SCSP)	220,000.00	
CPIS-Maharashtra(TSP)	55,000.00	
CPIS - Odisha	90,000.00	
CPIS - Odisha (SCSP)	88,000.00	
CPIS - Odisha (TSP)	22,000.00	
CPIS - Puducherry	339,000.00	
CPIS - Puducherry (SCSP)	328,500.00	
CPIS - Puducherry (TSP)	82,500.00	
CPIS-TN	497,266.00	
CPIS-TN(SCSP)	447,167.00	
CPIS - TN (TSP)	110,000.00	
DSP Farms		
<u>DSPF Neriamangalam</u>		
Receipts		
Coconut Seedlings		2,569,307.00
Farm Produce		1,676,255.00
Misc Receipts (DSPF Neriamanglm)		27,832.10
Payments		
Farm Implmts(Neriamangalam)	81,720.00	
Seednuts/seedlings (Neriamangalam)	8,050.00	
Farm Maint(DSPF Neriamanglm)	3,161,155.00	
Intercropping Expenses(Neriamangalam)	193,740.00	
Maint. of Implements & Tractor(Neriamangalam)	55,436.00	
<u>DSPF Abhayapuri</u>		
Receipts		
Farm Produce		1,024,366.00
Coconut Seedlings(DSPF Abha)		1,567,876.00
Misc Receipts (DSPF Abhaya)		1,925.00
Payments		
Construction (Abhayapuri)	450,000.00	
Farm Maintenance	1,052,633.00	
Maint of Implements & Tractor	140,032.00	

CDB CONSOLIDATED		
Trial Balance		
1-Apr-2018 to 31-Mar-2019		
Particulars	1-Apr-2018 to 31-Mar-2019 Closing Balance	
	Debit	Credit
<u>DSPF Dhali</u>		
Receipts		
Coconut Seedlings (DSPF Dhali)		516,495.00
Farm Produce (DSPF Dhali)		23,448.00
Misc Receipts (DSPF Dhali)		200.00
Payments		
Farm Implements(Dhali)	45,370.00	
Farm Maintenace (Dhali)	2,976,892.00	
Seednuts/seedlings (Dhali)	39,940.00	
Installation of Irg. System(Dhali)	1,322,000.00	
Land Improvement	107,700.00	
Maint. of Implts. and Tractor(Dhali)	591,614.00	
Pits Shading Gapfilling Etc(Dhali)	91,704.00	
<u>DSPF Fulia</u>		
Payments		
Farm Maintenace (Fulia)	806,893.80	
Maint. of Implts. and Tractor(Fulia)	1,650.00	
<u>DSPF Hichachara</u>		
Receipts		
Coconut Seedlings (Hichachara)		803,090.00
Farm Produce (DSPF Hichachara)		1,880.00
Payments		
Farm Implements(Hichachara)	3,875.00	
Farm Maintenace (Hichachara)	960,045.00	
Land Improvement	59,675.00	
Maint. of Implts. and Tractor(Hichachara)	8,220.00	
Pits Shading Gapfilling Etc(Hichachara)	52,550.00	
Seednut / Seedlings	14,400.00	
<u>DSPF Kondagaon</u>		
Receipts		
Coconut Seedlings(DSPF Konda)		2,927,620.00
Farm Produce (DSPF Kondagaon)		1,243,120.00
Misc Receipts (DSPF Kondagaon)		18,379.00
Payments		
Farm Maintenance	1,442,884.00	
Maint of Farm Implts&Tractor	132,275.00	
<u>DSPF Madhepura</u>		
Receipts		
Coconut Seedlings(DSPF Madhe)		471,710.00
Farm Produce (DSPF Madhepura)		573,175.00
Misc Receipts (DSPF Madepura)		28,473.00
Payments		
Installation of Irri. System Including Wells	25,695.00	
Farm Maintenance	382,252.00	
Intercropping Expenses	4,620.00	
Maint. of Implmts & Tractor	222,805.00	

CDB CONSOLIDATED		
Trial Balance		
1-Apr-2018 to 31-Mar-2019		
Particulars	1-Apr-2018 to 31-Mar-2019 Closing Balance	
	Debit	Credit
<u>DSPF Mandya</u>		
Receipts		
Coconut Seedlings(DSPF Mandya)		3,188,350.00
Farm Produce (DSPF Mandya)		2,097,173.00
Misc Receipts (DSPF Mandya)		25,680.00
Payments		
Construction (Mandya)	825,000.00	
Farm Implements (DSPF Mandya)	92,785.00	
Instn. Irrg. System	3,066,650.00	
Farm Maintenance(Mandya)	2,227,079.00	
Intercropping Expenses	47,147.00	
Maint of Implements & Tractor(Mandya)	228,661.00	
<u>DSPF Palghar</u>		
Receipts		
Coconut Seedlings (DSPF, Palghar)		2,391,140.00
Farm Produce(DSPF, Palghar)		53,880.00
Misc. Receipts (DSPf, Palghar)		180.00
Payments		
Farm Implements(Palghar)	1,078.00	
Seednuts/Seedlings (Palghar)	11,460.00	
Farm Maintenace(Palghar)	2,026,411.00	
Maint. of Implts. and Tractor(Palghar)	170,438.40	
<u>DSPF Pitapally</u>		
Receipts		
Coconut Seedlings(DSPF Pitappilly)		455,613.00
Farm Produce(DSPF Pittapilly)		1,651,071.00
Misc. Receipts (Pitapalli)		100.00
Payments		
Construction (DSPF Pitapilly)	4,761,869.00	
Farm Implements(Pitapilly)	42,895.00	
Farm Maintenace(Pitapilli)	2,367,128.00	
Intercropping Expenses(Pitapilli)	13,480.00	
Maint. of Implts. and Tractor(Pitapilli)	201,924.00	
<u>DSPF Vegiwada</u>		
Receipts		
Coconut Seedlings(DSPF Vegi)		3,910,220.00
Farm Produce (Vegiwada)		1,430,710.00
Misc Receipts (DSPF Vegiwada)		18,260.00
Payments		
Farm Maintenance(Vegiwada)	2,198,652.00	
Maint of Farm Impts & Tractor(Vegiwada)	324,737.00	

CDB CONSOLIDATED		
Trial Balance		
1-Apr-2018 to 31-Mar-2019		
Particulars	1-Apr-2018 to 31-Mar-2019	
	Closing Balance	
	Debit	Credit
Information Technology		
Information Centre Cum Library	288,325.00	
IT/ Awards & Contests	30,368.00	
IT/ Exhibition & Fairs	5,228,100.00	
IT/FOCT	9,970,652.00	
IT/FOCT(SCSP)	9,864.00	
IT/FOCT(TSP)	4,543.00	
IT/Hardware and Software Devpt	4,426,267.00	
IT/ Maint. of Computer System	1,310,634.00	
IT/ Media Support	25,451,278.00	
IT/ Miscellaneous	437,927.00	
IT/ Publication & Honorarium	6,108,927.00	
IT/ Seminars and Workshops	17,048,287.40	
IT/ Training Programme	2,497,651.90	
Integrated Farming		
IF - AP (SCSP)	8,411,000.00	
IF - AP (TSP)	2,535,000.00	
IF - Arunachal (TSP)	3,900,000.00	
IF - Assam (SCSP)	882,000.00	
IF - Assam (TSP)	3,017,000.00	
IF-Goa (SCSP)	117,500.00	
IF - Goa (TSP)	1,000,000.00	
IF - Gujarat (SCSP)	241,000.00	
IF - Karnataka (TSP)	3,772,000.00	
IF - Kerala (SCSP)	20,764,534.00	
IF - Kerala (TSP)	1,412,333.00	
IF-Lakshadweep - TSP	320,000.00	
IF - Manipur (SCSP)	9,000.00	
IF - Manipur (TSP)	329,000.00	
IF - Meghalaya (TSP)	2,915,900.00	
IF - Mizoram (TSP)	1,100,000.00	
IF - Nagaland (TSP)	1,470,000.00	
IF - Puducherry (SCSP)	1,216,000.00	
IF - Telengana (SCSP)	298,000.00	
IF-Tripura (SCSP)	3,074,000.00	
IF - Tripura (TSP)	14,000.00	
IF _ Karnataka (SCSP)	17,008,000.00	
IF _ TN (SCSP)	2,423,000.00	
Integrated Farming(Andhra Pra)	14,558,000.00	
Integrated Farming(Assam)	13,601,000.00	
Integrated Farming(Goa)	7,267,000.00	
Integrated Farming (Gujarat)	722,000.00	
Integrated Farming(Karnataka)	82,470,000.00	
Integrated Farming(Kerala)	45,569,354.00	
Integrated Farming (Manipur)	390,000.00	
Integrated Farming(Pondichery)	1,652,500.00	
Integrated Farming(Tamil Nadu)	2,461,000.00	
Integrated Farming - Telangana	197,000.00	

CDB CONSOLIDATED		
Trial Balance		
1-Apr-2018 to 31-Mar-2019		
Particulars	1-Apr-2018 to 31-Mar-2019 Closing Balance	
	Debit	Credit
Integrated Farming(Tripura)	2,712,000.00	
IF - Chattisgarh (SCSP)	5,212.00	
IF - Chattisgarh (TSP)	106,354.00	
Integrated Farming(Chattisgarh)	181,630.00	
IF-Karnataka (SCSP)	36,155,831.00	
IF - Karnataka (TSP)	14,793,178.00	
Integrated Farming(Karnataka)	70,818,248.00	
IF - AP (SCSP)	6,421,070.00	
Integrated Farming(Andhra Pra)	66,146,164.00	
IF-TN (SCSP)	6,876,352.50	
Integrated Farming(Tamil Nadu)	115,505,161.50	
IF-Assam (SCSP)	1,309,223.00	
IF - Assam (TSP)	878,732.00	
Integrated Farming(Assam)	6,025,247.00	
Integrated Farming(Bihar)	48,625.00	
IF - Maharashtra (SCSP)	42,124.00	
IF - Maharashtra(TSP)	1,950.00	
Integrated Farming (Maharashtra)	1,349,631.00	
IF - Odisha (SCSP)	308,129.00	
IF - Odisha (TSP)	59,226.00	
Integrated Farming(Orissa)	4,524,820.00	
IF - Gujarat (SCSP)	113,000.00	
IF - Gujarat (TSP)	56,100.00	
Integrated Farming (Gujarat)	16,277,325.00	
IF-W.Bengal (SCSP)	385,925.00	
IF - W Bengal (TSP)	29,100.00	
Integrated Farming(W. Bengal)	32,583,330.00	
Kera Suraksha Insurance		
Kera Suraksha Insurance	389,857.00	
Market Promotion & Statistics		
Mktg/Market Promotion Expenses	4,133,742.00	
Mktg/Surveys & Evaluation Studies	289,453.00	
Regional Coconut Nursery		
Cost of Seednuts (Hichachara)	52,000.00	
Cost of Seednuts(Kondagaon)	465,500.00	
Cost of Seednuts (Mandya)	1,363,178.00	
Cost of Seednuts (Neriamangalam)	691,510.00	
Cost of Seednuts	9,332,264.55	
Maint. Expenses of Nursery	3,616,902.00	
Transportation Charges of Seednuts	1,730,124.90	
RCN - Lakshadweep (TSP)	160,000.00	
RCN - Meghalaya (TSP)	160,000.00	
Regional Nursery (AP)	1,600,000.00	
Regional Nursery(Gujrat)	800,000.00	
Regional Nursery(Maharashtra)	1,600,000.00	
Regional Nursery (Nagaland)	160,000.00	
Regional Nursery (Telengana)	800,000.00	
Regional Nursery (TN)	6,400,000.00	

CDB CONSOLIDATED		
Trial Balance		
1-Apr-2018 to 31-Mar-2019		
Particulars	1-Apr-2018 to 31-Mar-2019	
	Closing Balance	
	Debit	Credit
Replanting and Rejuvenation		
Replanting & Rejuvenation (AP)	104,590,351.00	
Replanting & Rejuvenation - Assam	14,481,100.00	
Replanting & Rejuvenation (Goa)	1,012,226.00	
Replanting & Rejuvenation (Karnataka)	74,129,628.00	
Replanting & Rejuvenation (Kerala)	75,136,202.00	
Replanting & Rejuvenation (TN)	83,881,960.00	
Replanting & Rejuvenation - Tripura	693,053.00	
R & R - AP (SCSP)	31,600,863.00	
R & R - AP (TSP)	31,822,536.00	
R & R - Assam (SCSP)	4,618,800.00	
R & R - Assam (TSP)	3,275,100.00	
R & R - Goa (SCSP)	985,220.00	
R & R - Goa (TSP)	240,054.00	
R & R - Karnataka (SCSP)	40,229,276.00	
R & R - Karnataka (TSP)	11,773,346.00	
R & R - Kerala (SCSP)	27,143,009.00	
R & R - Kerala (TSP)	10,882,698.00	
R & R - Mizoram (TSP)	671,250.00	
R & R - Nagaland (TSP)	541,900.00	
R & R - TN (SCSP)	153,962,400.00	
R & R - TN (TSP)	5,673,500.00	
R & R - Tripura (SCSP)	18,568.00	
R & R - Tripura (TSP)	548,109.00	
Spl. Package - Gaja (TN)		
Spl. Package - Gaja (TN)	669,023,138.00	
Spl. Package - Gaja TN (SCSP)	161,221,381.00	
Spl. Package - Gaja TN (TSP)	89,771,751.00	
Tech.Mission on Coconut		
Tech Misn/ Adoptn of Tech(Process)	15,907,310.00	
Tech Misn/ Aqstn.Trg.&Demon.of Tech (Process)	2,845,000.00	
Tech Misn/Demon.of Technologies(Mgt)	2,035,000.00	
Tech Misn/Dev.of Technologies(Mgt)	6,464,805.00	
Tech Misn/Dev of Technologies (Mgt) (TSP)	1,161,000.00	
Tech Misn/Dev of Technologies (Process) (TSP)	2,736,500.00	
Tech Misn/Devt of Technologies (Process)	14,379,029.00	
Tech Misn/Market Research	416,375.00	
Tech.Misn/Technical Support & External Evaluation	7,618,656.00	
Technical Services		
Construction (Hichachara)	34,367,200.00	
Construction RO Patna	3,255,363.00	
Technical Services	34,875,978.95	

CDB CONSOLIDATED		
Trial Balance		
1-Apr-2018 to 31-Mar-2019		
Particulars	1-Apr-2018 to 31-Mar-2019	
	Closing Balance	
	Debit	Credit
Tech. Demonstration		
Tech/Energy & Water Charges	492,444.00	
Tech/Miscellaneous	1,830,233.00	
Tech/Electronic Equipments	398,700.00	
Tech/Lab Equipments	216,249.00	
Tech / Wages	2,151,661.00	
Tech/Pilot Testing Plant	69,318.00	
Training Expenses	258,413.00	
Training Receipts		842,808.00
Diff. in Opening Balances		
HQ		225,684,797.03
Term Deposits		60,000,000.00
HQ (KGB)		749,251.00
HQ(HDFC)		724,000.00
HQ (Palm Insurance)		22,244,603.21
HQ (Pension Fund)		3,109.99
HQ (Canara Bank)		15,308,603.00
DSPF Abhayapuri		1,289,532.74
DSPF Dhali		423,646.49
DSPF Hichachara		650,442.21
DSPF Kondagaon		654,510.02
DSPF Madhepura		816,911.13
Cash In Hand(Madhepura)		62,000.00
DSPF Mandya		1,654,190.61
DSPF Palghar		518,394.25
DSPF Pitapally		631,902.00
DSPF Vegiwada		519,597.27
DSPF Neriamangalam		2,900,469.79
RO Bangalore		5,074,567.60
SC Vijayawada		869,337.72
RO Chennai		716,311.05
RO Guwahati		404,927.70
RO Guwahati IF		351,696.00
RO Patna		348,602.50
SC Thane		142,107.00
SC Odisha		456,068.83
MDIC New Delhi		1,656,607.12
CIT Vazhakkulam		1,246,662.25
CIT Neera		1,180,728.65
SC Kolkata		1,025,809.03
SC Port Blair		190,963.00
Training A/c Vazhakulam		1,055,268.20
Funds in Transfer		600,000.00
<u>AEP</u>		
HQ - Ernakulam		1,097.00
Ros - Bangalore		14,208.00
Chennai		236,819.00
Guwahati		424,212.50
Patna		200,000.00
SCs - Kolkata		300,099.68
Odisha		9,351.00
Port Blair		16,225.04

CDB CONSOLIDATED		
Trial Balance		
1-Apr-2018 to 31-Mar-2019		
Particulars	1-Apr-2018 to 31-Mar-2019	
	Closing Balance	
	Debit	Credit
Thane		53,043.05
Vijayawada		21,454.32
MDIC - Delhi		116,471.00
DSPF-Kondagaon		13,456.75
Grand Total	3,165,206,881.34	3,165,206,881.34
-		

COCONUT DEVELOPMENT BOARD, KOCHI -11


Balance Sheet as at 31/03/2019

(Amount - Rs.)


	Schedule	2018-2019	2017-2018
<u>CORPUS/CAPITAL FUND AND LIABILITIES</u>			
Corpus/Capital Fund	1	472,292,157.09	408,469,162.79
Current Liabilities and Provisions	2	135,621,057.10	147,493,408.08
TOTAL		607,913,214.19	555,962,570.87
<u>ASSETS</u>			
Fixed Assets	3	145,341,788.00	150,250,933.00
Current Assets, Loans, Advances etc.	4	462,571,426.19	405,711,637.87
TOTAL		607,913,214.19	555,962,570.87
Significant Accounting Policies	14		
Notes on Accounts	15		



Finance Officer



Secretary



Chairman

COCONUT DEVELOPMENT BOARD, KOCHI - 11
Income and Expenditure Account for the year ended 31/03/2019

(Amount - Rs.)


	Schedule	2018-2019	2017-2018
<u>INCOME</u>			
Income from Sales/Services	5	34,334,720.00	73,749,226.37
Grants/Subsidies	6	2,760,630,497.73	1,882,268,069.61
Interest earned	7	5,165,219.00	2,594,596.00
Income from Royalty/ Publication	8	714,391.00	858,965.00
Other Income	9	4,668,448.29	7,304,719.50
Stock of Publications, etc.	10	(8,424,927.64)	(5,641,924.36)
TOTAL (A)		2,797,088,348.38	1,961,133,652.12
<u>EXPENDITURE</u>			
Establishment Expenses	11	236,144,273.00	266,739,115.00
Other Administrative Expenses	12	19,888,140.18	22,982,448.31
Expenditure on Grants, Subsidies, etc.	13	2,467,755,192.90	1,551,908,881.30
Depreciation		16,142,577.00	12,136,104.00
TOTAL (B)		2,739,930,183.08	1,853,766,548.61
Balance being Income over Expenditure (A-B)		57,158,165.30	107,367,103.51
(Transferred to Corpus/Capital Fund)		57,158,165.30	107,367,103.51
Significant Accounting Policies	14		
Notes on Accounts	15		



Finance Officer



Secretary



Chairman

Schedule - 1

Coconut Development Board, Kochi - 11

Schedules forming part of Balance Sheet as at 31/03/2019

(Amount - Rs.)

	2018-2019		2017-2018	
SCHEDULE 1 - <u>CORPUS/CAPITAL FUND</u>				
Balance at the beginning of the year	408,469,162.79		284,755,240.28	
Add: Amount utilized for acquisition of Fixed Assets	6,664,829.00		16,374,320.00	
	415,133,991.79		301,129,560.28	
<u>Less:</u> Book value of asset disposed	-		27,501.00	
	415,133,991.79		301,102,059.28	
<u>Add:</u> Excess of Income over Expenditure	57,158,165.30		107,367,103.51	
		472,292,157.09		408,469,162.79
Balance at the year end		472,292,157.09		408,469,162.79

Secretary

Schedule - 2

Coconut Development Board, Kochi -11
Schedules forming part of Balance Sheet as at 31/03/2019

(Amount - Rs.)

	2018-2019		2017-2018	
<u>SCHEDULE 2 - CURRENT LIABILITIES AND PROVISIONS</u>				
<u>Outstanding Liabilities</u>				
Salaries and Allowances	15,594,787.00		11,229,043.00	
Pension	7,105,775.00		15,683,165.00	
Travelling Allowance	533,763.00		226,872.00	
Office Expenses	888,501.00		897,765.00	
Rent, Rates & Taxes	60,000.00		98,330.00	
Technology Demonstration	221,434.00		257,984.00	
Technology Mission	140,647.00		21,405.00	
Information Technology	223,774.00		1,759,732.00	
Integrated Farming	-		169,612.00	
Market Promotion and Statistics	134,225.00		65,844.00	
Technical Service	1,758,315.00		4,381,811.00	
Establishment of DSP Farms	213,806.00	26,875,027.00	85,641.00	34,877,204.00
<u>Other Current Liabilities</u>				
EMD/Security Deposit	18,649,331.60		4,340,457.60	
Assistance by Govt. of Kerala-Neera Project	14,785,000.00		-	
Unspent Grant-in-aid	75,096,238.50		104,361,169.48	
Advance for Seedlings	215,460.00		3,877,327.00	
GSLIS	-	108,746,030.10	37,250.00	112,616,204.08
Total		135,621,057.10		147,493,408.08



Secretary

Schedule - 3

Coconut Development Board, Kochi -11
Schedules forming part of Balance Sheet as at 31/03/2019

(Amount - Rs.)

SCHEDULE 3 - FIXED ASSETS		Gross Block			Depreciation				Net Block	
DESCRIPTION	Cost/Valuation at the beginning of the year 01.04.2018	Additions during the year	Deductions during the year	Cost/Valuation at the year end 31.03.2019	As at the beginning of the year 01.04.2018	For the current year	On deductions till the date of disposal	Total upto the year end 31.03.2019	As at the current year end 31.03.2019	As at the previous year end 31.03.2018
A. FIXED ASSETS										
1 LAND										
Free hold Land (TDC)	600000.00	0.00	0.00	600000.00	0.00	0.00	0.00	0.00	600000.00	600000.00
2 BUILDINGS (10%)										
On freehold Land (TDC)	16823004.00	0.00	0.00	16823004.00	10499474.00	659406.00	0.00	11158880.00	5664124.00	6323530.00
On leasehold Land	149728178.00	38557453.00	0.00	188285631.00	78280950.00	10806172.00	0.00	89087122.00	99198509.00	71447228.00
Ownership Flats	9666877.00	0.00	0.00	9666877.00	6212653.00	345423.00	0.00	6558076.00	3108801.00	3454224.00
3 FURNITURE&OFFICE EQUIPMENTS (10%)	12509346.00	1300247.00	0.00	13809593.00	8710788.00	447510.00	0.00	9158298.00	4651295.00	3798558.00
4 PLANT & MACHINERY										
1) PLANT & MACHINERY (15%)	1646620.00	0.00	0.00	1646620.00	1512532.00	20113.00	0.00	1532645.00	113975.00	134088.00
2) VEHICLES (15%)	19229631.00	107702.00	0.00	19337333.00	12695053.00	988265.00	0.00	13683318.00	5654015.00	6534578.00
3) COMPUTER PERIPHERALS (40%)	33054942.00	978800.00	0.00	34033742.00	32224199.00	708338.00	0.00	32932537.00	1101205.00	830743.00
4) LABORATORY EQUIPMENTS (20%)	14155986.00	95580.00	0.00	14251566.00	11124099.00	430351.00	0.00	11554450.00	2697116.00	3031887.00
5) OTHER ASSETS (15%)	31884396.00	4145755.00	0.00	36030151.00	25099748.00	1736999.00	0.00	26836747.00	9193404.00	6784648.00
TOTAL OF CURRENT YEAR	289298980.00	45185537.00	0.00	334484517.00	186359496.00	16142577.00	0.00	202502073.00	131982444.00	102939484.00
PREVIOUS YEAR	284171711.00	6890647.00	1763378.00	289298980.00	175959269.00	12136104.00	1735877.00	186359496.00		
B. CAPITAL WORK-IN-PROGRESS									13359344.00	47311449.00
TOTAL									145341788.00	150250933.00



Secretary

Coconut Development Board, Kochi -11


Schedules forming part of Balance Sheet as at 31/03/2019

(Amount - Rs.)

SCHEDULE 4 - <u>CURRENT ASSETS, LOANS & ADVANCES</u>		2018-2019		2017-2018	
A <u>Current Assets</u>					
1	Cash with various banks	371,765,052.26		290,962,054.73	
2	Fund in Transit	-		600,000.00	
3	Term Deposits	-	371,765,052.26	60,000,000.00	351,562,054.73
B <u>Loans, Advances and other Assets</u>					
1	<u>Advances to staff</u>				
	House Building Advance	3,480,975.00		1,175,580.00	
	Motor Car Advance	-		2,130.00	
	Scooter Advance	26,435.00		55,915.00	
	Computer Advance	108,940.00		109,555.00	
	Cycle Advance	-	3,616,350.00	280.00	1,343,460.00
2	<u>Other Advances</u>				
	Infrastructure and Administration	274,400.00		274,400.00	
	DSP Farms	80,000.00	354,400.00	88,000.00	362,400.00
3	<u>Rent Advances</u>				
	Infrastructure and Administration		495,000.00		495,000.00
C/o			376,230,802.26		353,762,914.73

(Amount - Rs.)

	2018-2019		2017-2018	
SCHEDULE 4 - <u>CURRENT ASSETS, LOANS & ADVANCES</u> (contd)				
B/f		376,230,802.26		353,762,914.73
B. <u>Loans, Advances and other Assets</u> (contd..)				
4 Accrued Interest on Term Deposits		-		266,301.00
5 Stock of Publications, Seedlings etc.		4,178,422.50		12,603,350.14
6 Penal Interest receivable from Department of Agriculture, Government of Tamilnadu		-		2,834,095.00
7 Deposit for Works		75,769,960.00		36,244,977.00
8 GST Input Credit		3,058,977.43		-
9 Deposit with NIC for e-Office		3,333,264.00		
Total (A+B)		462,571,426.19		405,711,637.87




Secretary

Schedule - 5**Coconut Development Board, Kochi - 11**Schedules forming part of Income and Expenditure Account for the year ended 31/03/2019

(Amount - Rs.)

	2018-2019	2017-2018
<u>SCHEDULE 5 - INCOME FROM SALES/SERVICE</u>		
<u>Income from Sales/Service</u>		
Sale of Seedlings	18,801,421.00	50,489,481.50
Sale of Farm Produce	9,775,078.00	17,544,495.00
Application Fee	309,740.00	245,087.00
Guest Room Rent	137,590.00	168,275.00
Technology Transfer Fee	131,500.00	95,500.00
Analytical Fee	1,604,159.00	888,914.87
CPS/CPF Registration Fee	189,321.00	240,590.00
RCMC Fee	2,295,000.00	2,945,900.00
Training Fee	842,808.00	546,250.00
Neera and Neera Products	222,413.00	422,811.00
AFS Sales	25,690.00	161,922.00
Total	34,334,720.00	73,749,226.37


Secretary

Schedule - 6

Coconut Development Board, Kochi - 11Schedules forming part of Income and Expenditure Account for the year ended 31/03/2019

(Amount - Rs.)

	2018-2019	2017-2018
SCHEDULE 6 - <u>GRANTS/SUBSIDIES</u>		
Grant from Government of India received during the year	2,644,000,000.00	1,960,000,000.00
<u>Add</u> : Unspent Grant from previous year	104,361,169.48	-
<u>Add</u> : Unspent Grant realised during the year	20,494,452.75	-
	2,768,855,622.23	1,960,000,000.00
<u>Less</u> : Amount utilized for acquisition of Fixed Assets	6,664,829.00	16,374,320.00
<u>Less</u> : Unspent Grant -in-aid	1,560,295.50	61,357,610.39
Total	2,760,630,497.73	1,882,268,069.61


Secretary

Schedule - 7**Coconut Development Board, Kochi - 11**Schedules forming part of Income and Expenditure Account for the year ended 31/03/2019

(Amount - Rs.)

	2018-2019	2017-2018
<u>SCHEDULE 7 - INTEREST EARNED</u>		
Interest on Term Deposits	4,153,672.00	1,793,850.00
<u>Add:</u> Accrued during the year	-	266,301.00
	4,153,672.00	2,060,151.00
<u>Less:</u> Accrued during the previous year	266,301.00	480,521.00
	3,887,371.00	1,579,630.00
Interest on HBA	1,138,329.00	953,656.00
Interest on Car Advance	59,101.00	13,000.00
Interest on SB A/c	350.00	-
Interest on Scooter Advance	27,389.00	25,485.00
Interest on Computer Advance	52,679.00	22,825.00
Total	5,165,219.00	2,594,596.00


Secretary

Schedule - 8**Coconut Development Board, Kochi-11**

Schedules forming part of Income and Expenditure Account for the year ended 31/03/2019

(Amount - Rs.)

SCHEDULE 8 - <u>INCOME FROM ROYALTY /PUBLICATIONS</u>	2018-2019	2017-2018
Income from Publications	714,391.00	858,965.00
Total	714,391.00	858,965.00



Secretary

Schedule - 9**Coconut Development Board, Kochi - 11**

Schedules forming part of Income and Expenditure Account for the year ended 31/03/2019

(Amount - Rs.)

	2018-2019	2017-2018
SCHEDULE 9 - <u>OTHER INCOME</u>		
Licence Fee	27,327.00	43,219.00
Miscellaneous Receipts	1,582,143.86	4,257,336.50
Sale of Vehicle	-	144,087.00
Road Tax (Tractor Madhepura)	-	25,982.00
Penal Interest due from Department of Agriculture, Govt. of Tamilnadu	-	2,834,095.00
GST Input Credit	3,058,977.43	-
Total	4,668,448.29	7,304,719.50

Secretary

Schedule - 10

Coconut Development Board, Kochi - 11Schedules forming part of Income and Expenditure Account for the year ended 31/03/2019

(Amount - Rs.)

	2018-2019	2017-2018
SCHEDULE 10 - <u>STOCK OF PUBLICATIONS, COCONUT SEEDLINGS, COCONUTS etc.</u>		
Publications	516,060.00	521,800.00
Coconut Seedlings	1,483,822.00	11,583,516.00
Coconuts	2,153,603.00	438,939.00
Neera and Neera Products	24,937.50	59,095.14
Total	4,178,422.50	12,603,350.14
Decrease in Stock	(8,424,927.64)	



Secretary

Schedule - 11

Coconut Development Board, Kochi - 11

Schedules forming part of Income and Expenditure Account for the year ended 31/03/2019

(Amount - Rs.)

		2018-2019	2017-2018
<u>SCHEDULE 11 - ESTABLISHMENT EXPENSES</u>			
Salaries & Allowances	160,400,234.00		
<u>Add:</u> Outstanding for current year	15,594,787.00		
	175,995,021.00		
<u>Less:</u> Outstanding for previous year	11,229,043.00	164,765,978.00	179,232,408.00
Pension	66,552,111.00		
<u>Add:</u> Outstanding for current year	7,105,775.00		
	73,657,886.00		
<u>Less:</u> Outstanding for previous year	15,683,165.00	57,974,721.00	77,019,871.00
Travelling Allowance	13,096,683.00		
<u>Add:</u> Outstanding for current year	533,763.00		
	13,630,446.00		
<u>Less:</u> Outstanding for previous year	226,872.00	13,403,574.00	10,486,836.00
Total		236,144,273.00	266,739,115.00

Secretary

Schedule - 12

Coconut Development Board, Kochi - 11

Schedules forming part of Income and Expenditure Account for the year ended 31/03/2019

(Amount - Rs.)

		2018-2019	2017-2018
SCHEDULE 12 - <u>OTHER ADMINISTRATIVE EXPENSES</u>			
Office Expenses	17,800,527.18		
<u>Add</u> : Outstanding for current year	888,501.00		
	18,689,028.18		
<u>Less</u> : Outstanding for previous year	897,765.00		
<u>Less</u> : Due from Directorate of Cashewnut Development	696,250.00	17,095,013.18	20,049,074.31
Publications		132,408.00	142,730.00
Rent, Rates and Taxes	2,620,549.00		
<u>Add</u> : Outstanding for current year	60,000.00		
	2,680,549.00		
<u>Less</u> : Outstanding for previous year	98,330.00	2,582,219.00	2,790,644.00
Deposit (CPWD) Written off		78,500.00	-
Total		19,888,140.18	22,982,448.31

Secretary

Schedule - 13

Coconut Development Board, Kochi - 11

Schedules forming part of Income and Expenditure Account for the year ended 31/03/2019

(Amount - Rs.)

		2018-2019	2017-2018
<u>SCHEDULE 13 - EXPENDITURE ON GRANTS, SUBSIDIES ETC.</u>			
Establishment of DSP Farms	21,896,197.20		
<u>Add:</u> Outstanding for current year	213,806.00		
	22,110,003.20		
<u>Less:</u> Outstanding for previous year	85,641.00	22,024,362.20	22,304,663.00
Establishment of Regional Coconut Nursery		28,931,479.45	27,170,752.00
Aid to Registered/Approved/Private Nurseries		2,455,000.00	3,087,546.00
Project for Expansion of Area under Coconut		16,317,058.00	21,863,798.50
Integrated Farming for Productivity Improvement	628,830,809.00		
<u>Less:</u> Outstanding for previous year	169,612.00	628,661,197.00	696,447,709.00
Technology Demonstration	4,001,764.00		
<u>Add:</u> Outstanding for current year	147,816.00		
	4,149,580.00		
<u>Less:</u> Outstanding for previous year	257,984.00	3,891,596.00	6,882,342.00
Market Promotion & Statistics	4,423,195.00		
<u>Add:</u> Outstanding for current year	134,225.00		
	4,557,420.00		
<u>Less:</u> Outstanding for previous year	65,844.00	4,491,576.00	10,134,770.00
Information Technology	68,453,360.30		
<u>Add:</u> Outstanding for current year	223,774.00		
	68,677,134.30		
<u>Less:</u> Outstanding for previous year	1,759,732.00	66,917,402.30	74,329,709.80
C/o		773,689,670.95	862,221,290.30

(Amount - Rs.)

		2018-2019	2017-2018
SCHEDULE 13 - <u>EXPENDITURE ON GRANTS, SUBSIDIES ETC.</u> (contd.)			
b/f			
Technology Mission on Coconut	53,563,675.00	773,689,670.95	862,221,290.30
<u>Add:</u> Outstanding for current year	140,647.00		
	53,704,322.00		
<u>Less:</u> Outstanding for previous year	21,405.00	53,682,917.00	143,280,286.00
Infrastructure, Administration and Technical Services	34,875,978.95		
<u>Add:</u> Outstanding for current year	1,758,315.00		
	36,634,293.95		
<u>Less:</u> Outstanding for previous year	4,381,811.00	32,252,482.95	32,498,552.00
Replanting and Rejuvenation of Coconut Garden		677,911,149.00	509,589,650.00
Coconut Palm Insurance Scheme		9,554,433.00	3,250,000.00
Kera Suraksha Insurance Scheme		389,857.00	313,558.00
CIT Vazhakulam, Training Expenses		258,413.00	103,775.00
Grant-in-aid to Bidhan Chandra Krishi Viswavidyalaya, West Bengal -written off		-	651,770.00
Gaja Cyclone - Relief Package for Tamilnadu		920,016,270.00	-
Total		2,467,755,192.90	1,551,908,881.30

Secretary

COCONUT DEVELOPMENT BOARD, KOCHI - 11
Receipts and Payments Account for the year ended 31/03/2019

(Amount - Rs.)


Receipts	2018-19	2017-18	Payments	2018-19	2017-18
<u>Opening Balances</u>			<u>Infrastructure & Administration</u>		
<u>Headquarters</u>			<u>Salaries</u>		
State Bank of India, Ernakulam	225,684,797.03	287,169,569.53	Pay of Officers & Establishment	111,338,852.00	95,375,405.00
SBI Term Deposits	60,000,000.00	71,659,256.00	Dearness Allowance	9,838,264.00	19,272,304.00
SBI Pension Fund A/c	3,109.99	18,460.49	House Rent Allowance	16,630,840.00	13,782,908.00
SBI Area Expansion Programme	1,097.00	76,614.00	Bonus	1,150,758.00	1,224,640.00
State Bank of India, Ernakulam (Rejuvenation)	-	48,566,972.50	Deputation Duty Allowance	54,000.00	43,607.00
Union Bank of India	-	44,248.00	Leave Travel Concession	911,879.00	1,242,325.00
Canara Bank	15,308,603.00	37,228,206.00	Medical Reimbursement	2,443,831.00	2,656,227.00
Kerala Gramin Bank	749,251.00	5,997,313.00	Transport Allowance	7,734,225.00	7,618,129.00
South Indian Bank	-	128,607.00	Children Education Allowance	1,494,564.00	1,277,316.00
Federal bank	-	163,808.00	Washing Allowance	432.00	21,870.00
HDFC	724,000.00	4,748,500.00	Night Duty Allowance	13,534.00	17,309.00
Allahabad Bank (CPIS)	22,244,603.21	3,794,456.42	Special Compensatory Allowance	199,870.00	287,716.00
			Arrears of Pay	84,449.00	21,361,116.00
<u>CIT Aluva</u>			Dress Allowance	295,000.00	245,000.00
State Bank of India, Aluva	1,246,662.25	997,092.00	Special Duty Allowance	1,127,489.00	1,016,787.00
Central Bank of India - Training A/c Vazhakulam	1,055,268.20	613,150.00	Tribal Area Allowance	62,000.00	65,689.00
Central Bank of India - Neera Account	1,180,728.65	820,409.70	Island Allowance	99,740.00	96,632.00
<u>Regional Offices</u>			Pension Contribution	2,192,096.00	2,167,385.00
Bangalore	5,074,567.60	3,707,851.00	Leave Encashment	4,728,411.00	8,376,247.00
- do - Subsidy Account	14,208.00	14,208.00	<u>Pension</u>	56,504,680.00	48,097,796.00
Guwahati	404,927.70	944,265.00	Death cum Retirement Gratuity	10,047,431.00	15,311,213.00
- do - Integrated Farming Account	351,696.00	102,503.00			

- do - Subsidy Account	424,212.50	348,940.50	<u>Travelling Allowance</u>		
Chennai	716,311.05	952,795.92	Officers & Establishment	12,599,039.00	10,028,363.00
- do - Subsidy Account	236,819.00	38,630.00	Non-official Members	497,644.00	598,537.00
Patna	348,602.50	340,674.40			
- do - Subsidy Account	200,000.00	173,194.50	<u>Office Expenses</u>		
<u>State Centres</u>			Books & Periodicals	167,423.00	231,927.00
Bhubaneswar	456,068.83	995,900.00	Vehicle Maintenance	2,224,143.60	1,973,054.00
- do - Subsidy Account	9,351.00	5,000.00	Wages	4,333,201.00	4,216,177.00
Kolkata	1,025,809.03	518,265.59	Stationery	580,542.95	722,846.00
- do - Subsidy Account	300,099.68	14,971.69	Postage & Telephone	923,057.00	1,513,695.00
Vijayawada	869,337.72	483,890.50	Energy & Water Charges	1,937,483.00	1,836,306.00
- do - Subsidy Account	21,454.32	1,228,615.00	Hindi Implementation	464,867.00	421,064.00
Port Blair	190,963.00	116,952.50	Liveries	-	4,620.00
- do - Subsidy Account	16,225.04	16,241.54	Legal Expenses	213,386.00	561,067.00
Thane	142,107.00	571,079.25	Board Meeting	620,256.00	555,470.00
- do - Subsidy Account	53,043.05	53,052.00	Furniture & Office Equipments	287,082.00	777,587.00
MDIC Delhi	1,656,607.12	159,173.12	Maintenance of Office Building	2,399,580.00	4,281,787.00
- do - Subsidy Account	116,471.00	29,334.00	Maintenance of Furniture & Office Equipments	456,002.00	426,556.96
Kondagaon Subsidy Account	13,456.75	14,105.75	Parliamentary Committee	313,371.00	538,716.00
<u>DSP Farms</u>			Advertisement	26,498.00	396,014.00
Abhayapuri	1,289,532.74	1,728,674.48	Audit Fee	-	239,220.00
Kondagaon	654,510.02	1,195,002.72	Miscellaneous	2,971,602.63	2,244,094.35
Madhepura	816,911.13	516,890.33	Rent, Rates and Taxes	2,620,549.00	2,650,922.00
:Cash in hand	62,000.00	-	Publications	132,408.00	142,730.00
Mandya	1,654,190.61	1,363,223.61	Purchase of Vehicle	107,702.00	1,104,907.00
Neriamangalam	2,900,469.79	1,380,375.26	<u>Other Charges</u>		
Pitapally	631,902.00	3,739,936.00	Computer Advance	50,000.00	-
Vegiwada	519,597.27	308,947.77	House Building Advance	2,700,000.00	750,000.00
Palghar	518,394.25	578,136.50	Technical Services	72,498,541.95	66,583,266.00


Dhali	423,646.49	795,202.75	Schemes		
Hichachara	650,442.21	528,112.46	<u>I. Production & Distribution of Planting Material</u>		
Funds in Transit	600,000.00	1,503,701.00	(1) Establishment of DSP Farms		
			Kondagaon	1,575,159.00	1,314,354.00
Grant-in-aid from Government of India	#####	#####	Abhayapuri	1,642,665.00	1,558,292.00
Interest on Term Deposits	4,153,672.00	1,793,850.00	Madhepura	635,372.00	1,087,604.00
Interest on SB A/c	350.00	-	Mandya	6,487,322.00	5,091,791.00
Unspent Grant-in-aid	94,030,395.75	-	Neriamangalam	3,500,101.00	3,635,750.00
Recoveries on			Vegiwada	2,523,389.00	2,521,092.00
House Building Advance	394,605.00	261,710.00	Pitapally	7,387,296.00	2,801,456.00
Motor Car Advance	2,130.00	93,880.00	Palghar	2,209,387.40	3,774,313.00
Scooter Advance	29,480.00	55,440.00	Dhali	5,175,220.00	3,696,175.00
Computer Advance	50,615.00	91,440.00	Hichachara	1,098,765.00	8,577,635.00
Festival Advance	-	108,130.00	Fulia	808,543.80	-
Cycle Advance	280.00	5,700.00			
Rent Advance Refund	-	14,108.00	(2) Establishment of Regional Coconut Nurseries	28,931,479.45	27,170,752.00
Other Receipts			(3) Aid to Registered/Approved/Private Nurseries	2,455,000.00	3,087,546.00
Interest on Car Advance	59,101.00	13,000.00	II. Expansion of Area under Coconut	16,317,058.00	21,863,798.50
Interest on HBA	1,138,329.00	953,656.00	III. Integrated Farming for Productivity Improvement	628,830,809.00	699,756,681.00
Interest on Scooter Advance	27,389.00	25,485.00	IV. Technology Demonstration	5,158,605.00	6,959,489.00
Interest on Computer Advance	52,679.00	22,825.00	V. Market Promotion and Statistics	4,423,195.00	10,217,971.00
Publication Receipts	714,391.00	858,965.00	VI. Information and Information Technology	72,812,824.30	82,604,380.80
Application Fee	309,740.00	245,087.00	VII. Technology Mission on Coconut	53,563,675.00	143,512,918.00
Licence Fee	27,327.00	43,219.00	VIII. Replanting & Rejuvenation of Coconut Gardens	677,911,149.00	537,003,518.00
Technology Transfer Fee	131,500.00	95,500.00	IX. Coconut Palm Insurance Scheme	9,554,433.00	3,250,000.00
CPS/CPF Registration Fee	189,321.00	240,590.00	X. Kera Suraksha Insurance Scheme	389,857.00	313,558.00
RCMC Fee	2,295,000.00	2,945,900.00	XI. Special Package - Gaja	920,016,270.00	-
Sale of Coconut Seedlings	18,801,421.00	50,489,481.50	TDC Vazhakulam - Training Expenses	258,413.00	103,775.00
Guest Room Rent	137,590.00	168,275.00	Seedling Advance	3,661,867.00	582,573.00
Training Fee	842,808.00	546,250.00	GSLIS	37,250.00	-
Farm Produce	9,775,078.00	17,544,495.00	Unspent Grant-in-aid	-	267,816,184.91

Deposit Refund	8,000.00	50,000.00	<u>Closing Balance</u>		
Analytical Charges	1,604,159.00	888,914.87	<u>Headquarters</u>		
Miscellaneous Receipts	1,582,143.86	4,257,336.50	State Bank of India, Ernakulam	336,143,507.09	225,684,797.03
GSLIS	-	37,250.00	SBI Term Deposits	-	60,000,000.00
Due from Directorate of Cashewnut & Cocoa	696,250.00	625,505.00	SBI Pension Fund A/c	3,459.99	3,109.99
Deposit Refund (CPWD)	415,000.00	-	SBI (Area Expansion Programme)	1,097.00	1,097.00
Neera & Neera Products Sales	222,413.00	422,811.00	Canara Bank	-	15,308,603.00
AFS Sales	25,690.00	161,922.00	Kerala Gramin Bank	-	749,251.00
Sale of Vehicle	-	144,087.00	HDFC	-	724,000.00
Earnest Money Deposit	14,308,874.00	2,520,887.60	Allhabad Bank (CPIS)	-	22,244,603.21
Assistance by Govt. of Kerala - Neera Project	14,785,000.00	-	<u>CIT Aluva</u>		
Penal Interest (Tamilnadu)	2,834,095.00		State Bank of India, Aluva	1,406,486.25	1,246,662.25
			Central Bank of India - Training A/c Vazhakulam	1,638,395.55	1,055,268.20
			Central Bank of India - Neera Account	1,358,446.30	1,180,728.65
			<u>Regional Offices</u>		
			Bangalore	8,973,842.60	5,074,567.60
			-do- Subsidy Account	5,000.00	14,208.00
			Guwahati	3,081,929.20	404,927.70
			-do- Integrated Farming Account	-	351,696.00
			-do- Subsidy Account	593,209.50	424,212.50
			Chennai	5,952,658.05	716,311.05
			-do- Subsidy Account	268,680.00	236,819.00
			Patna	109,453.55	348,602.50
			-do- Subsidy Account	199,351.00	200,000.00


			<u>State Centres</u>		
			Bhubaneswar	323,029.27	456,068.83
			-do- Subsidy Account	26,092.00	9,351.00
			Kolkata	1,692,168.48	1,025,809.03
			-do- Subsidy Account	239,507.68	300,099.68
			Vijayawada	642,113.70	869,337.72
			-do- Subsidy Account	1,489,070.00	21,454.32
			Port Blair	59,901.00	190,963.00
			-do- Subsidy Account	16,225.04	16,225.04
			Thane	750,161.10	142,107.00
			-do- Subsidy Account	90,960.50	53,043.05
			MDIC Delhi	876,175.12	1,656,607.12
			-do- Subsidy Account	141,647.60	116,471.00
			Kondagaon Subsidy Account	11,834.25	13,456.75
			<u>DSP Farms</u>		
			Abhayapuri	569,397.49	1,289,532.74
			Kondagaon	428,051.22	654,510.02
			Madhepura	763,026.63	816,911.13
			: Cash in hand	-	62,000.00
			Mandya	239,999.29	1,654,190.61
			Neriamangalam	455,524.04	2,900,469.79
			Pitapally	703,645.00	631,902.00
			Vegiwada	522,512.27	519,597.27
			Palghar	498,267.25	518,394.25
			Dhali	489,597.49	423,646.49
			Hichachara	803,619.51	650,442.21
			Fulia	197,010.25	-
			Funds-in-Transit	-	600,000.00
	#####	#####	Total	3,165,206,881.34	2,532,220,209.25



Finance Officer



Secretary



Chairman

Schedule - 2

Coconut Development Board General Provident FundSchedules forming part of Balance Sheet as at 31/03/2019

(Amount - Rs.)

	2018-19		2017-18	
<u>SCHEDULE 2 - CURRENT LIABILITIES AND PROVISIONS</u>				
Due to Subscribers as per last Balance Sheet	93,985,448.00		89,625,536.00	
<u>Add</u> : Subscription/Refund of Loan	33,449,029.00		28,608,161.00	
<u>Add</u> : Interest payable to Subscribers	7,434,766.00		7,048,873.00	
	134,869,243.00		125,282,570.00	
<u>Less</u> : Advance/Withdrawal by Subscribers	32,192,532.00	102,676,711.00	31,297,122.00	93,985,448.00
Total		102,676,711.00		93,985,448.00

Secretary

Schedule - 3

Coconut Development Board General Provident Fund

Schedules forming part of Balance Sheet as at 31/03/2019

(Amount - Rs.)

	2018-19		2017-18	
SCHEDULE 3 - <u>CURRENT ASSETS, LOANS AND ADVANCES</u>				
A. Current Assets				
1. Cash with Bank (in SB Account)	9,339.34		2,083,824.84	
2. Fixed Deposits	109,050,000.00	109,059,339.34	99,697,777.00	101,781,601.84
B. Loans, Advances and other Assets				
1. Accrued Interest on Fixed Deposits		2,932,694.00		1,748,092.00
Total (A+B)		111,992,033.34		103,529,693.84

Secretary

Schedule - 4**Coconut Development Board General Provident Fund**

Schedules forming part of Income and Expenditure Account for the year ended 31/03/2019

(Amount - Rs.)

	2018-19	2017-18
SCHEDULE 4 - <u>INTEREST RECEIPTS</u>		
Interest on SB Account	229,415.00	186,750.00
Interest on Fixed Deposits matured	4,043,999.00	5,296,423.00
Accrued Interest on Fixed Deposits	2,932,694.00	1,748,092.00
Total	7,206,108.00	7,231,265.00



Secretary


Schedule - 5

Coconut Development Board General Provident Fund

Schedules forming part of Income and Expenditure Account for the year ended 31/03/2019

(Amount - Rs.)

	2018-19	2017-18
SCHEDULE 5 - <u>OTHER ADMINISTRATIVE EXPENSES</u>		
Bank Charges	265.50	265.50
Total	265.50	265.50




Secretary


Coconut Development Board General Provident Fund
Receipts and Payments Account for the year ended 31/03/2019

(Amount - Rs.)


Receipts	2018-19	2017-18	Payments	2018-19	2017-18
<u>Opening Balance</u>			<u>Payment to Subscribers</u>		
Fixed Deposits 99,697,777.00			Withdrawals 20,066,900.00		
SB Account 2,083,824.84	101,781,601.84	96,145,353.34	Advances 1,613,455.00		
			Final Payment 10,512,177.00	32,192,532.00	31,297,122.00
Subscriptions and Recoveries of Advances	33,449,029.00	28,608,161.00	Bank Charges	265.50	265.50
Interest on SB Account	229,415.00	186,750.00			
			<u>Closing Balance</u>		
			Fixed Deposits 109,050,000.00		
Interest on Fixed Deposits	5,792,091.00	8,138,725.00	SB Account 9,339.34	109,059,339.34	101,781,601.84
Total	141,252,136.84	133,078,989.34	Total	141,252,136.84	133,078,989.34



Finance Officer



Secretary



Chairman

Confidential
For Members only

Coconut Development Board
136th Meeting, 23rd June 2019

Subject No.7: Re-appropriation of Funds

The expenditure under the following heads of account exceeded the budget allocation during the financial year 2018-19.

Head of Account	Budget (Rs. in lakhs)	Actual Expenditure (Rs.)	Excess Expenditure (Rs.)	Percentage of variation
Establishment of Regional Coconut Nurseries including DSP Farm Nurseries	240.00	2,89,31,479.00	49,31,479.00	20.55
Technology Mission on Coconut	500.00	5,35,63,675.00	35,63,675.00	7.13
Replanting and Rejuvenation of Coconut Gardens	5951.23	67,79,11,149.00	8,27,88,149.00	13.91
Special Assistance for Gaja cyclone - Tamilnadu	8200.00	92,00,16,270.00	10,00,16,270.00	12.20
Total	14891.23	1,68,04,22,573.00	19,12,99,573.00	12.85

The Board was having savings under the heads Information & Information Technology, DSP Farms, Establishment of Nurseries and Seed Gardens, Expansion of Area under Coconut, Integrated Farming, Technology Demonstration, Market Promotion & Statistics, Infrastructure, Administration & Technical Services, Coconut Palm Insurance, Kera Suraksha Insurance and Centre of Excellence for Coconut. The excess expenditure as mentioned above was met from the savings of these Schemes. The details are shown in the next page.

As per Rule 23(2) of the Coconut Development Board Act, 1979 (5 of 1979), the Board is empowered to re-appropriate the funds between sub heads and heads of expenditure.

The Board may approve the re-appropriation as proposed.

Secretary

Details of Re-appropriation proposed for 2018-19

Head of Account	Amount (Rs.)	Head of Account	Amount (Rs.)
From		To	
Information and Information Technology	6,87,176.00	Establishment of Regional Coconut Nurseries including DSP Farm Nurseries	49,31,479.00
DSP Farms	87,06,719.00	Technology Mission on Coconut	35,63,675.00
Establishment of Nurseries & Seed Gardens	18,01,000.00	Replanting and Rejuvenation of Coconut Gardens	8,27,88,149.00
Expansion of Area under Coconut	2,92,86,942.00	Special Assistance for Gaja cyclone - Tamilnadu	10,00,16,270.00
Integrated Farming	5,16,19,191.00		
Technology Demonstration	9,08,395.00		
Market Promotion, Statistics & EPC	55,76,805.00		
Infrastructure, Administration & Technical Services	3,39,23,276.00		
Coconut Palm Insurance	9,45,567.00		
Kera Suraksha Insurance	1,10,143.00		
Centre of Excellence for Coconut	3,00,00,000.00		
Unspent Grant-in-aid	2,05,00,000.00		
Receipts of the Board	72,34,359.00		
Total	19,12,99,573.00	Total	19,12,99,573.00

Reason for Excess

1. Establishment of Regional Coconut Nurseries including DSP Farm Nurseries

The expenditure under the commercial nursery attached to the DSP Farms of the Board also included under the scheme.

2. Technology Mission on Coconut

The scheme is being implemented on project basis and since more number of research projects were assisted under TMoC during the year and hence the excess expenditure.

3. Replanting and Rejuvenation of Coconut Gardens

Additional allocation for the States of Kerala, Karnataka, Tamilnadu and Andhra Pradesh were considered due to natural calamities during the year. Hence, excess expenditure has been incurred.

4. Special Assistance for Gaja Cyclone, Tamilnadu

Additional allocation under Replanting and Rejuvenation for Tamilnadu of Rs.1000.163 lakh has been rebooked under 'Special Assistance for Gaja Cyclone' as per directions from Ministry.

Reason for Savings1. Information & Information Technology

Due to declaration of election code of conduct all programmes related to publicity and extension activities were cancelled.

2. DSP Farms

As the construction and developmental activities planned for the farms could not be taken up during the year, the fund remained as unutilized.

3. Establishment of Nurseries and Seed Gardens

The savings was due to non receipt of sufficient number of eligible applications under the scheme.

4. Expansion of Area under Coconut

The scheme with higher cost norms in NE States approved in the Action Plan for 2018-19 was not implemented as instructed by the Ministry.

5. Integrated Farming

Due to non-availability of sufficient beneficiaries under SC/ST categories, non-congenial season for implementation on identification of beneficiaries, the full amount could not be utilized during the year.

6. Technology Demonstration

Expenditure incurred by the pilot testing plants at CIT, Aluva and TDC, Guwahati was low and hence the savings.

7. Market Promotion & Statistics

About 7 new schemes were introduced during the year 2018-19 as part of Market Promotion and it took time for the popularization of the scheme. Apart from this participation by Board in international conferences facilitating participation of FPOs also could not be materialized.

8. Infrastructure, Administration & Technical Services

Infrastructure development proposed at the new DSP Farms, Fulia and Palghar could not be materialized during the year and hence the savings.

9. Coconut Palm Insurance

Administrative approval for implementation of the scheme was not received from Kerala and NE states. The scheme could not be implemented in UT of Lakshadweep as the approval was received by the fog end of the year.

10. Kera Suraksha Insurance

The shortfall in insurance is mainly due to non achievement under FoCT in full.

11. Centre of Excellence for Coconut

The provisions made in budget 2018-19 could not be utilized due to the reason that the project was not approved by the Ministry as it is not a scheme of CDB. The Ministry directed the Board to go ahead with infrastructure development following green protocol guideline.

Table 8: Coconut Palm Insurance Scheme - Target for 2019-20			
Sl. No.	State/ UT	Physical (No. of palms in lakh)	Financial (₹ in lakhs)
1	Kerala	0.71	5.00
2	Karnataka	0.71	5.00
3	Tamil Nadu	2.14	15.00
4	Andhra Pradesh	1.43	10.00
5	Odisha	0.29	2.00
6	Maharashtra	0.71	5.00
7	Goa	0.14	1.00
8	Lakshadweep	0.29	2.00
	Total	6.42	45.00

Confidential
For Members only

Coconut Development Board
136th Meeting, 23rd June 2019

Subject No.8: Annual Action Plan 2019-20 for Coconut Development Board Schemes under MIDH at a total budget of ₹21200 lakh

The Ministry of Agriculture and Farmers Welfare, Government of India vide letter No.F.33-6/2019-MIDH dated 29.03.2019, F.18-3/2019-MIDH dated 30.04.2019 and F.4-24/2019-MIDH (CDB & NHB) dated 10.05.2019 has conveyed the administrative approval for implementation of the Coconut Development Board Schemes under Mission for Integrated Development of Horticulture (MIDH) for the year 2019-20 with an allocation of a total amount of ₹21200 lakh with 100% Central assistance. The Ministry has directed to ensure the compulsory earmarking of 10% of allocation for North-Eastern States, 16.6% for Scheduled Caste Sub-Plan (SCSP) and 8.6% under Tribal Sub-Plan (TSP).

Accordingly, a tentative Annual Action Plan 2019-20 for CDB schemes amounting to ₹21200 lakh has been prepared and forwarded to the Ministry. The Ministry vide letter F.33-67/2017-MIDH (AAP) dated 6.06.2019 has approved the Annual Action Plan with an outlay of ₹21190 lakh.

Meanwhile the State wise and Scheme wise allocations have been drafted based on the SCSP (8.42%) and TSP (6.73%) allocations decided in the Executive Committee Meeting of the MIDH held on 13.03.2019 and 5% allocation of budget for North-Eastern States, as per the approval obtained from the Ministry vide letter F.4-12/2019-MIDH (CDB) dated 25.03.2019 considering the lesser area of cultivation and productivity in NE States.

Accordingly an Action Plan for ₹21190 lakh for 2019-20 with 12.80% under SCSP and 7.67% under TSP, with 5% allocation for North-Eastern States has been prepared.

The Action Plan for 2019-20 indicating the Scheme wise allocation for a total amount of ₹21190 lakh, with State wise allocations for field oriented schemes is placed below for kind perusal and ratification of the Board.

Secretary

Confidential
For Members only

Coconut Development Board
136th Meeting, 23rd June 2019

Subject No.9: Sanction of additional fund to Gaja affected area in Tamilnadu from the savings under various schemes for SCSP category – Ratification

Board had received a proposal under "Replanting and Rejuvenation of Coconut Gardens" for SC farmers of Gaja affected area from the Government of Tamilnadu at a total amount of Rs.1342.50 lakh. Considering the emergent nature and as per the instructions from the Chairman, CDB the proposal submitted by the Government of Tamilnadu was processed to extend additional allocation under R&R as per the components, cost norms and pattern of assistance approved by the Ministry for R&R scheme. Since the proposal was specifically for SC farmers and in the 134th Board Meeting, the Board observed that diversion of funds from SCSP cannot be allowed under any circumstances and to ensure 100% utilization of the funds earmarked therein by strictly following the guidelines, the overall savings under SCSP category were ascertained to utilize the same for this purpose. The additional allocation was met from the savings under different component schemes of the Board. The Board received the State Level Administrative Approval for Rs.1342.50 lakh vide G.O.(Ms) No.33 Agriculture (H2) Department dated 4.02.2019.

The total amount of Rs.1342.50 lakh has been reallocated as above and released to the Government of Tamilnadu on 9.01.2019 as per the directions of Chairman, CDB under the scheme "Replanting and Rejuvenation" as per the components, cost norms and pattern of assistance approved by the Ministry.

The Board may kindly ratify the action taken.

Secretary

Confidential
For Members only

Coconut Development Board
136th Meeting, 23rd June 2019

Subject No.10: Construction of Farmers Training Centre cum Administrative Building at DSP Farm, Hichachara, Tripura - Ratification

Coconut Development Board has established a Demonstration cum Seed Production Farm at Hichachara, Tripura. The land for the Farm, measuring 22 ha, was provided by the Government of Tripura for a period of 20 years on lease basis. The lease is extendable on review of positive performance. Farm officials were appointed and farm activities started in a rented building.

During the month of February 2019 the then Chairman visited the office of Chief Engineer, CPWD, Agartala and discussed the matter pertaining to construction of Farmers Training Centre cum Administrative building, Staff quarters, and providing LED street light along the Farm road at DSP Farm, Hichachara. Based on the Board's request CPWD, Agartala inspected the site as a prelude to draw the plan and estimate. After inspection, they had submitted an estimate for construction of Farmers Training Centre cum Administrative building costing Rs.7,57,27,500/-, Staff quarters costing Rs.2,92,47,900/- and Rs.5,31,821/- for providing LED street light in the existing electric poles along the Farm road. Accordingly as per the instruction of the Ex-Chairman an MOU was signed with CPWD, Agartala. However fund was not released to CPWD, Agartala.

In the meantime the present Chairman joined the Board and observed that the present requirements may be confined to a small administrative building-cum-training hall, for the time being, and construction of Quarters and Farmer Accommodation could be considered subsequently. Accordingly it was decided to carry out the construction of Farmers Training Centre cum Administrative building with an area of 450 sq.mtr consisting two floors as per the Preliminary Estimate submitted by CPWD during the month of December 2018. The Preliminary Estimate including contingencies to undertake the above work by CPWD is Rs.2,51,36,200/- (Rupees Two crores fifty one lakh thirty six thousand and two hundred only). A copy of the estimate is annexed.

Since the Board Meeting could not be conducted during the month of March 2019 due to model code of conduct in connection with the Parliament Election, approval of the Chairman was communicated to CPWD, Agartala to undertake the work and fund of Rs.2,51,36,200/- (Rupees Two crores fifty one lakh thirty six thousand and two hundred only) was released to CPWD.

Board may kindly consider the proposal and ratify the decision taken by the Chairman in the best interest of the Board.

Secretary

Confidential
For Members only

Coconut Development Board
136th Meeting, 23rd June 2019

Subject No.11: Proposal for maintenance and interior painting of office building of Coconut Development Board, Regional Office, Guwahati, Assam - Ratification

The Regional Office of the Coconut Development Board at Guwahati, Assam functions in the building owned by the Board which was purchased from the Assam State Co-operative Housing Federation Ltd. (Housefed), Govt. of Assam during 2000-01. The total area of the building is 4200 sq.ft.

The Chief Engineer, PWD (Building), Government of Assam inspected the building on the Board's request on 22.01.2019. After physical verification of the building he has stated that the provision for MS Grill in the Anodized Aluminum windows is essential for safety and security of the office complex. The interior wall painting has been found deteriorated. Based on the recommendation of Chief Engineer, PWD (Building), Government of Assam an estimate was obtained from Assam State Co-operative Housing Federation Ltd. (HOUSEFED), who had actually constructed this building. The estimate for providing, fitting and fixing of M.S. Grill and interior painting work for the building of Coconut Development Board, Regional Office, Housefed Complex, Guwahati comes to Rs.2,33,360/- (Rupees Two lakh thirty three thousand three hundred and sixty only).

Considering the safety and security of the staff and proper maintenance of the office building, action has already been initiated to undertake the work at a total cost of Rs.2,33,360/-.

The Board may kindly ratify the decision taken on the matter.

Secretary

Confidential
For Members only

Coconut Development Board
136th Meeting, 23rd June 2019

Subject No.12: Replacement of office vehicle at State Centre, Thane, Maharashtra

The office vehicle stationed at Thane is more than 20 years old and requires frequent repairs. During the month of October 2018 the registration of the vehicle was over and on inspection by RTO it was suggested to condemn the vehicle as it is not fit for plying on the road. The vehicle was purchased during 1998 at Chennai and was transferred to Thane during 2012. The condition of the vehicle is extremely bad and its frequent brake down during short as well as long journey is affecting day to day functioning of office. They are facing lot of problems while undertaking field visits due to frequent brake down. Details of the vehicle are as follows:

S. No.	Particulars	Vehicle stationed at Thane
1.	Name of Vehicle	TATA Sumo
2.	Make and Model	Tata Motors 1998
3.	Engine No.	483DL41LRP767990
4.	Chassis No.	385003LRQ925728
5.	Registration No.	MH 04 EP 0544
6.	Year of Purchase	1998
7.	Total KMs covered	3,08,199 Kms

The repair of vehicle will incur huge amount and it will not be economical. Moreover, the vehicle fulfills the norms for condemnation.

For condemnation of motor vehicle, Delegation of Financial Powers Rule 13, Schedule VII states, **"Motor vehicles fitted with engines up to 20 hp (RAC) 1.50 lakh KMs or 6½ years whichever is reached later"**.

As per order No.7(2)/E.Coord/2013 dated 18th September 2013 issued by the Secretary (Finance), Ministry of Finance, Department of Expenditure, New Delhi, new vehicles can be purchased against condemned vehicles. Therefore, Board may consider and approve the proposal to condemn the above mentioned vehicle and to replace with a new vehicle at a total cost not exceeding Rs.12.00 lakh (Rupees Twelve lakh only), provided the purchase is done through GEM after observing all codal formalities.

Secretary

Confidential
For Members only

Coconut Development Board
136th Meeting, 23rd June 2019

Subject No.13: Replacement of Farm Tractor at DSP Farm, Mandya, Karnataka

The Tractor stationed at DSP Farm, Mandya is 20 years old and requires frequent repairs. The said Tractor was purchased during 1999. The condition of the Tractor is extremely bad and repairing this tractor is not at all economical. Hence the day to day functioning of the farm is affected. Details of the vehicle are as follows:

1.	Type of Vehicle	:	Tractor
2.	Registration No.	:	KA 11 T 1885
3.	Make	:	Messy Ferguson 135
4.	Colour	:	Red
5.	Chassis No.	:	Y2BD15133
6.	Engine No.	:	S324A23415
7.	Year of Purchase	:	1999
8.	Total hours covered	:	9777.8 hrs

For condemnation of motor vehicle, Delegation of Financial Powers Rule 13, Schedule VII states; ***"The life of a Tractor shall be taken as 10,000 hours or 10 years whichever is reached later"***.

As per rules the Tractor has to cover another 222.2 hours for its condemnation. But repairing of the tractor is not at all economical. Hence, Board may condone the provision under running hours as the Tractor is 20 years old.

As per Order No.7(2)/E.Coord/2013 dated 18.09.2013 issued by the Secretary (Finance), Ministry of Finance, Department of Expenditure, New Delhi, new vehicles

can be purchased against condemned vehicles. Board may consider and approve the proposal to condemn the above mentioned Tractor and to replace with a new Tractor at a total cost not exceeding Rs.6.00 lakh (Rupees Six lakh only).

Since the Tractor was urgently required for the smooth functioning of the Farm, action to purchase the same through GEM as well as disposal of old tractor has already been initiated. The Board may kindly ratify the action taken by the Chairman in the best interest of the Board.

Secretary

Confidential
For Members only

Coconut Development Board
136th Meeting, 23rd June 2019

Subject No.14: Purchase of "Integrated Attendance Device Type-1, Integrated android tablet and single Finger print scanner device housed in rugged casing"

As per the instruction received from the Ministry of Agriculture & Farmers Welfare, Government of India, New Delhi, Aadhaar enabled Biometric Attendance system is being used in all the offices of the Coconut Development Board to mark the attendance. The USB based Finger print scanner device for use with Desktop model Startek FM 220 was purchased during 2015 and was installed in all unit offices. This is an old device and it is found that the NIC prescribed RD Software is not available in these devices. Moreover, to sign the attendance through this system, the computer has to be logged in first. The system installed in all unit offices is old type. Many unit offices are complaining that desktop device is giving frequent troubles and not working properly.

On enquiry officials of NIC informed that they upgrade the software of Aadhaar Based Attendance System (ABAS) quite often. To overcome the present technical problem it is proposed to replace the old desktop system with **"Integrated Attendance device Type-1, Integrated android tablet and single Finger print scanner device housed in rugged casing"**, which is now being used at Headquarters, Kochi. This device can be fixed at the entrance of the office and staff can register their attendance on arrival without logging on to the computer. The proposal was warranted due

to the fact that the present equipment installed in all unit offices was old AEBAS Desktop Fingerprint Scanner system which is not Wi-Fi enabled and updation of software was a problem. Software updation were occurring at a fast pace and hence the equipments become obsolete.

In the light of the above, it is proposed to purchase 22 nos. of new system viz. Integrated Attendance Device Type-1, Integrated android tablet and single Finger print scanner device housed in rugged casing for the installation in all the CDB unit offices. This may cost around Rs.12,000/- per unit. Thus total expected expenditure towards the purchase of 22 units is Rs.2.64 lakh. The purchase of the same will be effected only through GEM. Moreover, all unit offices will be requested to obtain Wi-Fi connection in their respective offices so that the attendance system can function well.

The Board may approve the proposal for the purchase of 22 numbers of "Integrated Attendance Device Type-1, Integrated android tablet and single finger print scanner device housed in rugged casing" at a total cost of Rs.2.64 lakh.

Secretary

Confidential
For Members only

Coconut Development Board
136th Meeting, 23rd June 2019

Subject No.15: Construction of Farmers Training Centre cum Administrative Building at DSP Farm, Dhali, Tamilnadu and ratification of transfer of fund to CPWD, Tamilnadu

Coconut Development Board has established a Demonstration cum Seed Production Farm at Dhali, Thirumoorthy Nagar, Udumalpet Taluk of Tiruppur District, Tamilnadu in the 40 ha land, handed over to the Board by the Government of Tamilnadu during 2014 on lease basis for a period of 33 years. Farm officials were appointed and farm activities have been started in a temporary building.

In the 51st APCC Session held at Kochi during 2nd to 5th February 2015, Government of India proposed for establishing a Centre of Excellence in Coconut. The Ministry has approved the allocation of Rs.3.00 Cr. during 2017-18 for establishment of Centre of Excellence. The matter was discussed in the 27th Meeting of the R&D Committee held on 4th October 2017 and in the 131st Meeting of the Board held on 6th October 2017. Certain clarifications were sought by the Board and Chairman, CDB was authorized to take up the issue with APCC and Ministry. Accordingly a detailed projected report at an estimated cost of Rs.14.90 Cr. was submitted to the MIDH on 24.01.2018. Pending approval, of the project, the CPWD was requested to submit the Preliminary Drawing and Estimate. The estimate submitted by CPWD was for Rs.9.90 Cr. To initiate action, an amount of Rs.3.00 Cr. was deposited with CPWD during March 2018. In the meanwhile APCC has conveyed that APCC cannot extend financial support for the proposed centre.

Since the CoE could not materialize during 2017-18, the advance amount of Rs.3.00 Cr. was re-allocated under Infrastructure & Development. During 2018-19 also, the Ministry has approved the allocation of Rs.3.00 Cr. for the establishment of Centre of Excellence. Since funding from APCC is not forthcoming, the CoE is to be approached in a phased manner. Accordingly the CPWD was requested to submit fresh drawing and estimate, limiting the expenditure to the Budget Approval by the Government of India, with the following specifications:

I. Ground Floor (438.55 sq.mt) II. Entrance Porch (29.79 sq.mt)	III. First Floor (364.35 sq.mt)
<ul style="list-style-type: none"> • Reception and Lounge • Director's Chamber • Deputy Director's Chamber • Cabins for officials • Work Stations for Technical Section and Administrative Section • Store Room • Toilets 	<ul style="list-style-type: none"> • Lounge • Farmers Training Hall • 2 Guest Rooms • Dining Hall • Kitchen • Store • Toilets • Open terrace and provision for future expansion

Based on the Board's request CPWD SZ-IV, Madurai inspected the site as a prelude to draw the plan and estimate. After inspection, they have submitted a plan having two floors in an area of 802.90 sq.mt (excluding the area of 29.79 sq.mt coming under the entrance porch). The Preliminary Estimate including contingencies to undertake the above work submitted by CPWD is Rs.3,04,76,000/- (Rupees Three crore four lakh and seventy six thousand only). A copy of the plan and estimate is annexed.

A proposal was placed before the Board in its 134th Meeting held on 25.10.2018 for ratification. The Board decided that Secretary, CDB would submit a detailed report to the Ministry narrating the entire facts and request

for a decision in this matter. Based on the report submitted by the Secretary, a meeting was held on 10.04.2019 under the Chairmanship of Shri Dinesh Kumar IAS, Joint Secretary (MIDH) to discuss about CDB's proposal for setting up of CoE at DSP Farm, Dhali, Tamilnadu in which Dr. B.N. Srinivasa Murthy, Horticulture Commissioner, Government of India, CCDO and officials of the Ministry were present. The minutes of the meeting was forwarded to Board's Secretariat vide OM No.4-5/2017-MIDH(CDB) dated 2.05.2019 directing the Board to take necessary action on the decision taken in the meeting held on 10.04.2019.

The following decision was taken in the meeting:

- (1) The proposal for Centre of Excellence is dropped. However, CDB can go ahead with the infrastructure development works including construction of Farmer's Training Centre cum Administrative Building.
- (2) The proposed building has to be developed with green protocol guidelines including bamboo and coconut wood particle boards.
- (3) The Chairman, CDB is authorized to take further actions regarding CoE.

Based on the decision taken by the Ministry to go ahead with the infrastructure development i.e. construction of Farmer's Training Centre cum Administrative Building CPWD was requested to submit a revised estimate incorporating the green technology provision. Based on the Board's request CPWD informed that the following generalized green measures are the inbuilt provisions in the preliminary estimate submitted. The plinth area rates adopted in the PE is inclusive of the provisions like

- (i) Over deck insulation and application of high reflective tiles on the roof.
- (ii) Masonry work in super structure fly ash block

- (iii) Windows with reflective gloss coating/high performance double glaze unit.
- (iv) Paint with low VOC option.
- (v) Rain water harvesting
- (vi) Replacement of conventional pillar cock with pillar cock with foam flow technology.
- (vii) CPWD requested to include the following electrical provision in addition to the PE already submitted under energy efficiency measures.

a) SITC of grid interactive roof top solar power panel 30 kwp @ Rs.1,00,000 per kwp	-	30,00,000.00
b) Add 1% labour welfare cess	-	30,000.00
c) Add 4.25% towards ESI & EPF	-	1,27,500.00
d) Add 3% contingencies	-	90,000.00
Total	-	<u>32,47,500.00</u>

Board may accord administrative approval and expenditure sanction for an amount of Rs.3,37,23,500/- (Rupees Three crore thirty seven lakh twenty three thousand and five hundred only) to construct a Farmers Training Centre cum Administrative Building at DSP Farm, Dhali, Tamilnadu by CPWD SZ-IV, Madurai and ratify the transfer of Rs.3.00 Cr. to CPWD during March 2018.

Secretary

Confidential
For Members only

Coconut Development Board
136th Meeting, 23rd June 2019

Subject No.16: Additional allocation under the Scheme "Laying out of Demonstration Plots" for implementation through State Department of Horticulture, Government of Karnataka by reappropriation of the savings – Ratification

The Government of Karnataka vide letter No.DH:JDH:PC:AHO-2:04:2018-19 dated 21.01.2019 submitted a proposal for additional allocation of Rs.875 lakh for covering 5000 ha under the scheme "Integrated Farming for Productivity Improvement - Laying out of Demonstration Plots (LODP)".

As per the verbal instruction of the then Chairman, CDB over the phone that communication on their proposal to be sent to Government of Karnataka, possibility of reappropriation was explored. The additional allocation was met from the savings under R&R, LODP, AEP and Infrastructure & Administration as shown below. Accordingly the additional allocation has been conveyed to the State vide letter dated 28.01.2019.

Savings

Sl. No.	Particulars	State wise details	Amount (Rs. in lakhs)			
			SCSP	TSP	General	Total
1.	Savings under R&R scheme	Kerala - 2 nd year	13.91	4.45	90.64	109.00
2.	Savings under AEP	Odisha	-	-	2.22	2.22
		Tamilnadu	0.65	-	-	0.65
3.	Savings under LODP - Direct Implementation	Andhra Pradesh - 2 nd year	12.73	28.19	215.01	255.93
		Odisha - 1 st & 2 nd year	-	5.08	2.19	7.27
		Tamilnadu - 2 nd year	55.54	-	-	55.54
4.	Infrastructure, Administration & Technical Services		-	-	444.39	444.39
	Total		82.83	37.72	754.45	875.00

Subsequent to the receipt of State Level Administrative Approval from the State Government of Karnataka vide GO No.HCD/39/HPP/2018 dated 12.02.2019, as per the verbal instruction of the then Chairman, CDB a total amount of Rs.875 lakh reallocated from the savings under different schemes/states was released to the Government of Karnataka on 14.02.2019 under the scheme "Laying out of Demonstration Plots". The fund was released under SCSP, TSP and General Categories as per the pattern of assistance approved by the Ministry @ Rs.17500/ha as below:

Fund release to Government of Karnataka

Scheme	Physical	Financial (Rs. in lakhs)			
		SCSP	TSP	General	Total
Laying out of Demonstration Plots -1 st Year	5000 ha	82.83	37.72	754.45	875.00

The Board in its 135th Meeting held on 30th January 2019 at Chennai had authorized the Chairman to identify whether any fund can be set apart for calamity relief through reappropriation and to allocate maximum possible amount out of the fund so reappropriated to the State Governments of Kerala, Karnataka, Tamilnadu and Andhra Pradesh towards calamity relief.

The Board may kindly ratify the release of Rs.875.00 lakh to Government of Karnataka under LODP scheme by reappropriation of category wise savings under different schemes/states.

Secretary

Confidential
For Members only

Coconut Development Board
136th Meeting, 23rd June 2019

Subject No.17: Additional allocation under the Scheme "Laying out of Demonstration Plots" for implementation through State Department of Horticulture, Government of Andhra Pradesh by reappropriation of the savings – Ratification

The Government of Andhra Pradesh vide letter No.ITDM & Publicity/11/2019 dated 25.01.2019 submitted a proposal for additional allocation of Rs.200 lakh for covering 1142.86 ha under the scheme "Integrated Farming for Productivity Improvement - Laying out of Demonstration Plots (LODP)".

As per the verbal instruction of the then Chairman, CDB over the phone that communication on their proposal to be sent to Government of Andhra Pradesh, possibility of reappropriation was explored. Regional Office, Bengaluru had confirmed that an amount of Rs.208.46 lakh to be released from the Board under direct implementation of Integrated Farming scheme as shown below is not needed in Karnataka by Regional Office and hence the additional allocation was proposed for meeting from the anticipated savings in Karnataka. Accordingly the additional allocation has been conveyed to the state vide letter dated 29.01.2019.

Savings

Scheme	State	Amount (Rs. in lakhs)			
		SCSP	TSP	General	Total
LODP - Direct Implementation – 1 st year	Karnataka	68.18	25.35	63.96	157.50
LODP - Direct Implementation – 2 nd year		-29.81	-	76.77	46.96
Organic Manure Units		2.40	-	1.60	4.00
Total		40.77	25.35	142.33	208.46

Subsequent to the receipt of State Level Administrative Approval from the State Government of Andhra Pradesh vide GO Rt No.95 dated 6.02.2019, as per the verbal instruction of the then Chairman, CDB total amount of Rs.200 lakh reallocated from the anticipated savings was released to the Government of Andhra Pradesh on 15.02.2019 under the scheme "Laying out of Demonstration Plots". The fund released under SCSP, TSP and General Categories as per the pattern of assistance approved by the Ministry @ Rs.17500/ha is as shown below:

Fund release to Government of Andhra Pradesh

Scheme	Physical	Financial (Rs. in lakhs)			
		SCSP	TSP	General	Total
Laying out of Demonstration Plots -1 st Year	1142.86 ha	40.77	25.35	133.38	200.00

The Board in its 135th Meeting held on 30th January 2019 at Chennai had authorized the Chairman to identify whether any fund can be set apart for calamity relief through reappropriation and to allocate maximum possible amount out of the fund so reappropriated to the State Governments of Kerala, Karnataka, Tamilnadu and Andhra Pradesh towards calamity relief.

The Board may kindly ratify the release of Rs.200.00 lakh to Government of Andhra Pradesh under LODP scheme by reappropriation of category wise savings.

Secretary

Confidential
For Members only

Coconut Development Board
136th Meeting, 23rd June 2019

Subject No.18: Additional allocation under the Scheme "Replanting and Rejuvenation of Coconut Gardens (R&R)" for implementation through State Department of Horticulture, Government of Andhra Pradesh by reappropriation of the savings – Ratification

The Government of Andhra Pradesh vide letter No.ITDM & Publicity/ 11/2019 dated 25.01.2019 submitted a proposal for additional allocation of Rs.4.00 crores under the scheme "Replanting and Rejuvenation of Coconut Gardens (R&R)" to the farmers in the districts of East Godavari, West Godavari, Srikakulam, Vizianagaram and Visakhapatnam since the amount sanctioned under the scheme was inadequate to meet the requirements of the farmers who suffered severe damage due to recent "Titli" cyclone.

As per the verbal instruction of the then Chairman, CDB over the phone that communication on their proposal to be sent to Government of Andhra Pradesh, possibility of reappropriation was explored. Accordingly the Department of Horticulture was informed that the request shall be considered subject to the availability of fund and hence requested to furnish the State Level Administrative Approval (SLAA) for the same. Accordingly vide letter No.GO RT No.79 dated 1.02.2019 Government of Andhra Pradesh furnished the SLAA for Rs.4.00 crores towards additional allocation for implementation of the R&R scheme during 2018-19. On ascertaining the overall savings under the scheme from the States of Kerala and Tamilnadu under various categories reallocated as (i) below, an amount of Rs.4.00 crores was sanctioned and released on 20.02.2019 as (ii) below:

(i) Savings

Scheme	State	Amount (Rs. in lakhs)			
		SCSP	TSP	General	Total
R&R 1 st year	Kerala	157.666	38.42	161.914	358.00
LODP - Direct Implementation – 1 st year	Tamilnadu	-	-	7.26	7.26
LODP - Direct Implementation – 2 nd year		2.43	-	32.31	34.74
Sub Total (LODP)		2.43	-	39.57	42.00
Total		160.096	38.42	201.484	400.00

(ii) Fund released to Government of Andhra Pradesh

Scheme	Physical	Financial (Rs. in lakhs)			
		SCSP	TSP	General	Total
Replanting & Rejuvenation - 1 st Year	893.855 ha	160.096	38.42	201.484	400.00

The Board in its 135th Meeting held on 30th January 2019 at Chennai had authorized the Chairman to identify whether any fund can be set apart for calamity relief through re appropriation and to allocate maximum possible amount out of the fund so re appropriated to the State Governments of Kerala, Karnataka, Tamilnadu and Andhra Pradesh towards calamity relief.

Accordingly the Chairman, CDB has approved the payment on emergent requirement basis from the savings from other schemes. The proposal for reappropriation is submitted separately. The Board may approve and ratify the action taken by the Chairperson.

Secretary

Confidential
For Members only

Coconut Development Board
136th Meeting, 23rd June 2019

Subject No.24: Proposal for extending financial assistance to compensate coconut growers affected by severe cyclone "FANI" in Odisha

Coconut Development Board had received a proposal from the Director of Horticulture, Government of Odisha seeking financial assistance to the tune of ₹192.2046 crores (2019-20 - ₹187.3536 crores + 2020-21 ₹4.851 crores) to compensate coconut growers affected by severe cyclone "FANI" in Odisha as detailed below:

(1) The compensation towards crop loss and cleaning;

Sl. No.	Activity	Unit cost/tree (in ₹)	Unit cost/ha. covering 175 trees (in ₹)	Total Cost proposed (₹ in crores)	Remarks
I	Relief for affected farmers				
(a)	Crop Loss Compensation of ₹600 per tree (40 nuts x ₹15 per nut)	600	1,05,000	83.265	Total cost proposed for 7930 ha./13 87750 nos. of affected trees (₹ in crores)
(b)	Cut and removal of fallen trees & fully crown damaged	1,000	1,75,000	97.02	Proposed for 5544 ha./ 970200 nos. of trees
	Total	1,600	2,80,000	180.285	

(2) Replanting & Maintenance

- (i) Plantation for 5544 ha @ ₹4000/ha ₹2.2176 crores
- (ii) Maintenance for 2019-20 & 2020-21
@ ₹8750/ha each year for 5544 ha ₹9.7020 crores

Total ₹11.9196 crores

Grand Total = ₹192.2046 crores

Year 2019-20 - ₹187.3536 crores

Year 2020-21 - ₹4.851 crores

It may be kindly noted that as per MIDH guidelines for Replanting & Rejuvenation programme the eligible assistance worked out for 5544 ha is as follows:

Sl. No.	Components	Eligible Assistance (₹ in crores)
1.	Cutting and removal @ ₹1000 per palm in 5544 ha (177408 palms) restricting to 32 palms/ha as per MIDH guidelines	17.74
2.	Rejuvenation @ ₹17500 per ha for 5544 ha in two instalments	
	2019-20	4.851
	2020-21	4.851
3.	Replanting @ ₹40/- per for 5544 ha (554400 seedling)	2.2176
	Total	29.6596

The proposal for financial assistance to 'Fani' affected areas in Odisha submitted by Government of Odisha could be considered by the Board by;

- Extending assistance for 29.6596 crores under Replanting & Rejuvenation programme.
- Proposal for crop loss compensation @ ₹600/- per palm at a total cost of ₹83.265 crores for 87750 nos. of affected trees and the compensation for additional palms to be cut and removed for ₹79.2792 crores (removing 792792 nos. of affected palms) may be submitted to the Ministry for consideration of assistance under special package.

The Board may kindly for approve the proposal.

Secretary

Confidential
For Members only

Coconut Development Board
136th Meeting, 23rd June 2019

**Supplementary Subject No.1: Proceedings of the 28th Meeting of the
Publicity Committee of the Board held
on 23rd June 2019**

The 28th Meeting of the Publicity Committee of the Board was held on 23rd June 2019. The Proceedings and Agenda Notes of the Meeting are placed for the perusal/approval of the Board.

Secretary

**Proceedings of the 28th Meeting of the
Publicity Committee of the Coconut Development Board
held on 23rd June 2019 at Kochi**

The 28th Meeting of the Publicity Committee of the Coconut Development Board was held at 10.00 am on 23rd June 2019 in the Board Room of Kera Bhavan, Kochi. Smt. V. Usha Rani IAS, Chairman, Coconut Development Board chaired the Meeting. The following Members of the Committee attended the Meeting:

- | | |
|---|-------------------|
| 1) Smt. V. Usha Rani IAS
Chairman, Coconut Development Board | - Chairman |
| 2) Shri P.C. Mohanan Master, Kerala | - Member |
| 3) Shri P.R. Muraleedharan, Kerala | - Member |
| 4) Smt. Daksha Rami, Gujarat | - Member |
| 5) Smt. Nadeera Nassar | - Co-opted Member |
- (Representing the Principal Information
Officer, Farm Information Bureau,
Department of Agriculture and Farmers
Welfare, Government of Kerala)

In attendance

- 1) Shri Saradindu Das
Chief Coconut Development Officer, Coconut Development Board
 - 2) Shri R. Madhu, Secretary, Coconut Development Board
2. Leave of absence was granted to the following members who had intimated about their inability to attend the Meeting.

- 1) Dr. Biswanath Rath, Vice Chairman
- 2) The Agricultural Production Commissioner and Secretary,
Government of Tamilnadu
- 3) Shri Kedar Nath Verma, Deputy Secretary (MIDH),
Department of Agriculture and Farmers Welfare,
Government of India
- 4) Smt. M. Ponmalar, Deputy Director of Agriculture (OPC),
Office of the Director of Agriculture, Government of Tamilnadu

3. Chief Coconut Development Officer welcomed all the members to the 28th Meeting of the Publicity Committee. Chairperson addressed the committee members and requested all of them to extend their support for the upliftment of farmers. She stressed for the need for capacity building of every farmer and use of all modern IT technologies in this field. After the introductory remarks the items listed in the agenda were taken up for consideration.

Subject No.1: Confirmation of the Proceedings of the 27th Meeting of the Publicity Committee of the Board held on 28th June 2018 at Bengaluru

4. The Committee confirmed the Proceedings.

Subject No.2: Action Taken Report on the decisions of the 27th Meeting of the Publicity Committee of the Board held on 28th June 2018 at Bengaluru

5. Shri P.R. Muraleedharan, Member informed the Committee that he could not undertake the work entrusted to him for distribution of tender coconut water and neera in hospitals due to some reasons. Chairman requested the member to come forward and execute the programme during the current year. A project is to be given for this purpose.

Subject No.3: Extension and Publicity Activities for 2019-20

6. CCDO briefed the Committee on extension and publicity activities for 2019-20. Chairperson informed the committee about organizing big awareness programmes in different States.

7. While discussing on requirement of seedlings Chairperson informed that the seedlings have to be produced locally and better not transport from other States. Shri Mohanan Master, Member requested to take necessary action to increase the circulation of Board's publications especially Journals. He also suggested to explore the possibility of selling the publications of Coconut Development Board in prominent book stalls, bus stations and railway stations at prominent places and to take back these unsold copies. It was also

suggested to explore the possibility of engaging a distributor for the Board's publications.

8. Chairperson explained the need to train the farmers for which technical resource team is proposed. It was proposed to develop some trainers consisting of retired Professors of Universities, unemployed Agriculture Graduate Students and farmers with field experience, who can conduct regular training programme with the support of State Government, Coconut Development Board and Farmer Producer Organizations. It was also decided to form a resource team to impart training to farmers of Gujarat at the earliest. The publicity activities in Gujarat are to be taken up on warfoot basis. Shri P.R. Muraleedharan recommended the Board to explore the possibility of getting a small space at International Airport to showcase the coconut products if possible a sales counter too.

9. Chairperson also expressed the need for developing online marketing network/IT enabled buyer seller platform.

10. Smt. Daksha Rami, Member requested to include a communication strategy under the publicity activities.

11. The Committee recommended the proposal for approval of the Board.

The Meeting was concluded at 11.00 am with a vote of thanks to the Chair.

**Sd/-
Chairman**

Confidential
For Members only

Coconut Development Board
Publicity Committee
28th Meeting, 23rd June 2019

AGENDA

Subject No.	Subject	Page Nos.
1	2	3
1	Confirmation of the Proceedings of the 27 th Meeting of the Publicity Committee of the Board held on 28 th June 2018 at Bengaluru.	453 – 455
2	Action Taken Report on the decisions of the 27 th Meeting of the Publicity Committee of the Board held on 28 th June 2018 at Bengaluru.	456 – 457
3	Extension and Publicity Activities for 2019-20.	458 – 489

**Proceedings of the 27th Meeting of the
Publicity Committee of the Coconut Development Board
held on 29th June 2018 at Bengaluru**

The 27th Meeting of the Publicity Committee of the Coconut Development Board was held at 11.00 am on 29th June 2018 in the Conference Hall of ICAR-National Institute of Animal Nutrition and Physiology, Bengaluru. Dr. B.N. Srinivasa Murthy, Horticulture Commissioner, Government of India and Chairman, Coconut Development Board chaired the Meeting. The following Members of the Committee attended the Meeting:

- | | |
|---|--|
| 1) Dr. B.N. Srinivasa Murthy
Horticulture Commissioner, Government of India &
Chairman, Coconut Development Board | - Chairman |
| 2) Shri M.R. Shankara Narayan Reddy | - Vice Chairman |
| 3) Shri P.R. Muraleedharan, Kerala | - Member |
| 4) Dr. Biswanath Rath, Odisha | - Member |
| 5) Smt. Roopa Shree
Deputy Director of Horticulture
Government of Karnataka | - Representing the Principal Secretary
(Horticulture and Sericulture),
Government of Karnataka |

In attendance

- 1) Shri Saradindu Das
Chief Coconut Development Officer, Coconut Development Board
 - 2) Shri R. Madhu, Secretary, Coconut Development Board
2. Leave of absence was granted to the following members who had intimated about their inability to attend the Meeting.
- 1) The Principal Secretary and Agriculture Production Commissioner, Government of Kerala
 - 2) The Agricultural Production Commissioner and Secretary, Government of Tamilnadu
 - 3) The Principal Secretary (Horticulture and Sericulture), Government of Karnataka
 - 4) Shri C. Kaningston, Deputy Director of Agriculture (OPC), Directorate of Agriculture, Government of Tamilnadu
 - 5) Shri H.S. Shivakumar, Additional Director of Horticulture (OP), Department of Horticulture, Government of Karnataka
 - 6) Shri P.N. Prasannakumar, Senior Journalist, Kochi

3. Chairman, Coconut Development Board welcomed the members of the Committee to the meeting. Chairman lauded the work done by the Publicity Section in giving more coverage for coconut sector for promotion of coconut across the country. He also informed the Committee that 50% of the advertisement is given in Hindi. Dr. Biswanath Rath, Board Member suggested to give more propaganda in Eastern Region of the country. Chairman assured the Member that as per availability of fund hoarding displays will be made in all State Capitals on rotation basis. Members were also assured that they will be informed about the exhibitions and awareness programmes being conducted in their States. After the introductory remarks, following agenda points were taken up for discussion.

Subject No.1: Reconstitution of the Advisory Board and Editorial Board of the Indian Nalikera Journal and Indian Coconut Journal

4. As suggested by the Board Members Shri P.R. Muraleedharan, Board Member is included in the Advisory Board of Indian Nalikera Journal as a Member and Dr. Biswanath Rath, Board Member in Indian Coconut Journal.

5. The Committee recommended the proposal for approval of the Board.

Subject No.2: Reconstitution of the Advisory Board and Editorial Board of Bharatiya Nariyal Patrika

6. Shri Sanjeev Kumar Singh, Board Member is included in the Advisory Board of Bharatiya Nariyal Patrika as a Member.

Subject No.3: Publicity and Extension Activities for 2018-19

7. Shri P.R. Muraleedharan, Board Member suggested to add Janmabhumi in dailies and Janam and Amrita TV under Electronic Media. Dr. Biswanath Rath, Board Member requested to add Premeya and Samaj in dailies and News World Channel under Electronic Media.

8. The Committee recommended the proposal for approval of the Board.

Subject No.4: Skill Development Training and Awareness Training Programme for 2018-19

9. While deliberating on the subject Members suggested to allot 10 batches each in West Bengal and Odisha in place of 15 and 5. It was decided to explore the possibility of utilizing the fund from Prime Ministers Kausal Vikas Yojana in skill development training programmes of the Board.

10. The Committee recommended the proposal for approval of the Board.

Subject No.5: Participation in the International and Domestic Exhibitions and Fairs during the year 2018-19

11. A proforma for participation in exhibitions/sponsorship of events by the Board and release of advertisements in publications was circulated among the Members. Committee Members approved the suggestion and it is decided to obtain this form duly filled in before release of fund under this head. Initially 75% of the approved fund will be released in advance and balance 25% will be released based on the outcome of the event.

12. It was also proposed to include a Member from Publicity Committee on rotation basis for participation in International Exhibitions.

13. Shri P.R. Muraleedharan, Member suggested to promote tender coconut water and neera for distribution among patients in hospitals. Member assured that he will take the responsibility in identifying the hospitals.

14. Dr. Biswanath Rath suggested to include literary competitions among school children during State Level Seminars.

15. The Committee recommended the proposal for approval of the Board.

The Meeting was concluded at 12 Noon with a vote of thanks to the Chair.

**Sd/-
Chairman**

Confidential
For Members only

Coconut Development Board
Publicity Committee
28th Meeting, 23rd June 2019

Subject No.2: Action Taken Report on the decisions of the 27th Meeting of the Publicity Committee of the Board held on 28th June 2018 at Bengaluru

Decision	Action Taken
1	2
The Committee suggested to include Shri P.R. Muraleedharan, Board Member in the Advisory Board of Indian Nalikera Journal as a Member and Dr. Biswanath Rath, Board Member in Indian Coconut Journal.	The Advisory Board of Indian Nalikera Journal was reconstituted by including Shri P.R. Muraleedharan as a member and Dr. Biswanath Rath in Indian Coconut Journal from July 2018 onwards. Dr. Ravi Bhat, Head, Division of Crop Production, CPCRI, Kasaragod was also included in the Editorial Board of Indian Coconut Journal.
The Committee decided to include Shri Sanjeev Kumar Singh, Board Member in the Advisory Board of Bharatiya Nariyal Patrika as a Member.	Shri Sanjeev Kumar Singh, Board Member was included in the Advisory Board of Bharatiya Nariyal Patrika from April-June 2018 issue.
The Committee suggested to add Janmabhumi in dailies and Janam and Amrita TV under Electronic Media. Dr. Biswanath Rath, Board Member requested to add Premeya and Samaj in dailies and News World Channel under Electronic Media.	Janmabhumi daily, Janam and Amrita TV were included in the Media Plan 2018-19 and also included the Premeya and Samaj dailies.

Decision	Action Taken
1	2
<p>While deliberating on the proposal "Skill Development Training and Awareness Training Programme for 2018-19", the Committee suggested to allot 10 batches each in West Bengal and Odisha in place of 15 and 5. It was decided to explore the possibility of utilizing the fund from Prime Ministers Kausal Vikas Yojana in skill development training programmes of the Board.</p> <p>A proforma for participation in exhibitions/ sponsorship of events by the Board and release of advertisements in publications was circulated among the Members. The Committee approved the suggestion and it is decided to obtain this form duly filled in before the release of fund under this head. Initially 75% of the approved fund will be released in advance and balance 25% will be released based on the outcome of the event.</p> <p>It was also proposed to include a Member from Publicity Committee on rotation basis for participation in the International Exhibitions.</p> <p>Shri P.R. Muraleedharan, Member suggested to promote tender coconut water and neera for distribution among patients in hospitals. Member assured that he will take the responsibility in identifying the hospitals.</p> <p>Dr. Biswanath Rath suggested to include literary competitions among school children during State Level Seminars.</p>	<p>Allotted 10 batches of FoCT programme each in the States of West Bengal and Odisha. Out of this, 7 batches were conducted in Odisha and 10 batches in West Bengal.</p> <p>Collected the filled in proforma duly approved by the Chairman from the organizers of the exhibitions.</p> <p>Decision of the Board has been complied.</p>

Secretary

Confidential
For Members only

Coconut Development Board
Publicity Committee
28th Meeting, 23rd June 2019

Subject No.3: Extension and Publicity Activities 2019-20

Coconut Development Board has been carrying out various extension activities as part of creating awareness on scientific coconut cultivation and value addition among farmers, entrepreneurs, officials and stakeholders through various extension tools and multimedia product promotional campaigns for dissemination of information on the activities of the Board under the "Extension and Publicity Activities".

The proposed budget for the current financial year to carry out the Extension and Publicity Activities is ₹1250 lakh. Out of this, ₹678 lakh for carrying out the extension activities such as awareness programmes and skill development training programmes, sending bulk SMS to the farmers etc. and ₹572 lakh has been set apart provisionally for Publicity Activities and IT including committed liabilities.

Extension Activities

In order to create awareness on coconut and to extend scientific knowledge among farming community/stake holders/Agriculture/Horticulture Department officials, the Board is carrying out awareness cum training programmes across the country directly through State Department and also through Board's unit offices. It includes awareness seminar about the scientific cultivation technology, processing and value addition of coconut in state level, district level and block level, field level and interactive programmes. It also includes FPOs meetings, exposure visit of farmers inside and outside the State to study the best techniques in coconut cultivation and model farms. Block level programme and AEP programme are being carried

out through State Department. Besides the Board is imparting skill development training programmes viz. FoCT, Neera Technician training programme, Handicraft training programme, Quality planting material production through other organizations like CPCRI, Hybridization training/seedling production training and other training programmes. The proposed budget is given below:

		(₹ in lakhs)
(a)	Awareness Training Programmes/two-days Awareness Training through Technical Resource Team/sending bulk SMSs 20 lakh to farmers/entrepreneurs etc.	544.00
(b)	Committed liability	6.80
(c)	Skill Development Training: FOCT/Neera Technician Training Programme/Machine Cost/Quality Planting Material/Hybridization Training/Training Programmes on Organic Farming.	127.303

Details are enclosed as **Annexure I.**

The Media Plan consists of Print Plan, Electronic Plan and Below the line activities. Board is carrying out generic promotion of coconut value added products in order to promote health, wealth and goodness of coconut and to achieve fair and reasonable price for coconut and coconut products and thereby generating remunerative income to the farmers. As part of product promotional campaign, it is proposed to popularize basket of coconut products viz. virgin coconut oil, coconut oil, tender coconut water, neera & its products, coconut milk, milk powder etc. through print and electronic media, short films, erecting hoardings, visual/audio-visual advertisements at major vantage points across the country especially at main metro cities at railway stations, airport, metro stations and bus stations etc. Details of Media Plan are enclosed as **Annexure II.**

The Board is regularly participating in major domestic and international exhibitions as part of product promotion and awareness creation on various

value added coconut products across the country and abroad. Details of exhibitions are enclosed as **Annexure III**.

Publicity Activities including Information Technology

		(₹ in lakhs)
1.	Media Plan 2019-20	
(a)	*Print Plan – *Publishing book lets of success stories of progressive farmers, entrepreneurs and value addition technologies in coconut and supply to farmer producer organisations.	25.00
(b)	Advertisement in print and electronic media – *Telecasting of promotional films/interview stories of farmers/entrepreneurs through various TV channels, broadcasting of radio spots in FM radios, Prasar Bharathi, All India Radio, Doordarshan etc., promotion through social media, mobile applications, e-journals etc. and advertisement in farmers magazines.	51.00
(c)	Below the line activity – *Promotional activities among youth by organizing contest/events on coconut, sponsoring of coconut based cookery contest and apartment activity on coconut, promotion on coconut through railway stations, airport, bus stations, tourists spot etc.	20.00
(d)	*Preparation of documentary films/generic promotional ad films, TV Commercials etc. at Doordarshan rate/engagement of professional photographers, purchase of electronic equipments, preparation of posters, banners for the purpose of exhibitions including a stall at Kochi Airport.	25.00
2.	Publications/Minor ads/notifications	80.00
3.	Exhibitions/showcasing of products in CDB Museum	80.00
4.	Scheme of National Award	20.00
5.	Miscellaneous	4.897
	Software Development through NICE/ESAP/NIC etc./buyer and seller platforms	50.00
	Computer/Library	70.00
	Committed liability	146.00
	TOTAL	571.897

List of leading media already utilized across the country with DAVP rate/Doordarshan rate/empanelled agency of Government organizations etc. and important activities viz. participation in exhibitions, BTL activities, training-cum-awareness programmes across the country, skill development programmes to be carried out the activities in brief along with component wise break up of awareness programmes are placed for perusal.

The Publicity Committee may consider the proposal to carry out the Extension and Publicity Activities during the current financial year at a total cost of ₹1250 lakh and recommend the proposal for approval of the Board.

Secretary

Information and Information Technology**Extension Activities in General**

- Extension activities includes seminars, awareness programmes, training programmes on scientific coconut cultivation and value addition at state level, district level, block level, field level, FPOs level etc.
- Sending of bulk SMSs to farmers/entrepreneurs utilizing special software.
- Celebration of World Coconut Day.
- Exposure visit within and outside the State.
- Skill Development Training: FoCT/Neera technician/handicraft training, Quality planting material production through other organizations like CPCRI, Hybridisation training/seedling production training and other Training programmes.
- Sponsoring/organizing of International conferences/workshops.
- Providing publicity through local networks: Providing details about availability of coconut products through local channel, newspapers etc.
- Purchase soft copies of publications/video films about new technologies in coconut mainly from CPCRI, NIPHM, CFTRI, IIFPT, media groups and other Commodity Boards/PSUs to disseminate information among the farmers and stake holders.

I. Awareness Training Programmes 2019-20

To impart knowledge and skill for scientific coconut cultivation processing and value addition among officials/extension workers and farming community, the Board is organizing awareness training programme across the country.

Training Programmes	No. of participants per training	Duration of training (days)	No. of training proposed	Rate per training (₹)	Total Cost (₹ in lakhs)
State level workshop	200	1	17	200000/25000	36.50
District level seminar	100	1	58	50000/75000	30.00
Farmer Awareness-cum-Training/Block level	50	1	506	20000/25000	102.85
World Coconut Day-cum-Seminar at National level	500	1	1		20.00
World Coconut Day-cum-Seminar at State level	150	1	16	50000/75000	8.75
Exposure visit within State	30	1	9	25000	2.25
Exposure visit outside State	20	5-7	7	190000	13.30
FPO Meetings	50	1	54	15000	8.10
Field day farmers trainings	30	1	1287	7500	96.30
Farmers entrepreneurship training/capacity building	20		14	100000	14.00
State level workshop (AEP programme)	100	1	10	100000	10.00
Exposure visit to Agri officials to South India (North Eastern States)	Individual basis	5-7 days	12 persons	30000 (per head)	3.60
Exposure visit - North Eastern States to Assam and Tripura (North Eastern States)	10 persons	2 days	5 batches	50000	2.50
Exposure visit of farmers to South India (North Eastern States)	Individual basis	5-7 days	10	20000	2.00
Promotional activities through unit offices including sending of bulk SMS, distribution of seedlings and beatification of Government premises					53.00

Farm visits of Scientists from CPCRI and other Institutions		2 days			14.00
Sponsoring of training programmes/workshops/seminars conducted through various National/State Institutes (CPCRI and other projects)					50.00
Committed liability					6.80
Training through Technical Resource Group for CPS members/progressive farmers					64.40
Publicity activities for North Eastern States					12.45
Total					550.80

II. Skill Development Training Programmes 2019-20

FoCTs and Neera Technicians are the major skill development programmes in coconut sector initiated by Coconut Development Board. Both of these green collar jobs could bring a revolution in the coconut sector and those who involved in this sector are earning better income.

Considering the good response received from the beneficiaries including farmers, especially from Farmer Producer Organizations the same may be continued in the next financial year also as given below:

FoCT Training (2019-20)

State	Requirement (No. of batches)
Tamilnadu	30
Lakshadweep	2
Karnataka/Mandya	15
Maharashtra	4
Andhra Pradesh	8
Odisha	5
Chhattisgarh	2
Bihar	2
Kerala	10
Goa	4
North Eastern States	10
Total	92

Cost Estimate for conducting 92 batches of FoCT training (2019-20)

Sl. No.	Particulars	Cost (₹ in lakhs)
1.	Training Cost for 92 batches (@ ₹56500/- per batch of 20 nos.)	51.98
2.	Machine cost for 2200 trainees @ ₹2500/- per machine (1840 x ₹2500)	46.00
3.	Miscellaneous (including transportation cost of machines)	4.00
	Total	101.98

III. Neera Technician Training Programme 2019-20 cost @ ₹2,06,600 per batch of 20 trainees

Sl. No.	Particulars	No. of batches	Cost (₹ in lakhs)
1.	CPCs/Federation in Tamilnadu	8	16.52
	Total	8	16.52

Expenditure for conducting Neera Technician Training for 20 trainees (six weeks training+2 weeks on the job training)

Sl. No.	Particulars	Cost per unit (₹)	No.	Amount (₹)	Remarks
1.	Tools	1,500.00	20	30,000	20 trainees
2.	Consumable	10,000.00		10,000	
	Total (A)			40,000	
3.	Food for Trainees	100.00	20	84,000	42 days
4.	Remuneration for Experts	500.00	8	4,000	8 days
5.	Fee for Master Technician	300.00	5	63,000	42 days
6.	Fee for Coordinator	300.00	1	12,600	42 days
7.	Award to Trainees	1,000.00	1	1,000	
8.	Contingencies	2,000.00		2,000	
	Total (B)			1,66,600	
	Grand Total (A+B)			2,06,600	

- Neera Technicians training will be provided to those Federations/ Companies registered with CDB who are issued with license for neera production/tapping.
- Priority will be given to coconut farmers who are members in Federation/Companies.

Training will be provided to those candidates who are entering into agreement with Federation/CPC for a minimum period of 2 years in the field.

IV. Handicraft Training (2019-20)

Coconut Handicrafts training is being conducted by the Board for promoting craftsmen and artisans across the country. It is proposed to conduct handicraft training in the following states by utilizing the services of master craftsmen.

Cost for conducting 13 batches of training programme @ ₹67,650 of 15 persons per training

State	No. of batches	Amount (₹ in lakhs)
West Bengal	2	1.35
Gujarat	2	1.35
Bihar	4	2.71
Kerala	3	2.03
North East	2	1.35
Total	13	8.79

Awareness Programmes 2019-20 (Component wise break up)

I. State level workshop on 'Aspects and prospects of coconut production and post harvest technology/value addition in coconut' - State wise allocation

a) State level programme in general

Sl. No.	Components	Rate (₹)	Expenditure (₹)
1.	Stationary and Publication	₹50 for 200 persons	10,000.00
2.	Honorarium for Experts	₹2000 for 5 persons	10,000.00
3.	Tea and snacks	₹50 for 200 persons	10,000.00
4.	Lunch	₹250 for 200 persons	50,000.00
5.	TA for the participants	₹200 for 200 persons	40,000.00
6.	Mementos for VIPs	₹1000 for 10 nos.	10,000.00
7.	Hall rent, Light & Sound, video display		20,000.00
8.	Accommodation for VIPs/Scientists/Officers/Farmers		40,000.00
9.	Cost of banner, invitation cards etc.		6,000.00
10.	Miscellaneous		4,000.00
	Total		2,00,000.00

b) State level programme in North Eastern States

Sl. No.	Components	Rate (₹)	Expenditure (₹)
	Transportation cost (*on actual basis)		50,000.00
1.	Stationary and Publication	₹50 for 200 persons	10,000.00
2.	Honorarium for Experts	₹2000 for 5 persons	10,000.00
3.	Tea and snacks	₹50 for 200 persons	10,000.00
4.	Lunch	₹250 for 200 persons	50,000.00
5.	TA for the participants	₹200 for 200 persons	40,000.00
6.	Mementos for VIPs	₹1000 for 10 nos.	10,000.00
7.	Hall rent, Light & Sound, video display		20,000.00
8.	Accommodation for VIPs/Scientists/ Officers/Farmers		40,000.00
9.	Cost of banner, invitation cards etc.		6,000.00
10.	Miscellaneous		4,000.00
	Total		2,50,000.00

c) State level programme on AEP

Sl. No.	Components	Rate (₹)	Expenditure (₹)
1.	Stationary items (File, scribbling pad, pen)	₹50 per head (50 x 100 nos.)	5,000.00
2.	Honorarium for Experts	₹2000 per head (2000 x 5 nos.)	10,000.00
3.	Tea and snacks	₹50 per head (50 x 100 nos.)	5,000.00
4.	Lunch	₹250 per head (250 x 100 nos.)	25,000.00
5.	Hall Rent, PA System, LCD Projector		20,000.00
6.	Accommodation for VIPs/Scientists/ Officers		20,000.00
7.	Mementos for VIPs		5,000.00
8.	Cost of banner, invitation cards etc.		5,000.00
9.	Miscellaneous		5,000.00
	Total		1,00,000.00

II. District level workshop on scientific coconut cultivation technologies/value addition in coconut

a) District level programme in general

Sl. No.	Components	Rate (₹)	Expenditure (₹)
1.	Stationary and Publications	₹30 for 100 persons	3,000.00
2.	Honorarium	₹1500 for 2 persons	3,000.00
3.	Tea, snacks and lunch	₹200 for 100 persons (one day)	20,000.00
4.	TA	₹150 for 100 persons	15,000.00
5.	Hall Rent, Light & Sound		5,000.00
6.	Miscellaneous (banner, invitation cards etc.)		4,000.00
	Total		50,000.00

b) District level programme in North Eastern States

Sl. No.	Components	Rate (₹)	Expenditure (₹)
	Transportation cost (*on actual basis)		25,000.00
1.	Stationary and Publications	₹30 for 100 persons	3,000.00
2.	Honorarium	₹1500 for 2 persons	3,000.00
3.	Tea, snacks and lunch	₹200 for 100 persons (two days)	20,000.00
4.	TA	₹150 for 100 persons	15,000.00
5.	Cost of materials for practical class		5,000.00
6.	Miscellaneous (banner, invitation cards etc.)		4,000.00
	Total		75,000.00

III. Block level farmer awareness cum practical training on scientific coconut cultivation technology/post harvest technology/value addition in coconut

a) Block level programme in North Eastern States

Sl. No.	Components	Rate (₹)	Expenditure (₹)
1.	Stationary and Publications	₹30 for 50 persons	1,500.00
2.	Honorarium	₹1500 for 2 persons	3,000.00
3.	Tea, snacks and lunch	₹180 for 50 persons	9,000.00
4.	TA	₹150 for 50 persons	7,500.00
5.	Cost of materials for practical class		3,000.00
6.	Miscellaneous		1,000.00
	Total		25,000.00

b) Block level programme in general

Sl. No.	Components	Rate (₹)	Expenditure (₹)
1.	Stationary and Publications	₹20 for 50 persons	1,000.00
2.	Honorarium	₹1500 for 2 persons	3,000.00
3.	Tea, snacks and lunch	₹160 for 50 persons	8,000.00
4.	TA	₹100 for 50 persons	5,000.00
5.	Cost of materials for practical class		2,000.00
6.	Miscellaneous		1,000.00
	Total		20,000.00

IV. Exposure Visit**a) North Eastern States to Assam/Tripura*****Exposure visit in general in North Eastern State**

Sl. No.	Components	Rate (₹)	Expenditure (₹)
1.	Train fare (3 AC - tier)	₹1600 per person for to & fro (10 persons)	16,000.00
2.	Food and Accommodation	₹750 per person for 10 persons (2 days)	15,000.00
3.	Charge for hiring vehicle	₹5000 for 2 days	10,000.00
4.	Honorarium to Experts	₹1000 for 2 days (2 experts)	4,000.00
5.	Travelling DA	₹200 for 10 persons (2 days)	4,000.00
6.	Miscellaneous		1,000.00
	Total		50,000.00

* Flight facility may be utilized for outside states travel wherever train facilities are not available.

Transportation on actual basis

b) Exposure visit of farmers from NE States to outside States @ ₹20,000/-.

* Flight facility may be utilized for outside states travel wherever train facilities are not available.

c) Exposure Visit for Agriculture Department officials to South India from NE States (maximum number of days 7) @ ₹30,000/-.

* Flight facility may be utilized for outside states travel wherever train facilities are not available.

d) Exposure visit within state (general)

Sl. No.	Components	Rate (₹)	Expenditure (₹)
1.	Transportation charges		10,000.00
2.	Food	₹300 per person for 30 persons	9,000.00
3.	TA	₹100 per person for 30 persons	3,000.00
4.	Stationery	₹30 per person for 30 persons	900.00
5.	Miscellaneous		2,100.00
	Total		25,000.00

e) Exposure visit outside state (general)

Sl. No.	Components	Rate (₹)	Expenditure (₹)
1.	Train fare (3 AC - tier)	₹4500 per person for to & fro (20 persons)	90,000.00
2.	Food and Accommodation	₹850 per person for 20 persons (4 days)	68,000.00
3.	Charge for hiring vehicle	₹5000 for 4 days	20,000.00
4.	Honorarium to Experts	₹1500 per expert for 2 experts	3,000.00
5.	Travelling DA	₹200 per person for 20 persons (2 days)	8,000.00
6.	Miscellaneous and Stationery		1,000.00
	Total		1,90,000.00

V. Training on production of quality planting material through other organizations like CPCRI*

Sl. No.	Particulars	Amount (₹)
1.	Printing charge of Training Manuals	50,000.00
2.	Boarding and Lodging (₹1875x20 participants)	37,500.00
3.	TA for participants (₹1800x20 to & fro)	36,000.00
4.	Honorarium to outside Resource persons (₹4500x2)	9,000.00
5.	Registration kit	20,000.00
6.	Miscellaneous and unforeseen expenses	7,500.00
	Total	1,60,000.00

***based on the Project of CPCRI**

Scientific Training (2 days) on Productivity Improvement in Coconut through Technical Resource Team

District/Block level workshop on scientific coconut cultivation technologies/value addition in coconut, soil and water conservation methods, Nutritional Management and Pest/Disease Management on Coconut.

Objective: Productivity improvement in coconut in FPO areas

- Protect palms from Pest/diseases.
- Enhance the knowledge/skill among coconut farmers on water and soil conservation methods for coconut farming.

The Board proposes to implement intensive training to CPS/CPF members to enhance their knowledge and skill to improve productivity in coconut with the support of a Resource Team. The team will execute the training programme. During the year 2019-20, 22 district level programmes and 44 Block level programmes are proposed.

VI. Two-days District level programme

Sl. No.	Components	Rate (₹)	Expenditure (₹)
1.	Stationary and Publications	₹50 for 100 persons	5,000.00
2.	Honorarium	₹2500 x 6 sessions	15,000.00
3.	Tea, snacks and lunch	₹200 for 100 persons (2 days)	40,000.00
4.	TA for Participants	₹150 for 100 persons (2 days)	30,000.00
5.	TA for Resource Persons	₹3000 (to & fro) for 3 persons	9,000.00
6.	Food and Accommodation	₹700 (food) ₹800 (accommodation) = ₹1500x3x2 days	9,000.00
7.	Hall Rent and Light & Sound		10,000.00
8.	Miscellaneous (banner, invitation cards etc.)		7,000.00
	Total		1,25,000.00

VII. Two-days Block level programme

Sl. No.	Components	Rate (₹)	Expenditure (₹)
1.	Stationary and Publications	₹50 for 50 persons	2,500.00
2.	Honorarium	₹2500 x 6 sessions	15,000.00
3.	Tea, snacks and lunch	₹200 for 50 persons (2 days)	20,000.00
4.	TA for Participants	₹150 for 50 persons (2 days)	15,000.00
5.	TA for Resource Persons	₹3000 (to & fro) for 3 persons	9,000.00
6.	Food and Accommodation	₹1500 for 3 persons (2 days)	9,000.00
7.	Hall Rent and Light & Sound		5,000.00
8.	Miscellaneous (banner, invitation cards etc.)		4,500.00
	Total		80,000.00

Farm visits of Scientists from CPCRI and other Institutions

Sl. No.	Components	Rate (₹)	Expenditure (₹)
1.	Honorarium to Experts	₹5000 for 44 members	2,20,000.00
2.	Travelling Expense for Experts from CPCRI to Farms in different locations	₹18000 (to and fro) for 44 members	7,92,000.00
3.	Food and Accommodation	₹3000 for 44 members (2 days)	2,64,000.00
4.	Miscellaneous		1,24,000.00
	Total		14,00,000.00

Information & Information Technology 2019-20 - Activities proposed						
Sl. No.	Name of the Programme	Duration	Unit Cost (₹)	No. of participants	Total No. of programmes	Total Amount (₹ in lakhs)
A.	Extension Activities					
1	Consciousness Building Programmes/Awareness Programmes (on scientific coconut cultivation technologies/value addition in coconut)					
(a)	State level workshops/World Coconut Day Celebrations/AEP programme	1 day	2.5/2.0/1.0/ 0.75/0.50 lakh	200/150/100	44	55.25
(b)	District level (<i>refresher training for district level officers, Agriculture Officers/Panchayath Officials</i>)	1 day	50000/75000	100	58	30.00
(c)	Block Level (training for district level officers, FPOs & progressive farmers) through State Government	1 day	20000/25000	50	506	102.85
(d)	Training through Technical Resource Group for CPS members/Progressive Farmers	2 days	125000/80000	100/50	67	64.40
(e)	Field Level/Cluster level farmers training programme	1 day	7500	30	1287	96.30
(f)	FPO Meetings	1 day	15000	30	54	8.10
(g)	Entrepreneurship Development Programme	5 days	100000	20	14	14.00
(h)	Exposure Visits					
(1)	Within State	1 day	25000	15	9	2.25
(2)	Outside State	7 days	190000	20	7	13.30
(i)	Committed Liability - 2018-19					6.80
(j)	National Level Seminar on World Coconut Day	1 day		500	1	20.00

Sl. No.	Name of the Programme	Duration	Unit Cost (₹)	No. of participants	Total No. of programmes	Total Amount (₹ in lakhs)
(k)	Farm visits of scientists from CPCRI and other Institutions.	2 days	36300	2	44	14.00
(l)	Promotional activities through unit offices including sending of bulk SMS, seedling distribution, beautification of Government premises					53.00
(m)	Sponsoring Training programmes/Workshops/Seminars conducted through various National/State level Institutes					50.00
	Sub Total					530.25
2	Skill Development Programmes					
(a)	FoCT (Training Cost Rs.5198000 + Machine Cost Rs.4600000 + Miscellaneous Rs.400000)	6 days	56500	1540	92	101.98
(b)	Neera Technician Training Programme	6 weeks	206600	20	8	16.53
(c)	Handicraft Training Programme	6 days	67650	15	13	8.80
	Sub Total					127.30
3	North Eastern State's Exposure Visits					
(i)	Exposure Visit of Agriculture Officials to South India	5 - 7 days	30000 (per head)		12	3.60
(ii)	Exposure visit - North Eastern States to Assam and Tripura	2 days	50000	20	5 batches	2.50
	Exposure visit of farmers to South India	5 - 7 days	20000		10 persons	2.00
	Publicity Activities for North East					12.45
	Sub Total					20.55
	Grand Total (Extension Activities)					678.10

Sl. No.	Name of the Programme	Duration	Unit Cost (₹)	No. of participants	Total No. of programmes	Total Amount (₹ in lakhs)
B	Publicity Activities					
1	Media Plan 2019-20					
	*Print Plan – *Publishing success stories of progressive farmers, entrepreneurs in mainline magazines/agricultural magazines, vernacular magazine in various languages across the country.					25.00
	Advertisement in Print and Electronic Media – *Telecasting of promotional films/interview stories of farmers/entrepreneurs through various TV channels, broadcasting of radio spots in FM radios, Prasar Bharathi etc., promotion through social media, mobile applications, e-journals etc.					51.00
	Below the line activity – *Promotional activities among youth by organizing contest/events on coconut, sponsoring of coconut based cookery contest and apartment activity on coconut, promotion on coconut through railway stations, airport, bus stations etc.					20.00
	Preparation of documentary films/generic promotional ad films, TV Commercials etc./engagement of professional photographers					25.00
	Total (Media Plan)					121.00

Sl. No.	Name of the Programme	Duration	Unit Cost (₹)	No. of participants	Total No. of programmes	Total Amount (₹ in lakhs)
2	Publication					
	Journals, adhoc publications, brochures, leaflets, notifications, minor ads					80.00
3	Scheme of National Award					20.00
	Exhibition/upgradation of Coconut Museum including showcasing of coconut products					80.00
	Miscellaneous					4.90
	Software Development through NICE/ESAP/NIC etc.					50.00
	Total (Publicity Activities)					355.90
C	Information Technology					70.00
D	Committed Liabilities					146.00
	Grand Total (IIT including Committed Liabilities)					571.90
	Grand Total (Extension including Publicity & IIT)					1250.00

Statewise Allocation of Training Programme through Technical Resource Team						
State	District level Seminar @ ₹125000		Block level Seminar @ ₹80000		Total Programmes	Total Amount (₹)
	Allocation	Total Amount (₹)	Allocation	Total Amount (₹)		
Kerala	4	500000	9	720000	13	1220000
Karnataka	4	500000	9	720000	13	1220000
Tamilnadu	5	625000	10	800000	15	1425000
Andhra Pradesh	5	625000	8	640000	13	1265000
Odisha	1	125000	3	240000	4	365000
Maharashtra	1	125000	2	160000	3	285000
West Bengal	1	125000	2	160000	3	285000
Goa		0		0	0	0
Gujarat		0		0	0	0
A&N Islands		0		0	0	0
Bihar	1	125000		0		125000
Lakshadweep		0		0	0	0
Chhattisgarh		0		0	0	0
Assam	2	250000				250000
Total	24	3000000	43	3440000	67	6440000

North Eastern States 2019-20																						
State	World Coconut Day		AEP Programme @ ₹1 lakh		State level Seminar @₹2.50 lakh - Aspects and prospects of coconut production and post harvest technology/ value addition in coconut		District level Seminar @ ₹75000 on scientific coconut cultivation technologies/ value addition in coconut		Block level Seminar @ ₹25000 through State Government		Exposure Visit - North Eastern State to Assam/ Tripura @ ₹50000 (2 days)		Exposure Visit Outside State @ ₹20000* (7 days)		Exposure Visit for Agriculture Department Officials to South India @ ₹30000* (7 days)		Cluster level Field Day Training @ ₹7500		FPO Meetings			Total Amount (₹)
	Allocation	Total Amount (₹)	Allocation	Total Amount (₹)	Allocation	Total Amount (₹)	Allocation	Total Amount (₹)	Allocation	Total Amount (₹)	Allocation	Total Amount (₹)	Allocation	Total Amount (₹)	Allocation	Total Amount (₹)	Allocation	Amount (₹)	Allocation			
Arunachal Pradesh	1	50000	1	100000	1	250000	1	75000	6	150000	1	50000	2	40000	2	60000	15	112500			1	887500
Assam	1	50000	1	100000	1	250000	1	75000	10	250000	0	0	2	40000	2	60000	15	112500	1	15000	1	952500
Manipur	1	50000	1	100000	0	0	0	0	3	75000	1	50000	0	0	0	0	6	45000			1	320000
Meghalaya	1	50000	1	100000	1	250000	1	75000	3	75000	1	50000	2	40000	2	60000	10	75000			1	775000
Mizoram	1	50000	1	100000	0	0	0	0	3	75000	1	50000	0	0	2	60000	4	30000				365000
Nagaland	1	50000	1	100000	1	250000	1	75000	3	75000	1	50000	2	40000	2	60000	10	75000	1	15000		790000
Tripura	0		1	100000	1	250000	0	0	5	125000	0	0	2	40000	2	60000	10	75000	1	15000	1	665000
Training through Technical Resource Team																						250000
Publicity Activities																						1245000
Total	6	300000	7	700000	5	1250000	4	300000	33	825000	10	250000	10	200000	12	360000	70	525000	3	45000	5	6250000

Extension and Publicity Activities - 2019-20

State	WCD cum state level seminar @ ₹50000 (State Centres & ₹75000 for Regional Centres)	State level Seminar @ ₹1.00 lakh AEP Programme through State Government		State level Seminar @ ₹2 lakh/2.50 lakh			District level Seminar @ ₹50000		Block level Seminar @ ₹20000 through State Government		Exposure Visit within State @ ₹25000 per head		Exposure Visit outside State @ ₹1.90 lakh (20 persons)		FPO Meetings @ ₹15000		Field Day Farmers Training @ ₹7500		Farmers Entrepreneurship Training/ capacity building @ ₹1.00 lakh		Grand Total (₹)	
		Allocation	Total Amount (₹)	Allocation	Amount (₹)	Total Amount (₹)	Allocation	Total Amount (₹)	Allocation	Total Amount (₹)	Allocation (Persons)	Total Amount (₹)	Allocation	Total Amount (₹)	Allocation	Total Amount (₹)	Allocation	Total Amount (₹)	Allocation	Total Amount (₹)	Total	Total Amount (₹)
Kerala	50000		0	1	200000	200000	10	500000	100	2000000	2	50000	1	190000	11	165000	253	1897500	6	600000	384	5652500
Karnataka	50000		0	1	200000	200000	10	500000	100	2000000	1	25000	1	190000	7	105000	253	1897500	0	0	373	4967500
Tamilnadu	75000		0	1	200000	200000	10	500000	100	2000000	2	50000	1	190000	7	105000	253	1897500	6	600000	380	5617500
Andhra Pradesh	50000		0	1	200000	200000	5	250000	70	1400000	0	0	1	190000	8	120000	205	1537500	0	0	290	3747500
Odisha	50000	1	100000	1	200000	200000	5	250000	27	540000	0	0	2	380000	8	120000	51	382500	0	0	95	2022500
Maharashtra	50000		0	1	200000	200000	3	150000	10	200000	0	0	0	0	0	0	24	180000		0	38	780000
West Bengal	75000	1	100000	1	200000	200000	3	150000	14	280000	2	50000	0	0	10	150000	42	315000	1	100000	74	1420000
Goa	0		0	1	200000	200000	2	100000	15	300000	0	0		0	0	0	36	270000	1	100000	55	970000
Gujarat	50000	1	100000	1	200000	200000	1	50000	13	260000	0	0		0	0	0	32	240000		0	48	900000
A&N Islands	0		0	1	200000	200000	1	50000	3	60000	0	0	0	0	0	0	15	112500	0	0	20	422500
Bihar	75000		0	1	200000	200000	2	100000	15	300000	2	50000	1	190000	0	0	30	225000	0	0	51	1140000
Lakshadweep							1	50000	3	60000						0	15	112500			19	222500
Chhattisgarh	50000		0	1	200000	200000	1	50000	3	60000	0	0	0	0		0	5	37500		0	10	397500

State	WCD cum state level seminar @ ₹50000 (State Centres & ₹75000 for Regional Centres)	State level Seminar @ ₹1.00 lakh AEP Programme through State Government		State level Seminar @ ₹2 lakh/2.50 lakh			District level Seminar @ ₹50000		Block level Seminar @ ₹20000 through State Government		Exposure Visit within State @ ₹25000 per head		Exposure Visit outside State @ ₹1.90 lakh (20 persons)		FPO Meetings @ ₹15000		Field Day Farmers Training @ ₹7500		Farmers Entrepreneurship Training/ capacity building @ ₹1.00 lakh		Grand Total (₹)	
		Allocation	Total Amount (₹)	Allocation	Amount (₹)	Total Amount (₹)	Allocation	Total Amount (₹)	Allocation	Total Amount (₹)	Allocation (Persons)	Total Amount (₹)	Allocation	Total Amount (₹)	Allocation	Total Amount (₹)	Allocation	Total Amount (₹)	Allocation	Total Amount (₹)	Total	Total Amount (₹)
Promotional Activities															0							5000000
Sponsoring of National/ International level workshop/ Seminars															0						0	5300000
WCD at National level															0						0	2000000
Total Allocation of N/E															0							6250000
Total Expenditure Skill Development																						12730300

State	WCD cum state level seminar @ ₹50000 (State Centres & ₹75000 for Regional Centres)	State level Seminar @ ₹1.00 lakh AEP Programme through State Government		State level Seminar @ ₹2 lakh/2.50 lakh			District level Seminar @ ₹50000		Block level Seminar @ ₹20000 through State Government		Exposure Visit within State @ ₹25000 per head		Exposure Visit outside State @ ₹1.90 lakh (20 persons)		FPO Meetings @ ₹15000		Field Day Farmers Training @ ₹7500		Farmers Entrepreneurship Training/ capacity building @ ₹1.00 lakh		Grand Total (₹)	
		Allocation	Total Amount (₹)	Allocation	Amount (₹)	Total Amount (₹)	Allocation	Total Amount (₹)	Allocation	Total Amount (₹)	Allocation (Persons)	Total Amount (₹)	Allocation	Total Amount (₹)	Allocation	Total Amount (₹)	Allocation	Total Amount (₹)	Allocation	Total Amount (₹)	Total	Total Amount (₹)
Committed Expenditure																						680000
Farm visits of Scientists from CPCRI and other Institutions																						1400000
Training through Technical Resource Group																0						6190000
Total	575000	3	300000	12	2400000	2400000	54	2700000	473	9460000	9	225000	7	1330000	51	765000	1214	9105000	14	1400000	1837	67810300

Media Plan**(a) Print Plan**

Dailies having DAVP rates

Radio

- (1) AIR, Thiruvananthapuram, Tamilnadu and Andhra Pradesh (Trichy, Chennai, Coimbatore, Madurai, Pondichery, Tuticorin and Tirunelveli stations)
- (2) AIR, FM North India
- (3) Radio Mirchi (Delhi, Kolkata, Chennai, Ahmedabad, Patna, Rajkot, Nashik, Vishakapatnam and Coimbatore stations)
- (4) Leading private FM radios

(b) Website and Social Media (Whatsapp and face book)

Release of ad films through either social media/Whatsapp in leading websites and online media of various channels

(c) BTL Activities

Hoardings at required places, stalls at required airports, competition for promotion of various coconut based products.

Annexure III**Participation in International and Domestic Exhibitions and Fairs during the year 2019-20**

Participation in International and Domestic Exhibitions/Fairs is a regular programme of the Board under Extension and Publicity. Besides disseminating information on the goodness of coconut, the exhibitions provide an opportunity to create consumer awareness about various coconut products and widening the market for coconut products in traditional as well in non-traditional areas. With the participation of manufacturers in the exhibitions, the Board carries out sales-cum-display of various coconut by-products.

A tentative list of International and Domestic Exhibitions in which the Board proposes to participate during 2019-20 is given **(Annexure I)** along with proforma to be filled by the organizers.

(a)

Sl. No.	Particulars	Month	Amount (₹ in lakh)
1.	International Conference and Exhibition on Health Tourism at Kochi, Kerala	July	
2.	Codissia's Agri Intex 2019 at Coimbatore, Tamilnadu	July	
3.	Ujjwal Himachal Pradesh Chamba 2019 at Himachal Pradesh	July	
4.	Utharakhand Trade Expo, Uttarakhand	August	
5.	Global Halal Expo 2019 at Bengaluru	August	
6.	Food Pro 2019 at Chennai	August	
7.	Krishi and Wellness India 2019 Expo, New Delhi	August	
8.	16 th Annual Agro +F & B Pro Expo 2019 at Goa	August	
9.	AAHAR 2019 at Chennai	August	
10.	Food Hospitality & Beverage Expo at Goa	August	
11.	Vibrant Agri Food Expo at Tamilnadu	August	
12.	Annapoorna Exhibition at Mumbai	September	
13.	KSIDC Coconut Festival at Kozhikode, Kerala	September	

Sl. No.	Particulars	Month	Amount (₹ in lakh)
14.	NNS International Agri Hort Expo at New Delhi	September	
15.	Himachal Pradesh Expo at Himachal Pradesh	October	
16.	International Book Festival at Kochi, Kerala	October	
17.	Meri Dilli Utsav at Lucknow/New Delhi	November	
18.	Agro Vision at Pune/Nagpur	November	
19.	KRISHITHON 2019 at Maharashtra	November	
20.	Biofach 2019 at New Delhi	November	
21.	Arogya – International Exhibition and Conference on AYUSH and Wellness, New Delhi	December	
22.	Indian Science Congress Expo at Manipur	December-January	
23.	Assam International Agri-Horti Show, Guwahati	January	
24.	Flower show at Bengaluru, Hyderabad	January	
25.	Krishi Unnathi Mela at New Delhi	February-March	
26.	Goa Festival at Goa	January	
27.	Singheswar Maha Siva Rathri Mela at Bihar	February	
28.	Krishi Unnathi Mela 2019 at New Delhi	February	
29.	AAHAR 2020 at New Delhi	March	
30.	Vibrant Agri Food Expo at Gujarat		
31.	Agri Trade Expo 2018 at Coimbatore		
32.	Panacea 2020 – National Product Expo India 2020 at Maharashtra		
33.	International Trade Show - SUVM 2020, Gujarat		
34.	Taj Mahotsav at New Delhi		
35.	Sunderban Krishi Mela at West Bengal		
36.	Arogya exhibitions of Ministry of Ayush at various centres		
37.	National/State level exhibitions organized by MOFP, MOA, CII, ITPO, FICCI, PCCI, ASSOCHAM, NSFI, FIEO		
38.	Participation in minor exhibitions across the country which falls occasionally		12.00
	Grand Total		50.00

(b)

Proforma for Participation in Exhibitions/Sponsorship of Events		
cc	Applicant Type (Registered Society, NGO, Company, Public/Private/Partnership, Proprietorship, Media Houses/Association of Growers/Industry/SAU/R&D Institution/Government/Public Sector etc.	
1.	NGO ID allocated by NITI Aayog	
2.	Applicant/Organization Name	
3.	Name of the event/exhibition/fairs/publications	
4.	State (Location/Venue/City)	
5.	Project address/client address	
6.	Correspondence address/registered address	
7.	Date of establishment	
8.	Business performance for the past three years (certificate from a qualified Chartered Accountant to be attached)	
9.	Objective of the fair/event/publication	
10.	In the case of exhibitions/event, whether entry restrictions open to: General Public/Business visitors (please tick relevant portion)	
11.	Name of Administrative/Nodal Ministry/Department/Organization under whom subject matter of your exhibition/event falls	
12.	Advertisement release - whether the publication is having INS accreditation/RNI registration	
13.	Type of entrepreneurs in the event/exhibitions	
14.	Business scope (expected gathering/reach/promotion)	
15.	Total number of stalls in the exhibitions/total size	
16.	Nature of Show (B2B, B2C, permission for retail sale)	
17.	Whether the event/exhibitions concentrates on food and beverage, cookery/consumers/farmers/entrepreneurs etc.	
18.	Social benefit (consumer/farmer/entrepreneurs awareness)	
19.	Participant benefit (sale of products/enquiries etc.)	
20.	Name of contact person, phone no., email ID:	

21.	Project implementation period/duration of event/period of advertisement release	
22.	Components for which assistance required (reservation of stall in exhibitions, logo presence, advertisement release, etc.) other sponsors of the event	
23.	Previous financial benefits availed from CDB (give details of last 3 years)	
24.	Amount of Assistance sought	
25.	If financial assistance sought, details (copies to be enclosed) Name of beneficiary Bank name Bank Account No. IFSC PAN/TAN/GST No:	
26.	Details of proposed activity (brief of project/event) (enclose relevant documents)	
27.	Project cost indicating major items of investments	
28.	Source of funding	
29.	Names and designation of resource persons, if any	
30.	Whether you are receiving/requested for financial assistance from other Government Organizations, if yes, details of the same	
31.	Expected income to organizer from this event/income from similar events in the past	
32.	Brief report on the events already organized and assisted by CDB in previous years	
33.	Expected outcome of events/exhibitions	